TPSODL

TP SOUTHERN ODISHA
DISTRIBUTION LIMITED

(A Joint Venture of Tata Power and Government of Odisha)

Submitted By –
TP Southern Odisha Distribution Limited (TPSODL)

TPSODL/ Regulatory /2026/79/4849 09-September-2026

To,

The Secretary

Odisha Electricity Regulatory Commission

Bidyut Niyamak Bhawan

Plot No 4, Chunokoli

Shailashree Vihar

Bhubaneshwar 751021

Sub.: Application for Approval of the Annual Capital Investment Plan for FY 2027-2028.

Dear Sir,

We are herewith submitting the application for approval of the Capital Investment Plan (CIP) for the FY 2027-2028 in the Licensed Area of TP Southern Odisha Distribution Ltd. for kind consideration of the Hon'ble Commission.

We trust our submissions are in order.

Yours faithfully

(Soumitry Dey)
Head-Regulatory

BEFORE THE ODISHA ELECTRICITY REGULATORY COMMISSION,
BIDYUT NIYAMAK BHAWAN.
PLOT No-4, CHUNOKOLI, SHAILASHREE VIHAR, BHUBANESWAR-751021

IN THE MATTER OF: Application for approval of Capital Investment Plan for the FY 2027-2028 in the Licensed Area of TP Southern Odisha Distribution Ltd.

And

IN THE MATTER OF: TP Southern Odisha Distribution Ltd. (Formerly Southco Utility), Corporate Office, Kamapally, Courtpeta, Berhampur, Ganjam District, Odisha 760004. ..... *Applicant*

AFFIDAVIT

I Soumitry Dey, aged about 49 years, s/o. Banshidhar Dey, working as the Head Regulatory Affairs, do hereby solemnly affirm and state as follows:

a) That, I am working as Head Regulatory Affairs of TPSODL, Courtpeta, Berhampur, Dist. - Ganjam-760004. I am the authorized representative in the above matter and duly authorized by the said applicant to make this affidavit on its behalf.

b) That, I have gone through the contentions in this submission and understood the contents thereof.

c) That, the facts stated in the present application are true to the best my knowledge and belief, and the same are based upon available records.

Tripati Prasad Sahu
NOTARY
Berhampur
Sl.No. I - 147
Time 3.00 AM/PM
Date 09.09.2026

Deponent

Verified that the contents of above affidavit are true and correct, no part it is false and nothing material has been concealed there-from.

Verified at ..Berhampur... on this ..9th.. day of ...Sept... 2026

Deponent

DECLARATION
The deponent having been identified by Advocate Sri. S.R. Mahapatra of Bhoj solemnly affirm before me on this day of 09.09 2026 at 3.00 AM/PM the contents mentioned in this Affidavit are true to his/her knowledge information and belief

Sri Tripati Prasad Sahu
NOTARY Govt of INDIA
Reg.No. 46677 /2025
Berhampur Ganjam Co...

9-9-2026

Identified by the ADVOCATE

BEFORE THE ODISHA ELECTRICITY REGULATORY COMMISSION,
BIDYUT NIYAMAK BHAWAN.
PLOT No-4, CHUNOKOLI, SHAILASHREE VIHAR, BHUBANESWAR-751021

Case No: ____/2026

IN THE MATTER OF: Application for approval of Capital Investment Plan for the FY 2027-28 in the Licensed Area of TP Southern Odisha Distribution Ltd.

And

IN THE MATTER OF: TP Southern Odisha Distribution Ltd. (*Formerly Southco Utility*), Corporate Office, Kamapally, Courtpeta, Berhampur, Ganjam, Odisha 760004

.... Petitioner

IN THE MATTER OF: All Concerned Stake Holder (s).

.... Respondent (s)

A. Background for Submission of the Petition

1. The Hon'ble Commission had directed TPSODL to seek the approval of the Capital Investment Plan in line with the Vesting Order (Case no. 83 of 2020 dated 28.12.2020) and OERC (Terms and Conditions for Determination of Wheeling Tariff and Retail Supply Tariff) Regulations, 2022.

2. The relevant extract from the Vesting Order is as follows:
43. Capital investment plan
.....
(d) TPSODL would be required to seek the Commission's approval on the detailed capital expenditure plan in line with the regulations. TPSODL shall satisfy the Commission that the capital

expenditure plan submitted in line with regulations adheres to the capital expenditure plan submitted as part of the Bid.

.....

3. Further, the Odisha Electricity Regulatory Commission (Terms and Conditions for Determination of Wheeling Tariff and Retail Supply Tariff) Regulations 2022 ("Tariff Regulations") provide the following for approval of the Capital Investment.

3.2. *Capital Investment*

*3.2.1. The Distribution Licensee shall submit **detailed capital investment plan, financing plan and physical targets for each year of the Control Period** for strengthening and augmentation of distribution network, meeting the requirement of load growth, reduction in distribution losses, improvement in quality of supply, reliability, metering, reduction in congestion, etc., to the Commission for approval, as a part of the Business Plan applicable for the entire control period and annual proposal for each year of the Control Period.*

*3.2.2. The Distribution Licensee shall file a **separate annual Capital Investment Plan comprising of capital investment plan, financing plan and physical targets for each year of the Control Period as per the timelines specified in Annexure-I.***

(Emphasis Supplied)

4. In compliance to the Tariff Regulations,2022; TPSODL had filed its Business Plan for FY 2023-24 vide submission dated 31.01.2023 (registered as Case 12/2023) and Business Plan for FY25 to FY28 vide submission dated 09.06.2023 (registered as Case 46/2023). The Business Plan application of TPSODL comprised of, among other component of Business Plan as per Tariff Regulation,2022; Capital Investment Plan for the Control Period. The Business Plan application for FY 2023-24 was disposed off by the Hon'ble Commission in the Tariff Order for FY 2023-24 dated 23.03.2023. The Hon'ble Commission has issued order in the matter of Case 46/2023 on 14.09.2023 and has stipulated following with regards submission of Capital Investment Plan.

33. *Capital Investment*

.....

*j. **The Commission opines that the Capital expenditure involves multidimensional aspects which undergoes changes due to rapid urbanization & industrial growth. Ensuring reliability of power supply, reducing interruptions & AT&C loss and providing electricity at an affordable tariff to the consumers etc. are major challenges.** In view of such dynamism in the system, **the Commission directs the DISCOMs to submit the year wise Capex plan for the control period for approval of the Commission.** The*

Commission also observes that the DISCOMs are required to catch up in capitalization with the approval by the Commission.

5. We are in this submission filing the proposal for Capital Investment Plan for FY 2027-28 for the approval of the Hon'ble Commission.

6. The details of the various schemes are given in the following paragraphs.

A. Background

7. TPSODL receives electrical power at 33KV level from 39 numbers of 220/33KV or 132/33KV Grid substations located within and in the vicinity of TPSODL operational area. TPSODL distributes the power at 33KV / 11KV / 440V / 230V depending on the demand of the consumers.

8. Since Inception, TPSODL has identified and completed large scope of works to mitigate different challenges in its vast geographical area of operation. Still TPSODL is facing numerous challenges in various aspects and thus need to address them in phased manner.TPSODL's major challenges are rooted in its vast, aging distribution network, which requires investment to address operational, commercial, and safety issues. Still the network is comprised of lengthy, radial lines, a significant portion of which run through forest areas, complicating maintenance and impacting service reliability. Infrastructure deficiencies include worn-out, undersized bare conductors, extremely long spans, damaged or tilted poles, poor joints, and non-compliance with statutory safety guidelines. These deficiencies result in compromised safety clearances and lack of guard wires at road crossing in feeders, posing a serious threat to employees, the public, and animals. Therefore, a substantial investment is crucial to upgrade the network, improve supply reliability, enhance customer services, and ensure the safety of all stakeholders.

9. As explained in our earlier petitions, TPSODL has identified a number of other challenges related to Metering infrastructure, Customer Services, and Technology usage. These challenges are planned to be addressed through systematic investment plans prepared by TPSODL, part of which were proposed by TPSODL in its earlier petitions. Further, The Tata Power Company Limited ("Tata Power"), who is the 51% Shareholder in TPSODL, has also been an early implementer of latest technologies in India and has perhaps the greatest number of standalone and integrated technology platforms in use. These technologies have been instrumental in improving the overall performance of the company and also been

able to deliver business benefit in terms of lowering losses and improving reliability and better management of the business and consumers.

10. The proposed Capital Investment Plan represents a justified and efficient level of total capital investment estimation by TPSODL; to meet the service obligation, ensuring safe and reliable network, maintaining high level of service standards and to reflect upon the commitment of benchmark customer services through process improvement, capacity building, technology adoption & carbon footprint reduction.

B. Capital Expenditure Proposal for FY 2027-28

11. The summary of the Capital Expenditure proposed in this petition under various heads is as follows:

Capital Expenditure proposal for FY 2027-28

Sl. No.	Category	Sub-Category	Total Estimated Cost (Rs. Cr)
1	*Statutory and Safety*	*Safety & Electrical Testing Equipment*	12
		Fencing of DSS, Boundary wall & Switchyard development at PSS	21
		Maintaining Safe Horizontal / Vertical Clearances	21
Sub Total – Statutory and Safety(A)			**54**
2	*Loss Reduction*	*Conversion of LT Bare Conductor with AB Cable and Polycarbonate box*	8
		GIS Upgradation and Software Integration	4
		Damaged/Defective Service Cable replacement for theft elimination, Safety & Reliability	*will be claimed at Actuals during Truing Up*
Sub Total - Loss Reduction(B)			**12**
3	*Network Reliability*	*SCADA- automation and Security Surveillance at PSS*	12
		PSS Strengthening Works for reliability Improvement	40
		33kV and 11kV Network infrastructure development and system strengthening	134
		Technology Adoption (Auto-Recloser, Sectionalizer, FPI, etc.,)	17
		HV and LV protection of DSS	10
Sub Total - Network Reliability(C)			**213**
4	*Load Growth and Voltage Profile Improvement*	*New/Augmentation of PTR*	49
		Augmentation / addition of Distribution Transformer along with associated lines	40
		Voltage Profile Improvement	39
		Augmentation of LT ABC line	26

Sl. No.	Category	Sub-Category	Total Estimated Cost (Rs. Cr)
		New Connection release	*will be claimed at Actuals during Truing Up*
Sub Total - Load Growth(D)			**154**
5	*Technology and Infrastructure*	*Build & Strengthen DC-DR Infrastructure & End-User IT Hardware, IT Applications & Software*	28
		Civil Upgradation + Roof Top Solar +Water harvesting	31
		Ready to Use Admin Asset	2
Sub Total - Technology and Infrastructure(E)			**61**
GRAND TOTAL=A+B+C+D+E			**493**

12. The Description of the various schemes shown in the table above is provided in **Chapter-4 Details of Capital Expenditure Schemes.**

13. The Capital Investment Plan of Rs. 493 Crores as depicted in table above is hard cost only. Other items like Employee Cost, Interest During Construction and Other Cost exclusively incurred for project related work, will be over and above and would be in addition to the amount that would be approved by the Hon'ble Commission.

14. Further, it may be submitted that certain works proposed under the Capital Investment Plan for FY 2027-28 are critical in nature and need to be taken up on priority for improving system reliability, safety and quality of power supply to consumers. Some of these activities may overlap, either fully or partially, with activities proposed under the Licensee's various Capex Petitions, which are presently under consideration by the Hon'ble Commission and are at different stages of Hearing. Since, these activities are of high priority and are essential for the improvement of system reliability and quality of supply. Accordingly, they have also been included in the present Annual Capex Petition.

15. The Licensee, therefore, respectfully prays that the Hon'ble Commission may kindly take cognizance of above and consider and accord approval for FY 2027-28 either under the present Annual Capex Petition or under the respective Capex Petitions already under hearing before the Hon'ble Commission.

C. Basis for estimation of Cost

16. The estimation of capital costs for major items have been made on the basis of *Cost Data Book (CDB) published by the Government of Odisha on May-26* for various items.

17. For items, which are not covered by the CDB, the rates discovered by TPSODL through the recent competitive bidding conducted has been considered. The rates so discovered have been escalated suitably to reflect the present market conditions. The expenditure of items which do not have the reference of the Discovered rates since the same are being placed for the first time, budgetary quotes have been used.

18. For few items where the above references are not available, engineering estimates have been made by TPSODL to arrive at the capital expenditure.

D. Proposed Funding of the Capital Expenditure

19. The Capital Expenditure is proposed to be funded through a Debt to Equity mix in the ratio of 70:30. The Debt raised for this Capital Expenditure would be long-term debt and the Equity would be subscribed by Tata Power and GRIDCO in the ratio of 51% and 49% respectively. Further, GRIDCO is expected to subscribe to its share of 49% through transfer of assets owned by the Government i.e. make contribution in kind and Tata Power would subscribe in the form of cash to the extent of its share of 51%. Accordingly, since cash resources need to be raised in the form of cash to meet the expenditure, the resources need to be raised additionally for compensating the Gridco Equity-in-Kind. Accordingly, the Debt and Equity required for meeting the capital expenditure (without considering employee cost and IDC that would be capitalized is as follows:

Proposed funding of Capital Expenditure FY 2027-28

Sr No	Particulars	Amount (Rs. in crore)
1	A. Proposed Capex Plan for FY 27-28	493
2	B. Add: Staff cost capitalized @9%	44
3	C. Add: GRIDCO capex (in kind) (i.e. equivalent to GRIDCO share of 49%in 30% Equity) @ 17.23 % of Sr No (1+2)	93
	Total Capex to be funded (A+B+C)	**630**
	Funding of the above Capex	
1	70% through Debt	**441**
2	30% through Equity	**189**
	a. Tata Power Share @ 51%	96
	b. GRIDCO Share @ 49%	93

E. Capital Investment Approved and proposed till FY 2027-28

20. The plan of the Capital Expenditure till 31st March 2028, including the quantum proposed in this petition are as follows:

Capital Expenditure till 31st March 2028

S. No.	Particulars	Value (Rs. in Cr.)
1	Capital Expenditure approved for FY 2021-22	184.65
2	Capital Expenditure approved for FY 2022-23	294.82
3	Capital Expenditure approved for FY 2023-24	407.38
4	Capital Expenditure approved for FY 2024-25	373.24
5	Capital Expenditure approved for FY 2025-26	286.75
6	Capital Expenditure approved for FY 2026-27	232.93
7	Capital Expenditure proposed for FY 2027-28	492.98
Total		**2272.75**

21. We further submit that, we would be completing the above schemes by the end of FY 2027-28 in a phased manner. We have in section 3.2 Major Initiative by TPSODL in the last & Current Financial Year presented the various initiatives undertaken by TPSODL in the previous years

F. Board Approval

22. The Capital Investment Plan for FY 2027-28 was put up for the approval of the Board of Directors of TPSODL. The proposal was discussed and approved by the Board in its meeting dated 18th July 2026. The **Certified True Copy (CTC) of the Resolution** passed at the Board meeting is enclosed as **Annexure-1**.

G. Prayers to the Hon'ble Commission

TPSODL prays that the Hon'ble Commission may kindly be pleased to:

a) Approve the Capital Investment Plan (CIP) to the extent of Rs. 492.98 Crores for FY 2027-28.

b) Allow actual expenditure incurred towards 'Damaged Service Cable Replacement' and 'New Connection Release' at time of Truing up in line with previous Capex Orders.

c) Allow Employee Cost, Interest During Construction and Other Cost related to Projects based on actuals to be capitalised over and above the Capital Investment Plan (Hard Cost) for FY 2027-28.

d) Permit carrying forward of the unspent Capital Expenditure to subsequent years.

e) That, the petitioner craves leave for submission of further /additional submission as and when required by the Hon'ble Commission.

f) To kindly condone any inadvertent omission /errors/shortcoming and allow to make future submission as may be required in future to support this application in terms of modification /clarifications, if any.

g) Grant any other relief as deemed fit and proper in the facts and circumstances of the case.

h) Any other direction as the Hon'ble Commission may think appropriate.

TPSODL

Detailed Project Report (DPR)

1. Contents

1 Need for Capital Expenditure in FY 2027-28 21

1.1. Geographical Information 22

1.2. Network Information 23

1.3. Distribution Network 23

1.4. Key Challenges 24

1.4.1. 33kV Lines 24

1.4.2. 33/11 kV Primary Substations 26

1.4.3. 11 kV Feeders 26

1.4.4. Ageing Effect on Electrical Network 27

1.4.5. Cyclone or Storm effect on Electrical Network 27

1.4.6. Need of River Crossing Tower 27

1.4.7. Distribution Substations 28

1.4.8. LT Network 28

1.4.9. Overhead network crossing-Lines interference 28

1.4.10. Earthing 28

1.4.11. Civil Infrastructure & office Administration 29

2 Proposed CAPEX Plan for FY 2027-28 30

2.1 Summary of Capital Expenditure 30

3 Progress of Capex approved for FY 2021-22, FY 2022-23, FY 2023-24, FY 2024-25, FY 2025-26 and FY 2026-27 32

3.1 Capitalization Schedule for FY 2021-22, FY 2022-23, FY 2023-24, FY 2024-25, FY 2025-26 & FY 2026-27 32

3.2 Major Initiative by TPSODL in the last & Current Financial Year 33

3.2.1 33 KV Network related activities completed (April'25- July-'26) 33

3.2.2 Activity Report for 11kV & LT Networks in FY 2025-26 37

3.2.3 Safety Achievement 38

4 Details of Capital Expenditure Schemes 41
4.1 STATUTORY & SAFETY 41
4.1.1 Safety & Electrical Testing Equipment 41
4.1.2 Fencing of DSS, Boundary wall & Switchyard development at PSS 49
4.1.3 Maintaining Safe Horizontal / Vertical Clearances 54
4.1.4 Summary of Expenditure under Statutory and Safety 60
4.2 LOSS REDUCTION 61
4.2.1 LT Bare to ABC Conversion and Polycarbonate box 62
4.2.2 GIS Upgradation and Software Integration 64
4.2.3 Summary of Capital Expenditure for FY 2027-28 under Loss Reduction category: 66
4.2.4 Damaged /Defective Service Cable Replacement for Safety, Pilferage elimination & Reliability 67
4.3 NETWORK RELIABILITY 69
4.3.1 SCADA- Automation and Security Surveillance at PSS 69
4.3.2 PSS Strengthening Works for reliability Improvement 76
4.3.3 33kV and 11kV Network infrastructure development and system strengthening 83
4.3.4 Technology Adoption (Auto-Reclosure, Sectionalizer, FPI) 246
4.3.5 HV and LV protection of DSS 251
4.3.6 Summary of CAPEX requirement for Network Reliability 255
4.4 LOAD GROWTH AND VOLTAGE PROFILE IMPROVEMENT 256
4.4.1 Augmentation of Power Transformer 257
4.4.2 Augmentation / addition of Distribution Transformer along with associated lines 285
4.4.3 Voltage Profile Improvement 289
4.4.4 Augmentation and addition of LT ABC line 292
4.4.5 New Connection Release 293

4.4.6 Summary of CAPEX requirement for Load Growth and Voltage Profile Improvement 294
4.5 TECHNOLOGY & INFRASTRUCTURE 295
4.5.1 Build & Strengthen DC–DR Infrastructure & End-User IT Hardware, IT Applications &Software 295
4.5.2 Civil Upgradation +Roof Top Solar + Water harvesting 303
4.5.3 Ready to Use Admin Asset 309
4.5.4 Summary of CAPEX requirement for Technology and Infrastructure 310
5 Time-lines 311
Annexure A: Glossary in terms 312

Tables:

Table 1: Details of Assets of TPSODL as on 31st March 26 23
Table 2: Summary of the Capital Expenditure for FY 2027-28 30
Table 3: Summary of the Capitalisation Report till August 2026 32
Table 4: Cost Expenditure of Safety Tools & Equipment 46
Table 5 : Cost Expenditure of Electrical testing Equipment 48
Table 6 : Cost Expenditure of DT Workshop Equipment 48
Table 7 Capital Expenditure towards Safety and Electrical Testing Equipment 49
Table 8: Capital Expenditure towards Fencing of DSS, PSS , Offices & Switchyard Development 53
Table 9: Road Map Plan towards Fencing &Switchyard development 53
Table 10: Capital Cost for providing Intermediary Poles 57
Table 11: Road Map plan for Intermediate Poles 57
Table 12 Capital Expenditure of Cradle Guard 59
Table 13 Road Map Plan for Cradle Guard 60
Table 14: Summary of Capital Expenditure Maintaining Safe Horizontal / Vertical Clearances 60
Table 15: Capital Expenditure under Statutory and Safety 60
Table 16 Capital Expenditure conversion of LT Bare ABC 63
Table 17 Road Map for LT Bare to AB Cable 63
Table 18:Capital Expenditure for Polycarbonate Box 63
Table 19:Capital Expenditure towards LT bare to AB cable&Polycarbonate boxes 64
Table 20: Capital Expenditure towards GIS Upgradation and Software Integration 66

Table 21: Cost Benefit analysis 66
Table 22 Capital Expenditure under Loss Reduction 66
Table 23 Capital Expenditure of SCADA- automation and Security Surveillance 72
Table 24 SCADA Cost Benefit Analysis 73
Table 25 Road Map for SCADA- automation and Security Surveillance 73
Table 26:TPSODL SAIDI and SAIFI 75
Table 27 : Capital Expenditure in FY 28 towards PSS Strengthening Works for reliability Improvement 82
Table 28: Category for 33 KV New Line 86
Table 29: Category for 11 KV New Line 104
Table 30 : Capital Expenditure of new 33 KV and 11 KV lines 170
Table 31 : Road Map for new 33 KV and 11 KV lines 171
Table 32 : Category of upgradation of 33 KV lines 175
Table 33 : Category of upgradation of 11 KV lines 199
Table 34 Capital Expenditure for Refurbishment/Upgradation of Lines: 239
Table 35 : Capital Investment for coversion to Covered Conductor in FY 2027-28 240
Table 36 : Road Map for Upgradation of 33 KV and 11 KV lines 241
Table 37 : Capital Investment for Underground Cable in FY 2027-28 242
Table 38 : Capital Expenditure in towards River Crossing 245
Table 39 : Capital Expenditure towards 33kV and 11kV Network infrastructure development and system strengthening 245
Table 40 : Capital Expenditure for ARC, Sectionalizer, RMU and FPI 248
Table 41 : Road Map Plan for ARC, Sectionalizer, RMU and FPI 249
Table 42 : Capital Expenditure for 11 KV and 33 KV AB Switches 249
Table 43 : Capital Expenditure towards New Technology and Innovation Projects 250
Table 44 : Capital Expenditure towards Technology Adoption 251
Table 45 : Capital Expenditure towards HV and LV Protection 254
Table 46 : Road Map Plan towards HT Protection and LV Protection 255
Table 47 Capital Expenditure under Network Reliability 255
Table 48 Capital Expenditure for Relocation and Reuse of Freed Power Transformers 281
Table 49 Capital Expenditure for Rearrangement of Feeders at PSS 283
Table 50 Capital Expenditure for PTR Augmentation 284
Table 51 Road Map For Power Transformers 285
Table 52 Synopsis of DT proposal for overloading mitigation 286
Table 53 Capital Expenditure for Augmentation and Addition of DTRs 287
Table 54 Capital Expenditure for Augmentation and addition of LT Line 288
Table 55 Capital Expenditure for Augmentation and addition of DT with LT Line 288
Table 56 Synopsis of DT proposal for Voltage profile improvement 289

Table 57 Capital Expenditure for Augmentation and Addition of DTRs for Voltage Profile improvement 290
Table 58 Capital Expenditure for LT AB Cable works for Voltage Profile improvement 291
Table 59 Capital Expenditure for Voltage profile improvement 292
Table 60 Road Map For Distribution Transformers 292
Table 61 Capital Expenditure for Augmentation and addition of LT ABC Line 293
Table 62 Capital Expenditure for Load Growth and Voltage Profile Improvement: 294
Table 63 Capital Expenditure for Build & Strengthen DC–DR Infrastructure & End-User IT Hardware 299
Table 64 Capital Expenditure for IT Applications & Software 301
Table 65 Road Map for DC–DR Infrastructure & End-User IT Hardware 302
Table 66 Capital Expenditure for Restructuring/Refurbishment of Infrastructure at Office and Stores Civil Works 307
Table 67 Capital Expenditure for DT workshop at Jeypore 307
Table 68 Capital Expenditure for Rooftop Solar and Rain Water Harvesting 308
Table 69 Road Map Plan for Civil and Solar 308
Table 70 Capital Expenditure for Civil Upgradation +Roof Top Solar + Water harvesting 309
Table 71 Cost Estimates for Ready to Use Admin Asset 310
Table 72 Capital Expenditure requirement for Technology and Infrastructure 310

Pictures & Figures

Picture 1 : RTU Architecture at PSS 71
Picture 2 : Overview of CCTV Surveillance System 71
Picture 3 : 33kV New Link Line for Radial to ring connectivity 86
Picture 4 : 33kV N-1 Arrangement by Interconnection between PSS 86
Picture 5 : 33kV New Link Line for Conversion of Tapping to LILO Arrangement 87
Picture 6 : 33kV Feeder Considered for load bifurcation. 87
Picture 7 : 33kV new link line for Mitigation of Overloading 88
Picture 8 : 33kV New Link Line for GSS Bay Utilization 88
Picture 9 : 33kV New Link Line for Load diversion 89
Picture 10 : 11KV New Line from PSS with Bay for Load Bifurcation 104
Picture 11 : 11KV New Line for N-1 105
Picture 12 : 11KV New Line for Length Reduction 105
Picture 13 : 11KV New Line for Load Shifting 105

Figure 1:TPSODL Geographical Boundary 22

Figure 2: Glimpses of Work Executed 35
Figure 3: Use of Neon Testor and Discharge Rod 39
Figure 4: Battery Operated Tree Pruner & Man-Lifter 39
Figure 5: 50 kg foam type fire extinguisher & Fire Wall 39
Figure 6: HoTT (Hands on Technical Training) Center at Berhampur 40
Figure 7: ARC Flash Suit & VR Training Kit 40

List of Annexures

Sl. No.	Description
1	Board Approval Certified True Copy
2	Details of TPSODL Circle, Division & Sub-Division
3	List of GSS of OPTCL in TPSODL
4	Safety & Testing Equipment Detailed Estimated BoQ
5	Bill of Quantities
6	Infrastructure- Technology
7	PSS Refurbishment
8	Load Flow Study and Cost Benefit Analysis of 33kV/11kV Line and PTR/DTR
9	Details of cost reference of material items considered
10	Location

Overview of the Detailed Project Report	
Index with the documents Page No.	10-15
Name of Applicant	TP Southern Odisha Distribution Limited
Name of the Capital Investment Work	Capital Expenditure for FY-2027-28
Nature of capex Scheme (New/ Resubmitted / revised / modified / extended)	New capex scheme is being submitted
Details of the Location	Attached annexure-10
Date of Approval by Competent Authority designated by the Board of Directors of the Company	Date of Approval 18-07-26 Certified True Copy attached in Annexure-01
Category of DPR	As per Draft OERC regulation Approval of Capital Investment Schemes (4.1 DPR Schemes)
Objective of the Capital Investment	• Statutory and Safety • Loss reduction • Network Reliability • Load Growth and Voltage Profile Improvement • Technology and Infrastructure
Need Analysis	Proposed schemes considered will further be expected to reduce loss improve the reliability of the network and for the modernization of Technology and Infrastructure.
Overall cost-benefit analysis	Cost benefit analysis details mentioned in respected schemes
Brief Scope and Specifications of Work	Scope of work and specifications considered under respective schemes mentioned in the DPR
Estimated cost (Rs Cr.)	492.98
Time frame of the expenditure	The tentative implementation period may be considered as 12 months after approval of the scheme
Benefits/Impact	Proposed schemes considered will further be expected to reduce loss and improve the reliability of the network
Need of the investment	TPSODL's distribution network is required to be strengthened to address critical issues related to safety,

	reliability, quality of supply, and distribution loss reduction. The existing network in several locations has aged infrastructure, unsafe overhead crossings, inadequate protection at DTRs, long LT feeders, and overloaded or undersized network elements, which together result in higher technical losses, public safety risks, and poor voltage profile at consumer end. The works proposed under this scheme are • Safety & Electrical Testing Equipment • Fencing of DSS, Boundary wall & Switchyard development at PSS • Maintaining Safe Horizontal / Vertical Clearances • Conversion of LT Bare Conductor with AB Cable and Polycarbonate box • GIS Upgradation and Software Integration • SCADA- automation and Security Surveillance at PSS • PSS Strengthening Works for reliability Improvement • 33kV and 11kV Network infrastructure development and system strengthening • Technology Adoption (Auto-Reclosure, Sectionalizer, FPI, etc.,) • HV and LV protection of DSS • New/Augmentation of PTR • Augmentation / addition of Distribution Transformer along with associated lines • Augumentation of LT ABC line • Build & Strengthen DC–DR Infrastructure & End-User IT Hardware, IT Applications & Software • Civil Upgradation +Roof Top Solar+Water harvesting • Ready to Use Admin Asset The proposed works will help ensure compliance with statutory safety requirements, enhance asset protection, reduce outages, and enable safe, efficient, and reliable power supply across the TPSODL license area

1 Need for Capital Expenditure in FY 2027-28

1. TP Southern Odisha Distribution Limited (TPSODL) is incorporated as a joint venture of The Tata Power Company (51%) and the Government of Odisha (49%) under the Public-Private Partnership (PPP) model. TPSODL commenced its operations on 1st January,2021 on the basis of the Vesting Order issued dated 28.12.2020 by the Hon'ble Odisha Electricity Regulatory Commission (OERC). TPSODL took over the license to distribute electricity in the southern part of Odisha, which was earlier served by erstwhile Southco Utility, through a competitive bidding process.

2. The business of TPSODL utility is governed by the provisions of license issued by Hon'ble (OERC) for distribution and retail supply of electricity in Southern Odisha. The Hon'ble OERC regulates the working of the entire power sector of Odisha state, including determination of tariff chargeable to end consumers and establishing performance norms. The core business activities of TPSODL are summarized as follows:

   - Operation and Maintenance of distribution network
   - Expansion of distribution network
   - Electricity supply and after sales services
   - Connection of new customers to the distribution network
   - Meter reading, billing, and revenue collection
   - Customer complaint resolution
   - Restoration of power after interruptions
   - General customer care including provision of information on services
   - Customer sensitization on energy efficiency, energy losses and safety

3. As per the Vesting Order as well as the prevalent OERC (Terms and Conditions for determination of Wheeling Tariff and Retail Supply Tariff) Regulations of 2014 and 2022; TPSODL has to submit the annual Capital Investment (or "Capex") proposal for approval of the Hon'ble Commission. The CAPEX proposals for the FY 2021- 22, FY 2022-23, FY 2023-24, FY 2024-25, FY 2025-26 & FY 2026-27 were submitted by TPSODL and same was approved by the Hon'ble commission under Case No 08 of 2021, under Case No 13 of 2022, under Case No. 05 of 2023, under Case No. 82 of 2023, under Case No. 104 of 2023 and Under Case No.78 of 2025 for Rs. 184.65Cr, Rs. 294.82Cr, Rs. 338.34Cr, Rs. 69.05Cr, Rs. 373.24Cr ,286.75Cr and 232.93 Cr. respectively.

4. We are in this petition submitting the Capex proposals for FY 2027-28 of **Rs.492.98 Crores** for consideration of the Hon'ble Commission in accordance with the OERC (Terms and Conditions for determination of Wheeling Tariff and Retail Supply Tariff) Regulations 2022. The document covers the details of the network assets, the inherent challenges in line with the safety & statutory requirements and the proposed action plan to mitigate the above challenges to achieve the performance parameters as per the stipulations provided by various authorities. The present petition covering the Capex proposal for FY 2027-28 is prepared under following major heads:

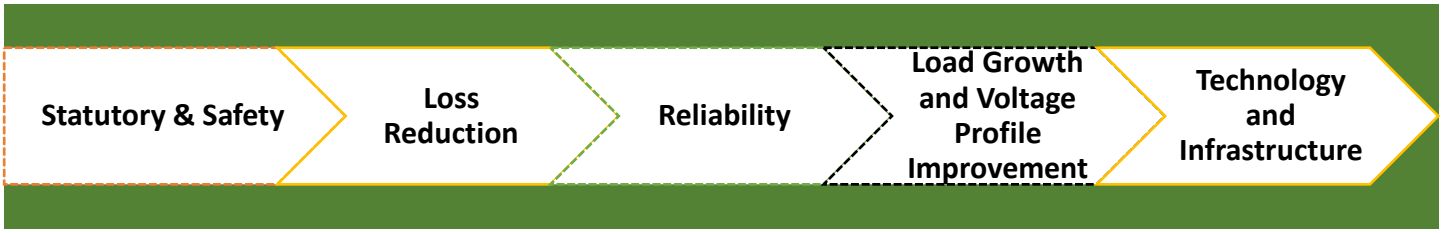

1.1. Geographical Information

5. TPSODL has a wide geographical area of 48,751 Sq KM. spread across 8 districts of Odisha state namely Ganjam, Gajapati, Boudh, Kandhamala, Rayagada, Koraput, Nabarangpur and Malkangiri and serves the consumer base of about 22.64 Lakhs. For operational simplicity the area is divided into 6 Circles viz. City, Berhampur, Aska, Bhanjanagar, Jeypore & Rayagada Circles. In order to have the smooth operation of electrical network and to provide satisfactory services to its consumers, above circles are further sub divided into 19 Divisions and 51 Sub-division. The details of the various Circles, Divisions, and Subdivisions are provided in Annexure 2 Division and Sub-Divisions.

Figure 1:TPSODL Geographical Boundary

6. The Glossary of Terms is attached as **Glossary in terms**

1.2. Network Information

7. TPSODL receives electrical power at 33kV level from 39 nos. of Grid Substations (GSS) out of which 6 nos. GSSs are rated at 220/132/33kV, 6 nos. at 220/33kV and 27 nos. at 132/33kV located in the vicinity of TPSODL operational area. TPSODL distributes the power at 33kV / 11kV / 440V / 230V depending on the demand of the consumers. The existing OPTCL Grid Substation in TPSODL are as provided in Annexure -3.

1.3. Distribution Network

8. The information is summarized in the table below.

Table 1: Details of Assets of TPSODL as on 31st March 26

SL NO	ASSET DETAILS	Unit	CITY CIRCLE	BERHAMPUR CIRCLE	ASKA CIRCLE	BHANJANAGAR CIRCLE	RAYAGADA CIRCLE	JEYPORE CIRCLE	TPSODL TOTAL
1	No of 33/11kV Substations (PSS)	No.	22	31	23	49	57	81	263
2	Power Transformers 33/11 KV	No.	54	75	63	106	118	184	600
3	Power Transformation Capacity 33/11 KV	MVA	382	402	320	484	564	843	2994
4	33KV Line - OH	Ckt.Km	196	447	316	1018	971	1973	4921
5	33kV Line - U/G	Ckt.Km	77	35	6	2	4	8	132
6	11 KV Line - OH	Ckt.Km	1134	2808	2392	9184	8551	16757	40827
7	11kV Line - U/G	Ckt.Km	19	7	1	9	9	7	52
8	33/0.4 kV, 11/0.4 KV Distribution Transformer	No.	2668	4791	4041	10823	9371	21967	53661
9	33/0.4 kV, 11/0.4 KV Distribution Transformer Capacity	KVA	389029	362896	277704	507759	495019	1000974	3033381
10	11/0.23 KV Distribution Transformer	No.	381	746	744	5185	4599	8162	19817
11	11/0.23 KV Distribution Transformer Capacity	KVA	5982	11687	11505	69334	65607	123560	287675
12	LT Line – Bare	Ckt.Km	65	88	210	490	929	326	2109
13	LT Line - ABC	Ckt.Km	1887	3465	2238	8415	4643	14715	35363

1.4. Key Challenges

9. TPSODL had presented the key Network related Challenges in its earlier CAPEX proposals i.e. for FY 2021- 22, FY 2022-23, FY 2023-24, FY 2024-25, FY 2025-26 &FY 2026-27 and the same challenges continue to exist to a large extent. It is submitted that the legacy network handed over to TPSODL was in a poor state, lacked compliance with respect to maintaining safe clearances, especially the ground clearances of the 33 KV & 11 KV network as required by the statutory guidelines. While the long spans of the network, at road crossings, public places and near schools etc. are unsafe for the employees, general public, children and animals; these irregularities also affect the reliable power supply to customers. We are detailing the individual network segments in the different sections below-

1.4.1. 33kV Lines

10. 33kV feeders are the main source of power supply from Grid Substation to Primary substations and some of the distribution transformers (33/0.415 KV) connected on 33 kV lines. We have the following observations regarding 33 kV feeders.

a. Feeder Length, Fault Localization, and SAIDI Impact

Some 33 kV feeders are having extensive lengths and radial configurations. These long overhead lines are highly susceptible to faults, and identifying the precise fault location is often difficult. A significant portion of these feeders traverses dense forest areas, where fault attendance is feasible only during daylight hours. This results in prolonged network downtime, adversely affecting the System Average Interruption Duration Index (SAIDI).

b. Tilted Pole and Conductor Conditions

At many locations, the lines are having damaged, bent, or tilted poles, which compromise both asset performance and public safety. The deteriorated condition of poles, coupled with undersized and worn-out bare conductors—particularly in the main sections of the feeders—has resulted in a marked reduction in feeder capacity. Additionally, long spans and poorly executed multiple joints contribute to elevated technical losses and increase the risk of conductor snapping.

c. Absence of Guard Wires in Public Areas

Most feeder sections lack guard wires beneath the conductors at important crossings. This becomes a critical safety issue where feeders pass through public places such as markets, schools, and hospitals. In the event of conductor snapping, the absence of protective

measures can result in severe injuries to a large number of people. The installation of cradle guards at such vulnerable locations is recommended to mitigate this risk.

d. Right-of-Way (ROW) Violations and Clearance Issues

Violations of the statutory Right-of-Way (ROW) for 33 kV feeders have been observed, with unsafe clearances from buildings, houses, and shops constructed beneath overhead lines in both urban and rural areas. Horizontal clearances are also compromised due to extended balconies and other encroachments. The close vertical and horizontal distances from the ground or nearby structures pose significant hazards, especially during the rainy season, as any electrical leakage can lead to serious accidents.

e. Inappropriate Pole Spacing and Span Lengths

Poles are not installed at appropriate intervals, resulting in excessively long spans. This increases the risk of cascading failures during high-speed winds and cyclones. Adopting properly designed span lengths and appropriate pole types can significantly reduce such failures and enhance network resilience.

f. Transient Faults in Vegetation-Dense Areas

Overhead power lines that traverse dense vegetation are particularly prone to transient faults—short-duration electrical disturbances that can lead to momentary outages or stress on equipment. These faults often arise from falling branches during storms or high winds, wildlife interference such as birds or animals contacting conductors, tree growth encroaching on clearance zones, and the accumulation of debris or moisture on insulators that can cause flashovers. The consequences include frequent feeder tripping, reduced equipment lifespan due to repeated electrical stress, increased operational inefficiencies, higher maintenance costs, and elevated safety risks for personnel involved in fault restoration.

g. Unanticipated Peak Demand Growth and Conductor Sizing Issues

An unanticipated growth in peak demand was observed during the summer of 2026, which caused interruptions in power supply to consumers. Overloading conditions in electrical networks during this period, coupled with expected load growth, can lead to a variety of issues, primarily stemming from increased demand for electricity due to higher temperatures and increased use of cooling systems. During surveys, it was observed that conductors of multiple sizes are used in different sections, which restricts circuit capacity. This also leads to conductor heating and high technical losses

1.4.2. 33/11 kV Primary Substations

11. Primary Substations transform 33 kV voltage to 11kV level. There are one or more 33 kV feeders supplying power to the PSS. The 33kV voltage is stepped down to 11kV through power transformers of various capacities viz. 1.6 MVA, 3.15 MVA, 5 MVA, 8 MVA, 10 MVA& 12.5/16 MVA. At few of the PSS, the Power Transformers, breakers, CT, PT are not appropriately maintained and are facing various issues as mentioned below.

i. In few of the PSS, the connection between the outdoor switchyard equipment and busbar are done with the poor jointing methods leading to hotspots which add to the technical losses. The technical losses due to poor jointing can be reduced significantly by using the latest wedge connectors.

ii. Study and analysis show that few of the existing 33/11KV PSS are already overloaded or approaching the overload limit. It is anticipated that some of PTRs in the existing PSS may be overloaded in next 2-3 years and few PTR are more than 30 years old.

iii. Earthing system is most important for safety & protection of men and equipment. It is submitted that earthing system in some of the PSS is in very bad condition and ineffective.

iv. Battery are necessary for all the PSS for backup supply for necessary operation during breakdown. Unavailability of the backup DC supply makes the basic protection system ineffective. Battery capacity were found inadequate in some of the PSS and needs capacity enhancement.

v. Few of the PSS are facing operational issues due to damaged/unviability of the line isolators, AB switches and LAs.

vi. Need replacement of old or damaged conductor in the Busbar, rusted or damaged structure of PSS, insulators in few PSS to avoid the unsafe operations of the PSS.

1.4.3. 11 kV Feeders

12. The following are some of the constraints faced in 11 KV Network

i. 11kV feeders connect a Primary substation to the distribution transformers which supplies the electricity to the end customers through LT network. We have identified following observations on the 11 kV feeders.

ii. Inspite of mitigation measures taken under various schemes still few of the feeders are radially connected and have longer length compared to the standard engineering practices. Some of the feeders are more than 100 Ckt. km long. The long overhead feeders are prone to faults. It is always difficult to inspect the feeder after occurrence of a fault leading to high equipment downtime and SAIDI.

iii. At many of the locations these feeders are installed on damaged, bent and tilted poles which is unsafe for the asset as well as the general public. As such many of these feeders are observed with undersized & worn-out bare conductor, having extremely long spans, multiple and poorly executed joints and compromised safety clearances.

iv. These feeders also pass through the crowded public places, especially in urban areas. Most of the above critical locations of feeders do not have guard wire beneath conductors, even in urban areas, to provide safety to the public against injuries and electrocution due to conductor snapping.

1.4.4. Ageing Effect on Electrical Network

13. In the current distribution system, most of existing electrical infrastructure is becoming aged due to the delayed replacement of older components, increased equipment loading. This leads to higher losses because of derating, multiple joints etc.

1.4.5. Cyclone or Storm effect on Electrical Network

14. Southern Odisha with long coastal belt has been experiencing frequent cyclones/ high speed Wind Storms which severally affects/ damages distribution infrastructure. It has been observed that the impact of cyclones progressively decreases while moving from sea towards land area and in most of the cases, the damage of infrastructure is mostly limited to about 60 km from the coastline. The major impact is in the form of damage of towers / poles of distribution lines, damage of substation equipment & structure, flooding of sub-stations, snapping of conductors etc.

1.4.6. Need of River Crossing Tower

15. Few of 33KV & 11KV Lines are passing over the rivers & lakes through single and double pole structures even for river span higher than 150 mtrs. In many of these places, due to high sag, during high flood situation clearance from river bed reduces leading to forced outages of these lines affecting large number of customers

1.4.7. Distribution Substations

16. TPSODL has three types of distribution substations according to voltage levels i.e. 33/0.415 kV, 11/0.415 kV and 11/0.230 kV. The substations are plinth mounted as well as pole mounted.

17. The DSS are provided protection with HT fuses on primary side whereas, still at some of the places, the secondary protection is not provided. In case of the fault in the LT lines, the fault may be arrested at HT fuse of the DTR. These situations can be avoided by providing LT protection on the secondary side of the DTR. In some cases, HT fuse and AB switch are bypassed which is compromising the life of the equipment.

1.4.8. LT Network

18. LT feeders emanate from DTR secondary side and serve the electrical energy to the end customers. There was no effective LT feeder protection system in place on the secondary side of some of the DSS. In place of LT Fuse box/MCCB box; aluminum wire was used as fuses on the secondary side of the distribution substations at these substations. These fuse units are installed at very low height and many of them have free access which is very unsafe. This needs a requirement of the appropriate protection system and fencing of the DSS to eliminate the access of the general public or animal. This is a potential safety threat to general public at large and animals

1.4.9. Overhead network crossing-Lines interference

19. In the current electrical distribution network, several 33kV &11kV overhead power lines cross each other at various points. This crossing of lines can lead to potential incidents due to electromagnetic induction, which poses significant safety and reliability risks. During cyclone we are facing challenges in such location for power restoration. Induction can cause interference between the lines, potentially leading to electrical faults, increased wear and tear, and even accidents

1.4.10. Earthing

20. Earthing of the electrical installation is very important for safety of the men, animal and equipment. The earth resistances are not effective enough to provide the required protection against faults. The poor earthing can lead to the chances of serious injuries including accidents beside breakdown of the equipment.

1.4.11. Civil Infrastructure & office Administration

21. TPSODL have done significant work in improving the office buildings for the benefits of the employee and customer but still some of the office buildings, are very old which need strengthening through major civil works such as refurbishments/ restructuring / rebuilding. Infrastructure of the offices need revamping and major civil works are to be addressed for ensuring conducive work environment for Employees and consumers visiting the offices. Substantial investment is required to address the above stated challenges and to safe guard the assets, public & animals from the accident and ensuring statutory compliant network.

22. Besides, TPSODL is also planning to improve the office infrastructure through revamping and other civil interventions. These activities are urgently needed to provide conducive work environment to TPSODL employees and all consumers visiting TPSODL offices. Many of the office buildings are very old and need urgent strengthening to avoid mishap.

2 Proposed CAPEX Plan for FY 2027-28

23. As per the Vesting Order for TPSODL, it is required to incur certain trajectory of Capital Expenditure. Based on the same, TPSODL had proposed the Capital Investment proposals for FY 2021-22, FY 2022-23, FY 2023-24, FY 2024-25, FY 2025-26 and further CAPEX for FY 2026-27 which were subsequently approved by the Hon'ble Commission.
    Further, to meet the additional requirement of the network, providing efficient consumer services and also addressing the challenges mentioned in previous chapter, it has now proposed the capital expenditure for FY 2027-28.

24. As TPSODL has a significant network asset spread across vast geographical area, it requires a huge investment to meet the desired expectation of the various stakeholders. We have gone through the detailed analysis of the loading of the network equipment, customer expectations, Load flow studies for 33 & 11 KV Network with 5 Yrs Load growth, inputs from the divisional teams and identified the priority projects to be considered in CAPEX FY 2027-28.

2.1 Summary of Capital Expenditure

25. As mentioned earlier, TPSODL has proposed the Capital Investment Plan for FY 2027-28 under Five (5) major heads with the objectives of ensuring compliance to the Statutory & safety, reducing AT&C loss, providing reliable power supply, meeting expected load growth, ensuring best customer services to the consumers through extending technology infrastructure and creating a better workplace environment for employees and enhancing the overall experience for customers. TPSODL proposes Capital Expenditure of ***Rs 492.98 Crore*** for FY 2027-28 with the intention that the proposed projects will contribute in achieving the performance targets of the company. The breakup of Capital Expenditure under various schemes is provided in the table below:

Table 2: Summary of the Capital Expenditure for FY 2027-28

26. The above project cost is exclusive of Employee Cost & Interest During Construction (IDC) and therefore these costs capitalized will be over and above the value of proposed capex plan.

27. The **Bill of Quantities (BoQ)** required for augmentation/addition/modification of network is provided in **Annexure 5.**

3 Progress of Capex approved for FY 2021-22, FY 2022-23, FY 2023-24, FY 2024-25, FY 2025-26 and FY 2026-27

28. As mentioned earlier, the Hon'ble Commission had approved capital expenditure for 6 years of operation viz FY 2021-22, FY 2022-23, FY 2023-24, FY 2024-25, FY 2025-26 and FY 2026-27. This chapter covers the progress of Capital Expenditure for the 6 years above.

3.1 Capitalization Schedule for FY 2021-22, FY 2022-23, FY 2023-24, FY 2024-25, FY 2025-26 & FY 2026-27

29. The Hon'ble Commission has approved Capital Expenditure for FY 2021-22, FY 2022-23, FY 2023-24, FY 2024-25, FY 2025-26 & FY 2026-27. TPSODL has executed the approved projects as shown below.

Table 3: Summary of the Capitalisation Report till August 2026

Year	CAPEX Approved	Proportion of Total Approval	Actual Capitalized	Work in Progress
FY-2021-22	184.65	10.37%	184.58	Nil
FY 2022-23	294.83	16.57%	297.66	Nil
FY 2023-24	407.39	22.89%	405.62	2.40
FY 2024-25	373.24	20.97%	356.49	11.68
FY 2025-26	286.75	16.11%	240.18	26.74
FY 2026-27	232.93	13.09%	11.51	49.33
Total	**1779.79**	**100%**	**1496.05**	**92.95**

30. We are in this submission filing the proposal for Capital Investment for FY 2027-28 for the approval of the Hon'ble Commission.

3.2 Major Initiative by TPSODL in the last & Current Financial Year

31. After commencement of operation on 1st January 2021, TPSODL have initiated various activities to improve the performance parameters in Reliability, AT&C, Safety, Technology and building or strengthening infrastructure. Some of the major activities completed are mentioned below.

3.2.1 33 KV Network related activities completed (April'25- July-'26)

a. Following activities completed for 33kV Lines: -

(i) Tree trimming – 5508.50 CKM
(ii) Insulator replacement – 1491 Nos.
(iii) Intermediate pole installation – 254 Nos.
(iv) V cross arm replacement- 11 Nos.
(v) Bird guard installation– 1147 Nos.

b. Following maintenance activity completed for PTR: -

(i) Faulty PTR replaced by repaired PTR – 15 Nos
(ii) PTR Overhauling- 46 Nos
(iii) Oil Top up – 178 Nos.
(iv) Silica gel replaced – 444 Nos.
(v) Breather replaced – 34 Nos.
(vi) Station transformer installation – 07 Nos (Randapali PSS, MV -79 PSS, Khairaput PSS, Kunduli PSS, Pandripani PSS, Luhagudi PSS and Maithili PSS)

c. Following activities for VCBs & CRP completed: -

(i) New 11 KV VCB Installed – 135 Nos
(ii) New 33kV VCB Installed – 67 Nos
(iii) Overhauling activity of 33kV and 11kV VCBs completed – 433 Nos
(iv) VCB maintenance and CRP trouble shooting activity – 1951 Nos

d. Following activities completed in PSS: -

(i) LA installed – 378 Nos
(ii) 33KV & 11KV CT installed – 681 Nos
(iii) AB switch Maintenance – 1806 Nos
(iv) Isolator Maintenance- 13 Nos

(v) New 33kV & 11kV AB Switch Installed – 163 Nos
(vi) New Battery charger Installation in PSS – 32 Nos
(vii) New ACDB Installation in PSS – 6 Nos

e. Following Protection related activities completed: -

(i) OC EF Relay Replacement – 138 Nos
(ii) Numerical relay installation – 51 Nos
(iii) Relay coordination done – 748 Nos
(iv) DC Supply Healthiness of PSS – 151 Nos
(v) O/C and E/F Relay Configuration Modification and Testing – 722 Nos
(vi) VCB, CT& PT testing Done – "VCB- 572 Nos, CT- 1203 Nos & PT- 132 Nos"
(vii) Earth Pit Resistance value testing Done of PSS – 176 Nos PSS
(viii) Transformer Testing Done – 100 Nos
(ix) P2P Testing with GE SCADA along with Automation Team– 101 Nos
(x) SCADA OV's Resolved of PSS's – 151 Nos
(xi) CBM- PD Testing done of transformer using Ultrasound – 24 Nos
(xii) Oil Sample DGA Test Carried out of PTR's – 305 Nos
(xiii) Relay setting modification of Grid OPTCL PSS – 147 Nos Feeders
(xiv) DC Battery Set (48V & 24V) installation of PSS – 40 Nos
(xv) Indoor Switchgear Maintenance of PSS- 14 Nos
(xvi) New SCADA CRPs taken into Service with Load – 463 Nos
(xvii) BDV Test of PTR Oil Sample – 336 Nos
(xviii) ACDB UV & OV Simulation Check- 61 Nos
(xix) Commissioning of Auto Reclosure & Sectionalizer – 4 Nos
(xx) Testing of UG Cable- 30 Nos
(xxi) Self-audit of Relay setting coordination – 55 Nos PSS
(xxii) Cross-audit of Relay setting coordination – 50 Nos PSS
(xxiii) Conventional PSS SCADA integrated – 75 Nos
(xxiv) ODSSP PSS SCADA integrated – 5 Nos
(xxv) PSS SCADA Integrated under CAPEX FY'25,26 and CMPDP- 04 Nos

Figure 2: Glimpses of Work Executed

Cradle Guard

33kV Sectionalizer

PTR Installation

New CRP Installation

11Kv Covered Conductor

11Kv Fault Passage Indicator

33kV Conductor Upgradation

33KV line AB Switch

LT Bare to AB Cable

PTR Augmentation

3.2.2 Activity Report for 11kV & LT Networks in FY 2025-26

32. **Major Initiatives taken in FY 2025-26:**

- Tree Trimming- 17998 CkM
- Bird Guard installed- 16735 Nos.
- Intermediate Pole installed-1162 Nos.
- DD Unit Installation in Lines- 2096 Nos.
- Line AB Switch (Replace/ Repair)- 1230 Sets
- Line AB Switch (New)- 69 Sets
- DSS AB Switch (Repair)-2699 Sets
- DSS HG Fuse (NEW/REPAIR/REPLACE)- 1771 Sets
- DSS LA installation req. (NEW/REPLACE)- 8828 Nos.
- Installation of LT Protection at DSS (Kit Kat/MCCB)- 7358 Nos.
- Silica gel Replacement in Breather- 3284 Kg
- DSS Oil Leakage mitigation- 1483 Nos.

33. **Strategic Maintenance:**

- **DTRs improvements:**
  - DTR Augmented for 111 nos. (4.81 MVA Augmented capacity).
  - Distribution Transformers (DTRs) were repaired for 3,017 nos.
  - Installation/Replacement of lightning arresters (LA) in lightning-prone areas to reduce DT failure reduction for 8828 nos.

- **System Earthing improvements:**
  - The addition of Earthing pits in the HT & LT Network was done for 1,506 nos.

- **Testing & Protection system improvements:**
  - Introduction of LT Protection at DSS - LTDB done for 88 nos. & Kit-Kat Fuse for 7265 nos.

- **DSS Activities:**
  - The activity of vegetation removal, housekeeping, and removal of unwanted material was done in 13785 nos. of DSS.
  - DSS Maintenance – 9265 Nos.
  - New DSS AB switches were installed for 69 nos.
  - Maintenance of DSS AB switches for 2699 nos.
  - Installation, Replacement, and Repairs of HG/DD Fuses– 1771 Nos.

- **Overhead Line Activities:**

  - Lines patrolling and tree trimming activity for 11kV line and LT lines done for 17998 CKM
  - New Line AB switches were installed for 69 nos.
  - Maintenance of AB switches for 1230 nos.
  - Installation, Replacement, and Repairs of DD Fuses at the T-offs/Cut Point of the 11kV Lines– 2794 Nos.

- **Safety Initiatives (Attending to Vulnerable Locations):**

  - The installation of HT & LT Intermediate Poles done for 1,162 nos.
  - Replacement of HT & LT Damaged/Broken Poles done for 2,794 nos.

- **Technical/ AT&C Loss Reduction Initiatives:**

  - Replacement of old conductor of 11kV lines – 6 CKMs.
  - Replacement of LT Undersized Cable/Conductor done for 28 CKM
  - Replacement of LT Old Cable/Conductor done for 54 CKM
  - De-hooking Drive done 21,228 nos.
  - Hooking Connections were removed to curb the theft losses done for 48,997 nos.

3.2.3 Safety Achievement

34. TPSODL holds in deep reverence to the values of lives of its employees as well as public at large. In order to achieve the goal to make TPSODL free from accident & injuries and to develop a positive safety culture not only for its employees and employees of Business Associates but also for public at large.

35. TPSODL safety & operation team conducted Hazard Identification and Risk Assessment (HIRA) by Core Committee Members and various Job Safety Analysis (JSA) workshop had been conducted to explore the hierarchy of risk control to reduce the incident rates and as part of risk control measures provision of PPE and safety tools made for all employees and business associates which was not available earlier. Apart from mandatory PPE's i.e., Safety helmet, Electrical safety shoes are enforced to the use of job specific PPEs like electrical safety hand gloves, full body harness with pole grab arrestor, electrical face visor, FR Jacket, Sensor based induction safety helmet, hand protection gloves like rubber & cotton type to ensure protection of the employees with strict guidelines for use by adhering the safe work practices with respect to risk assessment use of PPE matrix.

36. To strengthen the safe work practices and ensure safety and operational excellency the required safety PPE's, Safety Tools & Equipment are deployed at-site as provided in the table below –

37. Highlights of CAPEX Deployment Safety PPE, Tools & Equipment

Figure 3: Use of Neon Testor and Discharge Rod

Figure 4: Battery Operated Tree Pruner & Man-Lifter

Figure 5: 50 kg foam type fire extinguisher & Fire Wall

Figure 6: HoTT (Hands on Technical Training) Center at Berhampur

Figure 7: ARC Flash Suit & VR Training Kit

38. Highlights of CAPEX Deployment – FY27 Safety Tools & Equipment

- Safety infrastructure strengthened through strategic capital investments.
- Emphasis on both preventive measures and innovative safety solutions.
- Enhanced training ecosystem enabled by upgraded HoTT facilities.
- Field safety tools to ensure operational readiness.
- Deployment of firefighting equipment for new establishments across operational areas.
- Empowerment of field sections with essential tools such as manual tree pruners.
- Safety innovation to support next-generation safety technologies.

4 Details of Capital Expenditure Schemes

4.1 STATUTORY & SAFETY

4.1.1 Safety & Electrical Testing Equipment

Particulars for justification schemes		
1	Need of the investment	• Safety Equipment • Electrical Testing Equipment • Electrical Testing Equipment- DTR Workshop
2	Timelines of the Project	The tentative implementation period may be considered as 12 months after approval of the scheme
3	Scheme for revised approval / scope / cost	New Scheme
4	Proposed Capital Investment Scheme (in Rs. Cr.)	11.62 Cr.
5	Technical Justification	• Strengthen safety infrastructure across operational areas, including DSS, PSS, and other field work locations. • Enhance fire safety and emergency preparedness through improved detection, suppression, and response capabilities. • Improve safety during electrical maintenance and switching activities by providing adequate personal protective equipment (PPE), insulated tools, and safety accessories. • Provide better protection against key hazards faced by field personnel, including electrical shocks, fire incidents, wildlife encounters, and risks associated with working at height. • Increase operational reliability and asset protection by reducing safety-related work stoppages and incident-driven damage to equipment. • Support environmental sustainability by promoting a safer, more responsible operating environment and reducing accident-related environmental risks.

		• Promote innovation-driven safety improvements through adoption of modern safety technologies and practices. • Reinforce TPSODL's commitment to "Mission Zero Harm" by systematically addressing safety gaps and building a stronger safety culture.
6	Phasing of Investment	The tentative implementation period may be considered as 12 months after approval of the scheme
7	Statutory / Safety Requirement	Statutory and Safety Requirement
8	Cost Assessment /Cost Breakup. (Detailed breakup of each head is required. Utility may attach separate sheets with the excel working documentary proof justifying the rate reasonability)	The cost assessment is based on the unit rates mentioned in Annexure 4
9	Cost Benefit Analysis	Benefits are mentioned in this section of DPR
10	Constraints	Service Support from OEM
11	Detailed Justification for quantity proposed	**Safety Equipment** • Strengthened safety infrastructure across operational areas. • Enhanced fire safety and emergency preparedness. • Improved safety during electrical maintenance activities. • Better protection against electrical, fire, wildlife, and work-at-height hazards. • Increased operational reliability and asset protection. • Support for environmental sustainability and ESG objectives. • Promotion of innovation-driven safety improvements. • Reinforcement of TPSODL's commitment towards Mission Zero Harm.

		Electrical Testing Equipment • Air-cooled 3-phase Variac enables safe, adjustable voltage testing of stabilizers, PTs, and transformers with better accuracy and parallel testing. • Multiple Variac units reduce test-bench bottlenecks. • Portable DFR/FDS analyzers detect moisture and ageing in insulation of transformers, bushings, CBs, cables, and motors for condition-based maintenance. • DFR/FDS allow simultaneous field and factory diagnostics with automated, traceable reporting. • Relay Test Bench validates relay pickup, timing, logic, and end-to-end schemes, reducing commissioning errors and improving safety. • Standardized relay test sequences increase productivity and consistency. • Online moisture removal system dries transformers without full outage, improving insulation health and asset life. • HVB10 bridge rectifier kit enables fast, accurate pre-location and pinpointing of various cable faults with safe HV output. • Thermo-vision cameras detect hotspots for predictive maintenance, prevent failures, and support audit documentation across previously uncovered sections. **Electrical Testing Equipment- DTR Workshop** • Distribution transformers are critical assets; • An existing DTR workshop at Berhampur Central Store cannot efficiently serve remote Jeypore and Rayagada circles due to long transport distances. • Delays in transporting failed DTRs increase repair time, reduce DTR availability, and prolong outages, worsening SAIDI/SAIFI and customer satisfaction.

		• A new DTR workshop at Jeypore, equipped with necessary tools and equipment, will enable local repair and reconditioning of DTRs. • This will raise DTR repair capacity, reduce outage duration, improve SAIDI/SAIFI, ease DTR scarcity, and enhance customer satisfaction.

4.1.1.1 Safety Equipment

39. TPSODL continues its unwavering commitment to building a safe and injury-free workplace under the "Mission Zero Harm" initiative. With the goal of safeguarding lives—employees, business associates, and the public alike—TPSODL has proactively undertaken several critical safety measures through the FY2027-28 CAPEX plan. These initiatives are aligned with the organization's strategic safety roadmap and focus on risk mitigation, innovation, and operational excellence.

40. To strengthen fire safety infrastructure at Ambagada Office, an addressable Fire Detection and Alarm System is proposed. The system will facilitate early detection of fire incidents, provide timely alerts, support rapid emergency response, and ensure compliance with applicable fire safety regulations. The project will significantly improve the protection of employees, office infrastructure, and critical assets.

41. Safe access equipment is essential for maintenance and inspection activities. For that 50 no of A-Type FRP ladders are proposed for deployment at substations and maintenance locations. FRP construction offers excellent electrical insulation properties and minimizes the risk of accidental electrical contact.

42. To improve safety during work-at-height activities, 15 man-lifters are proposed for deployment across operational divisions. These machines will support safe maintenance, inspection, and tree trimming activities while eliminating unsafe climbing practices.

43. 50 no of fire wall are proposed to prevent the spread of fire between Power Transformers at PSS. This initiative will improve fire protection measures and contribute to the continuity of power supply during emergency situations.

44. TPSODL is committed to sustainable operations and environmental stewardship. Various environmental improvement projects, including water conservation, rainwater harvesting, resource management, and carbon reduction initiatives, are proposed under FY 2027-28 CAPEX.

45. Snake intrusion is a recurring challenge in substations, stores, and field locations. Provision of snake catcher equipment will enable safe handling and relocation of reptiles, reducing the risk of injury to employees while supporting wildlife conservation practices. For that Snake Catcher are proposed for deployment at substations, stores, and field locations.

46. Discharge Rods (11-33-66 KV): Discharge rods are essential safety tools used to eliminate residual electrical charge before maintenance work, ensuring safe operations. New discharge rods are being proposed. These rods help prevent accidental electrical discharges during maintenance, significantly enhancing worker safety. Key benefits include:
    - Near elimination of accidental electrical discharges during maintenance.
    - Improved regulatory compliance.
    - Increased operator confidence and safety assurance.

47. Industrial Neon Testers (NCVD) for High Voltage Detection: Industrial Neon Testers (NCVD) are devices that provide contactless detection of live voltage, making them critical for pre-maintenance safety checks. Under the FY 2027–28 plan, 50 additional Neon Testers are being proposed. These tools are vital for high-voltage detection and ensuring safety during operations on live or potentially energized equipment. Key benefits include:
    - Accurate live-line detection, reducing the risk of incorrect assumptions during field work.
    - Improved operational efficiency and reduced downtime by avoiding unnecessary shutdowns.

48. Deployment of Fire Extinguishers: Electrical facilities are inherently prone to fire hazards, making preparedness essential. To safeguard newly established installations ,50 no of Foam type fire extinguishers (50 kg) will be deployed across TPSODL locations. This initiative ensures operational readiness in the event of fire emergencies. Key benefits include:
    - Enhanced preparedness for emergency fire situations.
    - Compliance with fire safety standards across field offices and substations.
    - Reduced risk of equipment damage and personnel injury during fire incidents.

49. Battery operated tree Pruners for Field Safety: Vegetation encroachment on electrical lines is a recurring cause of outages, property damage, and personal injury. With increasing incidents of tree branches interfering with power lines, 50 Battery operated tree Pruners are being allocated to various sections for proactive trimming and clearance. This initiative aims to significantly reduce fire and electrical hazards. Key benefits include:

- Meets section-level requirements for vegetation clearance near power lines.
- Prevents outages and fire risks caused by tree contact.
- Ensures reliable power supply during adverse weather conditions.
- Improves safety for field workers during pruning operations.

50. Safety Innovation Projects: A strong safety culture thrives when innovation is encouraged at every level of the organization. To foster this mindset, TPSODL has earmarked funding for pilot projects aimed at deploying new-age, technology-driven safety solutions. This initiative supports the development and evaluation of advanced tools, systems, and methods to enhance workplace safety. Key objectives include:

    - Supporting multiple pilot projects in advanced safety tools, methods, and data systems.
    - Evaluating and scaling up successful pilot initiatives.
    - Encouraging employee-led safety innovations through an innovation challenge platform.
    - Testing emerging technologies on a small scale before wider deployment.
    - Positioning TPSODL as a leader in adopting cutting-edge safety practices within the power distribution sector.

Table 4: Cost Expenditure of Safety Tools & Equipment

Sl. No	Description of Projects	Total Estimated Cost (In Rs.Cr.)
1	**Safety Equipment**	**6.53**

The detailed BoQ for Safety Equipment is provided in Annexure 4

51. Benefits of FY28 Safety Initiatives

    - Strengthened safety infrastructure across operational areas.
    - Enhanced fire safety and emergency preparedness.
    - Improved safety during electrical maintenance activities.
    - Better protection against electrical, fire, wildlife, and work-at-height hazards.
    - Increased operational reliability and asset protection.
    - Support for environmental sustainability and ESG objectives.
    - Promotion of innovation-driven safety improvements.
    - Reinforcement of TPSODL's commitment towards Mission Zero Harm.

52. TPSODL’s FY28 safety CAPEX plan demonstrates its unwavering commitment to maintaining a safe, efficient, and future-ready distribution network. By investing in essential safety tools, upgraded training infrastructure, and innovative solutions,

TPSODL is advancing its mission of ZERO HARM and fostering a culture of proactive risk management. Collectively, these initiatives under the FY28-CAPEX plan reinforce TPSODL's core dedication to providing a safe workplace, ensuring reliable service delivery, and protecting public welfare—setting new standards in safety excellence.

4.1.1.2 Provision of Electrical Testing Equipment

53. 3-Phase Variac (Air-Cooled) – 20 A
    - Provides adjustable 3-phase voltage for testing stabilizers, PTs, and transformers.
    - Ensures safe energization by gradual voltage ramp-up.
    - Improves test accuracy and repeatability under controlled voltage conditions.
    - Multiple units reduce bottlenecks across parallel benches.

54. Portable Automatic Dielectric Frequency Response Analyzer (DFR/FDS)
    - Detects moisture and ageing in oil-paper insulation for transformers and bushings.
    - Enables condition-based maintenance, preventing catastrophic failures.
    - Covers multiple assets: transformers, bushings, CBs, cables, and motors.
    - Automated reporting ensures traceability and trending.
    - Two units allow simultaneous field and factory diagnostics.

55. Relay Test Bench
    - Verifies protection relay performance (pickup, timing, logic) before deployment.
    - Supports end-to-end scheme validation, reducing commissioning errors.
    - Enhances safety by ensuring correct relay operation.
    - Improves productivity with standardized test sequences.

56. Portable Continuous Variable Current Injection Secondary Kit with Timer
    - Portability and Ease of Use, Field-friendly
    - Local & Remote Point-to-Point Testing
    - Accurate Relay Testing, Verification of Time-Current Characteristics
    - Continuously Variable Output Current
    - Enhanced Troubleshooting Capability
    - Cost-Effective Solution

57. TDM 6260 with PDS-60 VLF Sine High-Power Test & Diagnostics System
    - Cable Testing: Performs standard-compliant high-power VLF testing at 0.1 Hz on long cable lengths.

- Partial Discharge Diagnostics: Utilizes multiple voltage shapes including VLF Sine, VLF CR, and DAC modes for precise PD localization and inception/extinction voltage measurements.
- Tan Delta: Assesses overall insulation ageing and water treeing without needing separate external bridges
- High- power system for medium-voltage cable testing

58. Thermo-Vision Cameras
    - Detects hotspots in electrical equipment for predictive maintenance.
    - Prevents failures and fire hazards by early anomaly detection.
    - 30 units ensure coverage across the sections where thermovision camera not available.
    - Supports documentation for audits and root-cause analysis.

Table 5 : Cost Expenditure of Electrical testing Equipment

Sl. No	Description of Projects	Total Estimated Cost (In Rs.Cr.)
2	**Electrical Testing Equipment**	**3.50**

The detailed BoQ for Safety Equipment is provided in Annexure 4

4.1.1.3 DTR Workshop Equipment

59. Distribution transformer is one of the major and valuable assets in the power distribution utility. Due to various reasons lots of DTRs are failing in regular intervals. Under a previous CAPEX, one DTR workshop was established and is currently operating at the Berhampur Central Store, serving the TPSODL area. However, it is difficult to cover remote areas such as the Jeypore and Rayagada circles due to the long distance required for transporting Distribution Transformers (DTs). Hence it is taking more times for repairing failed DTRs which leads to unavailability of DTRs to restore power supply, increase in SAIDI & SAIFI and customer dissatisfaction. To address this, a new DTR workshop at Jeypore is needed, along with various tools and equipment, for repairing and reconditioning DTRs. This will increase the DTR repair capacity, leading to improvements in SAIDI, SAIFI, and customer satisfaction, while also mitigating the scarcity of DTRs.

Table 6 : Cost Expenditure of DT Workshop Equipment

Sl. No	Description of Projects	Total Estimated Cost (In Rs.Cr.)
3	Electrical Testing Equipment- DTR Workshop	1.59

The detailed BoQ for Safety Equipment is provided in Annexure 4

60. TPSODL therefore proposes Capital expenditure for Safety and Electrical Testing Equipment as per the table below

Table 7 Capital Expenditure towards Safety and Electrical Testing Equipment

Sl. No.	Description of Projects	Total Estimated Cost (In Rs.Cr.)
1	Safety Equipment	6.53
2	Electrical Testing Equipment	3.50
3	Electrical Testing Equipment- DTR Workshop	1.59
Total		**11.62**

4.1.2 Fencing of DSS, Boundary wall & Switchyard development at PSS

Particulars for justification schemes		
1	Need of the investment	Distribution substations are located at scattered locations along roads, in public places to supply electricity to consumers. Several DSS locations were found to have damaged fencing or no fencing, creating a safety risk to the general public and stray animals. The proposed investment is required for construction of DSS fencing wherever necessary. Similar requirements were identified at Primary Substations (33/11KV PSS), where boundary walls were damaged or absent. The scheme also includes boundary wall works for rural TPSODL offices, switchyard development, gravelling, fencing of switchyard areas and improvement of internal drainage at vulnerable PSS locations.
2	Timelines of the Project	The project is proposed to be implemented over 12 months from the date of approval
3	Scheme for revised approval / scope / cost	New Scheme
4	Proposed Capital Investment Scheme (in Rs. Cr.)	The proposed capital investment is Rs. 21.34 crore, comprising: • DTR fencing – Rs. 8.00 crore; • PSS boundary wall – Rs. 5.00 crore;

		• office boundary wall—Rs. 2.00 crore; • Switchyard development, including vulnerable locations—Rs. 6.34 crore.
5	Technical Justification	Fencing and boundary walls are essential for restricting unauthorized access to energized electrical equipment and maintaining safe clearances around DSS and PSS installations. A DSS consists of 11 kV switching and protection equipment, transformers, LV protection, earthing arrangements, fencing and outgoing LV feeders. The transformer is the most valuable equipment in the DSS, and its reliable operation depends on the healthy condition of associated protection, earthing and safety arrangements. Proper fencing provides first-level protection to the transformer and other equipment against accidental contact, animal entry and external damage. At PSS locations, boundary walls, switchyard fencing, gravelling and drainage are required for safe operation, equipment protection and effective management of rainwater. The CEA distribution planning criteria require plinth-mounted distribution substations to be adequately fenced to prevent access by unauthorized persons and animals and to be provided with standard danger boards.
6	Phasing of Investment	The tentative implementation period may be considered as 12 months after approval of the scheme
7	Statutory / Safety Requirement	The scheme pertains to Safety requirement
8	Cost Assessment /Cost Breakup. (Detailed breakup of each head is required. Utility may attach separate sheets with the excel working documentary proof justifying the rate reasonability)	The cost assessment is based on the unit rates mentioned in Annexure 5
9	Cost Benefit Analysis	Benefits are mentioned in this DPR
10	Constraints	Possible constraints include execution in congested roads and commercial areas, limited access to existing DSS and PSS sites, encroachment, land and boundary disputes, traffic movement, public interference,
11	Detailed Justification for quantity proposed	The proposed quantities are based on survey observations and identified deficiencies in fencing, boundary walls and switchyard facilities. 447 DTR fencing works are proposed for DSS locations where fencing is inadequate or absent.

		PSS boundary wall are proposed for locations where the existing wall is severely damaged or does not exist. Office boundary wall are proposed for rural TPSODL offices requiring safety and boundary protection. 19 switchyard development works are proposed at vulnerable PSS locations requiring gravelling, fencing and drainage improvement. The final quantity shall be confirmed through detailed site-wise verification, measurement and approved drawings before execution

61. Distribution Substation are located at various scattered locations along the Road, public places, near the commercial areas etc. catering the power supply requirement to the consumers. During the survey, it is observed that fencing do not exist for many DSS thus posing a safety threat to stray animals and public at large. Hence it is proposed for Construction of fencing for DSS, wherever required.

62. In addition, Distribution Substation (DSS) comprises of various equipment which perform specific task to ensure delivery of power supply at appropriate voltage to the end consumers. The main components are 11 kV Switching device, 11 kV Protection, Transformer, LV Protection, Earthing, fencing and O/G LV feeders. The most expensive equipment in the DSS is the Transformer and its life depends upon healthy condition of all other components be it LV Protection, HV Protection, Earthing or fencing. Thus, fencing is one of the most important parts which ensures overall first-hand protection of the transformer. Therefore, installation of fencing to safeguard the DSS equipment and to maintain safety clearances is one of the major needs.

63. At many of the places it was found that the Boundary wall for PSS is not existing. Ensuring safety of People & equipment is very much needed for safe operation. Hence it is proposed for construction of Boundary wall of PSS, wherever required. In addition, there is a need at various PSS to provide gravelling, and fencing of switchyard area and improve the draining system inside the PSS.

64. In addition to that some of the TPSODL office at rural location, the condition of the Boundary wall for existing offices was very bad or at certain places, the wall was not existing. The safety of people is very much needed for safe operation. Hence it is proposed to construction for offices, wherever required.

Benefits of the Projects:

Enhanced Asset Security

- Prevents unauthorized access, theft, vandalism of electrical equipment.
- Protects valuable assets such as transformers, switchgear, cables, and communication equipment.
- Reduces the risk of material pilferage and associated financial losses.

Improved Public Safety

- Restricts accidental entry of the public, particularly children and livestock, into electrical installations.
- Minimizes risks of electric shock, injury, or fatal accidents near energized equipment.
- Ensures compliance with electrical safety norms and statutory requirements.

Improved Reliability of Power Supply

- Reduces outages caused by unauthorized interference, encroachment, or animal intrusion.
- Enhances operational continuity of DSS and PSS infrastructure.
- Supports uninterrupted power supply to consumers by safeguarding critical network assets.

Protection Against Encroachment

- Clearly demarcates utility land and assets.
- Prevents illegal occupation, boundary disputes, and unauthorized construction near installations.
- Preserves company property for future network expansion requirements.

Enhanced Operational Safety for Employees

- Provides a controlled and secure working environment for maintenance teams.
- Reduces occupational hazards during operation and maintenance activities.
- Facilitates safe access control and emergency response management.

Expected Outcomes

- Increased safety of public and employees.
- Improved security of DSS, PSS, and office assets.
- Reduced operational risks and outage incidents.
- Protection of utility land from encroachment.
- Enhanced reliability and availability of power distribution infrastructure.
- Compliance with safety and regulatory requirements.

Overall, the proposed fencing and boundary wall construction will significantly strengthen asset protection, operational safety, power supply reliability, and long-term infrastructure sustainability for TPSODL.

65. The summary of the cost estimate is as follows:

Table 8: Capital Expenditure towards Fencing of DSS, PSS , Offices & Switchyard Development

SL. No.	Activity	UOM	Qty.	Total Estimated Cost (In Rs.Cr.)
1	DTR Fencing	Nos.	447	8.00
2	Boundary Wall PSS	Rm	2702	5.00
3	Boundary wall Offices	Rm	1081	2.00
4	Switchyard Development including Vulnerable Locations	Nos.	19	6.34
	Total Estimated Cost (In Rs.Cr.)			**21.34**

The detailed BoQ for Fencing of DSS, PSS & Offices Safety Equipment is provided in Annexure 5 and Locations in Annexure 10

Table 9: Road Map Plan towards Fencing &Switchyard development

Sl. No.	Activity	UOM	Total Scope across System	Planned so far (up to FY'27 DPR)	Balance requirement	Proposed under FY'28 DPR	Balance Quantity
			A	B	C=A-B	D	E=C-D
1	Switchyard Development at PSS	Nos	120	67	53	19	34
2	Fencing at DSS Only Critical & vulnerable locations	Nos	8392	4769	3623	447	3176

Sr. no.	Activity	UOM	Completed up to FY26	Planned for FY27	Planned for FY28
1	DTR Fencing	Nos.	3937	100	447
2	Switchyard development	Nos.	42	24	19
3	Boundary Wall	Rmt	10462	1025	3783

4.1.3 Maintaining Safe Horizontal / Vertical Clearances

4.1.3.1 Intermediate poles for unsafe to safe location

Particulars for justification schemes		
1	Need of the investment	TPSODL's licensed area covers approximately 48,751 sq. km and includes about 5,053 circuit km of 33 kV network, 40,878 circuit km of 11 kV network and 37,471 circuit km of LT network. In the existing network span lengths of existing overhead networks, with some spans exceeding 70 metres. Excessive span lengths can result in increased conductor sag, reduced ground clearance, unsafe conditions and a higher risk of accidents. The proposed investment is required for providing intermediate poles at vulnerable locations.
2	Timelines of the Project	The project is proposed to be implemented over 12 months from the date of approval
3	Scheme for revised approval / scope / cost	New Scheme
4	Proposed Capital Investment Scheme (in Rs. Cr.)	The total proposed capital investment is Rs. 15.84 crore. The major components are: 33 kV intermediate poles—Rs. 4.56 crore; 11 kV intermediate poles—Rs. 7.67 crore; LT intermediate poles—Rs. 2.59 crore; 11 kV four-pole arrangements for unsafe N-1 connections—Rs. 0.39 crore; and DSS DP structures—Rs. 0.64 crore.
5	Technical Justification	Intermediate poles reduce the effective span length between supports and thereby help control conductor sag and maintain the required ground and road clearances. They also improve the mechanical stability of the overhead line, reduce excessive conductor movement and lower the risk of conductor contact with trees, vehicles, structures, people and animals. The requirement is particularly important at locations where the existing span exceeds approximately 70 metres or where site conditions create a risk of inadequate clearance. The proposal also includes special 11 kV four-pole arrangements for unsafe N-1 connections and DP structures for DSS to improve structural safety and

		operational reliability. The design, pole height, pole type, foundation, conductor arrangement and clearances shall conform to approved TPSODL specifications and applicable CEA safety requirements. Applicable CEA safety provisions address safe clearances for overhead lines and electrical installations
6	Phasing of Investment	The tentative implementation period may be considered as 12 months after approval of the scheme
7	Statutory / Safety Requirement	The scheme pertains to Safety requirement
8	Cost Assessment /Cost Breakup. (Detailed breakup of each head is required. Utility may attach separate sheets with the excel working documentary proof justifying the rate reasonability)	The cost assessment is based on the unit rates mentioned in Annexure 5
9	Cost Benefit Analysis	Benefits are mentioned under the section of the DPR
10	Constraints	The principal constraints may include difficult terrain, scattered network locations, limited access to poles and line corridors, traffic and public movement, requirement of shutdowns, work near schools, hospitals and markets, availability of land for pole installation, underground utilities, tree and vegetation interference, monsoon conditions,
11	Detailed Justification for quantity proposed	The proposed quantity identified for vulnerable locations and the requirement to reduce excessive spans and improve line safety. The quantity comprises 33 kV intermediate poles, 11 kV intermediate poles, LT intermediate poles, 11 kV four-pole arrangements for unsafe N-1 connections and DSS DP structures. The final site-wise quantity shall be confirmed through detailed field verification, including measurement of existing spans, assessment of sag and ground clearance, line configuration, pole condition, road crossings, public exposure and the criticality of connected consumers. Locations near schools, hospitals, markets and key installations shall receive priority.

Existing Scenario

66. TPSODL licensee area is spanning over a geographical area of 48,751 sq.km, having a vast network of 5,053 Ckt. Approx. KMs of 33 KV Network, 40,878 Ckt Kms approx. of 11KV network & 37471 CKMs approx. of LT networks, approximately. There have been several irregularities in the span length of pre-existing networks where the span lengths are beyond 70m at some places.

67. At present, many 11 kV feeders can be interlinked to enable an N-1 arrangement through temporary jumper connections when an interruption occurs in any feeder. This allows the interrupted feeder to be back-fed from another feeder, thereby restoring power supply to the affected area fully or partially. However, this process requires field staff to isolate both feeders, create safety zones, and then physically connect jumpers under shutdown conditions. These operations are time-consuming and expose personnel to significant electrical hazards, increasing the risk of unsafe working conditions and prolonged outages for consumers on both feeders.

68. To address these safety concerns, we propose a four-pole arrangement with AB switches to permanently interconnect both feeders and enable an N-1 configuration. This arrangement eliminates the need for repeated manual jumpering under shutdown, thereby reducing exposure to live equipment and minimizing the potential for electrical accidents. It also enables efficient, standardized, and safer switching operations, while supporting quick restoration of supply through a reliable N-1 arrangement.

69. To overcome such scenarios, where the span length is on the higher side, it is of utmost importance to provide intermediate poles in between the spans. The addition of intermediate poles will address the issue of sagging, low ground clearances & accidents caused due to this. To ensure safe and reliable power supply to end consumers, TPSODL proposes addition of intermediate poles in 33kV and 11kV lines in phased manner emphasizing critical areas such as schools, hospitals, markets and other key installations.

70. The details of intermediate poles considered in FY2027-28 proposal are given below:

Table 10: Capital Cost for providing Intermediary Poles

Sr. No.	Description of Projects	UOM	Unit Cost(in Rs. Lacs) for FY 2027-28	Qty FY 28	Amt-FY 28 (Rs Cr)
1	Intermediate poles for vulnerable location (33kv Line) -13 M WPB	Nos.	0.59	371	2.20
2	Intermediate poles for vulnerable location (33kv Line) -11 M WPB	Nos.	0.51	459	2.36
3	Intermediate poles for vulnerable location (11 kv Line) - 11 M WPB	Nos.	0.49	516	2.52
4	Intermediate poles for vulnerable location (11 kv Line) - 9 M PSC	Nos.	0.15	3352	5.15
5	Intermediate poles for vulnerable location (LT Line) - 9 M WPB	Nos.	0.40	88	0.35
6	Intermediate poles for vulnerable location (LT Line) - 9 M PSC	Nos.	0.14	1636	2.24
7	11kV 11 mtr. WPB 4-Pole Arrangement for unsafe N-1 connection	Nos.	3.92	10	0.39
8	DP for DSS (using WPB Pole)	Nos.	1.15	50	0.57
9	DP for DSS (using PSC Pole)	Nos.	0.04	150	0.06
	Total				**15.84**

The detailed BoQ for is provided in Annexure 5 and Location mentioned in Annexure 10

Table 11: Road Map plan for Intermediate Poles

Sl. No.	Activity	UOM	Total Scope across System Rev	Planned so far (up to FY'27 DPR)	Balance requirement	Proposed under FY'28 DPR	Balance Quantity
			A	B	C=A-B	D	E=C-D
1	Intermediate pole (33kV,11kV &LT)	Nos	39298	8793	30505	6422	24083

4.1.3.2 Cradle Guard

Particulars for justification schemes		
1	Need of the investment	Vulnerable locations identified requiring urgent safety improvement, including public places, road crossings, Most of the TPSODL distribution network is overhead, and cradle/guard wires are not provided below a significant portion of the 33 kV and 11 kV feeders. In the event of conductor snapping, the live conductor may come into contact with the public, animals or vehicles, creating a serious risk of electrocution, fire and property damage. The proposed investment will provide cradle guards at vulnerable locations and reduce the risk associated with broken overhead conductors.
2	Timelines of the Project	The tentative implementation period may be considered as 12 months after approval of the scheme
3	Scheme for revised approval / scope / cost	New Schemes
4	Proposed Capital Investment Scheme (in Rs. Cr.)	The total proposed capital investment is Rs. 4.71 crore, comprising: 33 kV Cradle Guard: Rs. 2.41 crore and 11 kV Cradle Guard: Rs.2.30 crore.
5	Technical Justification	Cradle guards are installed below overhead 33kV/11kVconductors to prevent a broken live conductor from directly reaching the ground, road, vehicle, animal or person. The provision is therefore essential for reducing the duration of exposure to a live broken conductor and improving public and system safety. The proposed locations have been, with emphasis on public places, road crossings and other vulnerable areas
6	Phasing of Investment	The tentative implementation period may be considered as 12 months after approval of the scheme
7	Statutory / Safety Requirement	The scheme pertains to Safety requirement
8	Cost Assessment /Cost Breakup. (Detailed breakup of each head is required. Utility may attach separate sheets with the excel working documentary proof justifying the rate reasonability)	The cost assessment is based on the unit rates mentioned in Annexure 5
9	Cost Benefit Analysis	Benefits are mentioned under section of this DPR

10	Constraints	Key constraints may include difficulty in taking shutdowns on important feeders, installation work in congested urban areas, traffic movement at road crossings, encroachment and limited working space
11	Detailed Justification for quantity proposed	The quantity of 228 cradle guards has been proposed based on the vulnerable locations of the overhead distribution network. The proposed quantity consists of 67 numbers for 33 kV feeders and 161 numbers for 11 kV feeders. Priority has been assigned to public places, road crossings, areas with high movement of people and vehicles, locations having a history or likelihood of conductor snapping, and other sections where a fallen conductor may create a significant safety hazard.

71. Cradle guards are provided in overhead MV/HV/LV feeders, by which a live conductor, when accidentally gets broken, is prevented to come in contact with public or animals and vehicles. With cradle guards in place, whenever a live conductor breaks, it first touches the cradle guard thus completing the electrical circuits necessary for the operation of the protection relays installed at substations. This in-turn trips the circuit breaker and danger to any living object is averted. At present, most of the network is overhead and there is no provision of guard or cradle wire installed beneath the overhead conductors for most of the feeders. This poses serious safety threat to the general public and possibility of conductor parting cannot be ruled out. In such a scenario, cradle guard will help in avoiding accidents caused by snapping of conductors of overhead MV feeders. TPSODL proposes to put in place the cradle wire/guard wire at public places, road crossings etc. The summary of the cost estimate is as follows:

Table 12 Capital Expenditure of Cradle Guard

Sl. No.	Description of Projects	Unit Cost- (Rs Lakhs)	(No's)	Total Estimated Cost (In Rs.Cr.)
a	Cradle Guard-33 KV	3.60	67	2.41
b	Cradle Guard-11 KV	1.43	161	2.30
	Total		**228**	**4.71**

The detailed BoQ for is provided in Annexure 5 and Locations in Annexure 10

Table 13 Road Map Plan for Cradle Guard

Sl. No.	Activity	UOM	Total Scope across System	Planned so far (up to FY'27 DPR)	Balance requirement	Proposed under FY'28 DPR	Balance Quantity
			A	B	C=A-B	D	E=C-D
1	33 & 11 kV Cradle Guard	Nos	2930	550	2380	228	2152

4.1.3.3 Summary of Maintaining Safe Horizontal / Vertical Clearances

72. Accordingly, TPSODL proposes Capital expenditure of **Rs 20.55 Cr**. for FY 2028- Maintaining Safe Horizontal / Vertical Clearances as below.

Table 14: Summary of Capital Expenditure Maintaining Safe Horizontal / Vertical Clearances

Sl. No.	Activity	Total Estimated Cost (In Rs.Cr.)
1	Cradle guard at major road crossings, Populated area, School area	4.71
2	Intermediate poles for vulnerable location	15.84
	(Total Estimated Cost (In Rs.Cr.)	**20.55**

The Unit rate for Cradle guard, intermediate pole is provided in Annexure 5 and Locations in Annexure 10

4.1.4 Summary of Expenditure under Statutory and Safety

73. Considering the above estimates, the total estimated expenditure under Safety proposed for FY 27-28 is as follows:

Table 15: Capital Expenditure under Statutory and Safety

Sl. No.	Activity	Total Estimated Cost (In Rs.Cr.)
1	Safety & Electrical Testing Equipment	11.62
2	Fencing of DSS, Boundary wall & Switchyard development at PSS	21.34
3	Maintaining Safe Horizontal / Vertical Clearances	20.55
Sub Total – Statutory and Safety (A)		**53.51**

4.2 LOSS REDUCTION

Particulars for justification schemes		
1	Need of the investment	To reduce AT&C losses caused by electricity theft through direct hooking on LT bare conductor lines; improve safety, reliability, and operational efficiency of the 415V LT distribution network across TPSODL licensed area.
2	Timelines of the Project	The project is proposed to be implemented over 12 months from the date of approval
3	Scheme for revised approval / scope / cost	New Scheme
4	Proposed Capital Investment Scheme (in Rs. Cr.)	**Total: Rs. 7.68 Cr.** - LT Bare to ABC Conversion: Rs. 4.88 Cr. - Polycarbonate Boxes: Rs. 2.79 Cr.
5	Technical Justification	ABC cables eliminate unauthorized hooking, reduce transient faults. Polycarbonate boxes prevent multiple piercing of LT AB cables, minimizing pilferage and enhancing safety in congested areas.
6	Phasing of Investment	The tentative implementation period may be considered as 12 months after approval of the scheme
7	Statutory / Safety Requirement	The scheme pertains to Safety requirement and loss reduction
8	Cost Assessment /Cost Breakup. (Detailed breakup of each head is required. Utility may attach separate sheets with the excel working documentary proof justifying the rate reasonability)	The cost assessment is based on the unit rates mentioned in Annexure 5
9	Cost Benefit Analysis	Mentioned in Annexure 08
10	Constraints	ROW may arise during execution
11	Detailed Justification for quantity proposed	The proposed conversion of LT bare conductor to AB cable in high-loss distribution transformer areas along with Vulnerable locations of bare conductor. This intervention will also minimize breakdowns, reduce maintenance requirements, and support sustainable loss reduction in identified high-loss pockets.

74. Technical & Non-Technical Losses (commercial) constitute the AT&C losses of the Distribution company. The technical losses are due to energy dissipated in the conductors of distribution line and equipment in Network System. Further, Technical losses are directly dependent on the network characteristics such as lengthy distribution lines, overloading of the Line, inadequate size of conductors, Unequal load distribution on 3 phases of the line, poor workmanship, old conductor having multiple joints. The LT distribution network plays a critical role in power delivery across the TPSODL licensed area; however, the prevalence of bare conductor lines makes it highly vulnerable to direct hooking, leading to significant AT&C losses and revenue leakage. To address this, conversion of bare conductors to Aerial Bunched Cables (ABC) has been strategically planned in theft-prone areas over recent years. ABC systems significantly restrict unauthorized access, thereby reducing theft and improving billing efficiency.

4.2.1 LT Bare to ABC Conversion and Polycarbonate box

4.2.1.1 LT Bare Line to AB Cable

75. In TPSODL, LT network plays important role of the Power supply distribution system and spread across TPSODL licensed area for power distribution. These bare conductor lines are more subject to electricity theft through direct hooking and thus causing revenue leakage in the system. Hence bare to ABC conversion has been planned in theft prone areas from last few years to reduce thefts. A length of 67 KM approx. is proposed in FY 28. This will also help in preventing transient fault in LT network and improve safety. Remaining quantity will be planned in a phased manner.

Benefits:

76. By executing the proposals as made in this head, 415V network can be strengthened and we would be able to serve our consumers in much better way. Following benefits are envisaged from this investment:
    - Reliable Power supply to the Consumers since bare conductor will get converted into insulated cable.
    - Comparatively safer than the LT Bare conductor and eliminate the element of risk if one comes in close proximity.
    - Simpler installation, as crossbars and insulators are not required.
    - Suitable for congested lanes as well.
    - Electricity theft will be difficult as hooking would not be possible.
    - Less required maintenance and necessary inspections of lines.

77. Total estimated cost for LT Bare to AB Conversion proposed for FY 2027-28 is as given in the table below

Table 16 Capital Expenditure conversion of LT Bare ABC

Sr. No.	Description of Projects	UOM	Unit Cost (Rs Lakhs)	Quantity	Total Estimated Cost (In Rs.Cr.)
1	LT Bare to ABC Conversion (95 sqmm)	CKM	9.84	15.1	1.48
2	LT Bare to ABC Conversion (50 sqmm)	CKM	6.83	37.7	2.58
3	LT Bare to ABC Conversion (35 sqmm)	CKM	5.89	13.9	0.82
	Total			**66.7**	**4.88**

The Unit rate for conversion from LT Bare to ABC & Polycarbonate box is provided in Annexure 5 and Locations in Annexure 10

Table 17 Road Map for LT Bare to AB Cable

Sl. No.	Activity	UOM	Total Scope across System	Planned so far (up to FY'27 DPR)	Balance Requirement	Proposed under FY'28 DPR	Balance
			A	B	C=A-B	D	E=C-D
1	LT Bare to AB Conversion	CKM	2437	327	2110	67	2043

4.2.1.2 Polycarbonate Box

78. Proposal for Polycarbonate Boxes -To enhance the safety, reliability, and operational efficiency of the LT distribution network, TPSODL proposes the installation of Polycarbonate Distribution Boxes on LT poles across PAN TPSODL area. These boxes will serve as secure enclosures for LT junctions, service connections and meter output terminations, especially in dense consumer clusters. It will help in distribution of service cable from each pole without multiple piercing of LT AB cable and help in minimizing pilferage of energy.

Table 18:Capital Expenditure for Polycarbonate Box

Sl. No.	Description of Projects	UOM	Unit Cost (Rs Lakhs)	Quantity	Total Estimated Cost (Rs. in Cr.)
1	Polycarbonate Box	Nos.	0.059	4750	2.79

The Unit rate for Polycarbonate box is provided in Annexure 5 and locations in Annexure 10

4.2.1.3 Summary of Conversion of LT Bare Conductor with AB Cable and Polycarbonate box

79. Accordingly, TPSODL proposes Capital expenditure of **Rs 7.68 Cr**. for FY 2028- Conversion of LT Bare Conductor with AB Cable and Polycarbonate box as below.

Table 19:Capital Expenditure towards LT bare to AB cable&Polycarbonate boxes

Sr. No.	Description of Projects	UOM	Quantity	Total Estimated Cost (In Rs.Cr.)
1	LT Bare to ABC Conversion	CKM	67	4.88
2	Polycarbonate Box	Nos.	4750	2.79
	Total			**7.68**

4.2.2 GIS Upgradation and Software Integration

Particulars for justification schemes		
1	Need of the investment	To make GIS system more useful to multiple departments
2	Timelines of the Project	The project is proposed to be implemented over 12 months from the date of approval
3	Scheme for revised approval / scope / cost	New Scheme
4	Proposed Capital Investment Scheme (in Rs. Cr.)	**Total: Rs. 4.10 Cr.** **-** Application Development: Rs. 1.90 Cr. - Digitization: Rs. 2.20 Cr.
5	Technical Justification	GIS integration enables: (i) field productivity via mobile apps; (ii) complaint resolution through customer-asset mapping; (iii) Reliability via network visibility; (iv) FAR audit compliance; (v) load/loss analysis (GIS+Cyme); (vi) PSCC/ADMS visibility from 33kV to consumer meter; (vii) commercial loss reduction via monitoring
6	Phasing of Investment	The tentative implementation period may be considered as 12 months after approval of the scheme
7	Statutory / Safety Requirement	Requirement of Mapping of Network and its application
8	Cost Assessment /Cost Breakup. (Detailed breakup of each head is	The cost assessment is based on the unit rates mentioned in Annexure 5

	required. Utility may attach separate sheets with the excel working documentary proof justifying the rate reasonability)	
9	Cost Benefit Analysis	Benefits provided in this section of DPR
10	Constraints	Dependency on external integrations (SAP, ADMS, Cyme, FG). Data quality and field survey accuracy critical for success.
11	Detailed Justification for quantity proposed	Application Development: new modules to address emerging business needs from field teams, customer care, finance , and automation. Survey & Digitization:

80. GIS has been implemented for PAN TPSODL (6 circles) and GIS system is also live for users of PAN TPSODL. GIS system is also integrated with external systems like SAP, FAR, Energy Audit (UDS), Cyme, ADMS, Suraksha Kavach (SK 2.0) and billing database (FG).

81. To make GIS system more useful to multiple departments and GIS database should be updated as per execution of new Capex works carried out in the field.

82. **Benefits**:
    - New GIS applications which will be developed in FY-28 as per emerging business requirements from multiple departments will increase their productivity on field and within office.
    - GIS system will help to serve customer for better resolution of complaints
    - GIS system will help operation team for reliability of network.
    - GIS System will help Finance Team for Fixed Asset Register and audit the geo locations of Assets on TPSODL service area.
    - GIS System will help NEP team for load analysis, analysis of low voltage and calculation of technical loss through GIS & Cyme Integration.
    - GIS system will help PSCC and Automation team to provide visibility of 33 kV network to 11 kV to consumer meter point through GIS & ADMS integration.
    - GIS System will enable mapping of all the assets & customers, enables quick services in case of breakdown of network.
    - GIS applications will aid in collection, monitoring and management and consequently reduce the commercial losses

83. The details of schemes and associated estimated cost inclusive tax are tabulated below for FY 28.

Table 20: Capital Expenditure towards GIS Upgradation and Software Integration

Sl. No	Scheme	Scheme Description	Total Estimated Cost (In Rs.Cr.)
a	Application Development	Development of following new applications for emerging business requirements from multiple departments in GIS system.	1.9
		• GIS Mobile Application Upgrade	
		• GIS Based Schematic Generator	
		• Google Maps API for GIS Background maps	
		• GIS-Drone AI/ML Integration	
b	Digitization of Assets		2.2
		Total	**4.1**

84. The cost benefit analysis has been mentioned below.

Table 21: Cost Benefit analysis

Scheme	Parameter Impacted	Impact Value per annum	Impact Quantity Rs Cr	Annual Benefit Rs Crore	Estimated Cost Rs Crore
GIS Schemes	Billing Efficiency	0.1%	2.08	2.08	4.10
Total for GIS Implementation				**4.10**	**4.10**
Payback period in years				2	

4.2.3 Summary of Capital Expenditure for FY 2027-28 under Loss Reduction category:

85. The summary of the Expenditure under Loss Reduction Category is as given in the Table below

Table 22 Capital Expenditure under Loss Reduction

Sl. No.	Activity	Total Estimated Cost (In Rs.Cr.)
1	LT bare to AB cable &Polycarbonate boxes	7.68
2	GIS Upgradation and Software Integration	4.10
Sub Total- Loss Reduction (B)		**11.78**

4.2.4 Damaged /Defective Service Cable Replacement for Safety, Pilferage elimination & Reliability

86. Since vesting, TPSODL has been undertaking systematic replacement of damaged and very old service cables to improve safety of households, reliability and eliminate pilferage of electricity.

87. However, during site inspections, it has been observed that several service connections continue to operate with defective or jointed cables which not only create risks of electrocution and theft but also result in unmetered consumption and reduced billing efficiency. Such cases are primarily associated with elimination of theft, load enhancement where existing service cables are undersized, meter shifting requirements to facilitate proper installation at designated locations, and defective service cable replacement identified during field inspections. Continuation of these defective connections adversely impacts collection efficiency, increases AT&C losses and poses significant consumer safety hazards, thereby necessitating an extension of the replacement program in a phased manner under the current CAPEX plan.

88. TPSODL is recovering such expenditure from the consumers wherever it is clearly established that the service cable has been damaged dues to reasons attributable to the consumers. However, in most of the cases the reason of damage is not attributable to the consumers (e.g. service cable damage due to old age, due to outdoor harsh environmental conditions etc.) or it cannot be established, in such cases these service cables need to be replaced under by the DISCOM under CAPEX.

89. The Hon'ble Commission in Capex Order for FY 2026-27 dated 15.05.2026 has stipulated such cost to be allowed at actuals during truing up, relevant extract of the order is produced below.
"The Commission is of the view that the replacement of service cables is generally recovered from consumers. However, the differential expenditure of service cables (if any) over and above the consumer contribution will be considered at the time of true up exercise based on audited expenditure after prudence check."

90. Proposal: In view of the criticality of this capex under this head and the Hon'ble Commission above directive given in the Capex order FY 2026-27, it is requested that actual cost under this head may kindly be allowed at time of Truing up.

91. Replacement shall be undertaken only in specific cases such as:

- Elimination of Pilferage of electricity cases.
- Load enhancement cases.
- Meter shifting to easily accessible area
- Defective cable replacement.

4.3 NETWORK RELIABILITY

4.3.1 SCADA- Automation and Security Surveillance at PSS

Particulars for justification schemes		
1	Need of the investment	To maintain and enhance SCADA operations at 254 PSS (6 circles), replace obsolete RTUs/switches at old ODSSP PSS, and extend CCTV security surveillance to 40 additional automated PSS for real-time monitoring, theft prevention, worker safety, and centralized asset protection from Power System Control Centre (PSCC) and Security Control Centre (CRC).
2	Timelines of the Project	The project is proposed to be implemented over 12 months from the date of approval
3	Scheme for revised approval / scope / cost	New Scheme
4	Proposed Capital Investment Scheme (in Rs. Cr.)	12 Cr.
5	Technical Justification	Deployment of CCTV surveillance at PSS is technically justified as an integral component of power-system automation and centralized asset-security management. The surveillance system will be connected for centralized monitoring at the Security Control Centre/Control Room and will provide continuous visibility of critical assets, access points, equipment areas and site conditions. Such monitoring supports intrusion detection, prevention of theft and, verification of safety practices, after-hours monitoring, quicker response to abnormal events, and availability of video evidence for investigation and insurance/FIR-related requirements.
6	Phasing of Investment	The project is proposed to be implemented over 12 months from the date of approval
7	Statutory / Safety Requirement	Scheme Pertains to Automation and Security Surveillance
8	Cost Assessment /Cost Breakup. (Detailed breakup of each head is required. Utility may attach separate sheets with the excel working documentary proof	Mentioned in the DPR under this section.

	justifying the rate reasonability)	
9	Cost Benefit Analysis	Mentioned under section of this DPR
10	Constraints	Integration; site-specific civil/electrical/networking requirements; and the need to execute installation activities without adversely affecting ongoing PSS operations
11	Detailed Justification for quantity proposed	CCTV surveillance has been partially deployed at PSS up to FY 2025-26 and is centrally monitored from the Security Control Centre at Ambagada; 40 additional automated PSS have been identified for CCTV deployment during FY 2027-28 based on criticality, with the balance to be covered in phases. Fifteen old ODSSP PSS have obsolete, out-of-warranty RTUs and network switches that are intermittently failing and unsupported by the OEM; replacement is proposed only at these locations to restore reliable SCADA communication.

92. SCADA - Automation and Security Surveillance: TPSODL has made significant progress on implementation of SCADA and brought 254 PSS till date on SCADA which enables operators to monitor & control the PSS and distribution network from Power System Control Centre (PSCC).

93. TPSODL has also completed ADMS (Advanced Distribution Management System) implementation by integrating GIS (Geographical Information System) using GIS adapter. GIS data of all 6 circles has been integrated with ADMS. Integration of Distribution automation devices such as FRTUs for RMUs, FPIs, Auto-reclosers & Sectionalizers for 33kV as well as 11kV network is in progress which will provide complete network visibility for remote monitoring and control through ADMS.

94. At few of the old ODSSP PSS locations, the existing RTUs and network switches are found to be unstable and going offline intermittently and these are out of warranty as well as declared obsolete by OEM with no further support. To maintain the PSS operations from SCADA it is recommended to replace these faulty/defective RTUs.

95. RTU architecture overview at PSS is provided below: -

Picture 1 : RTU Architecture at PSS

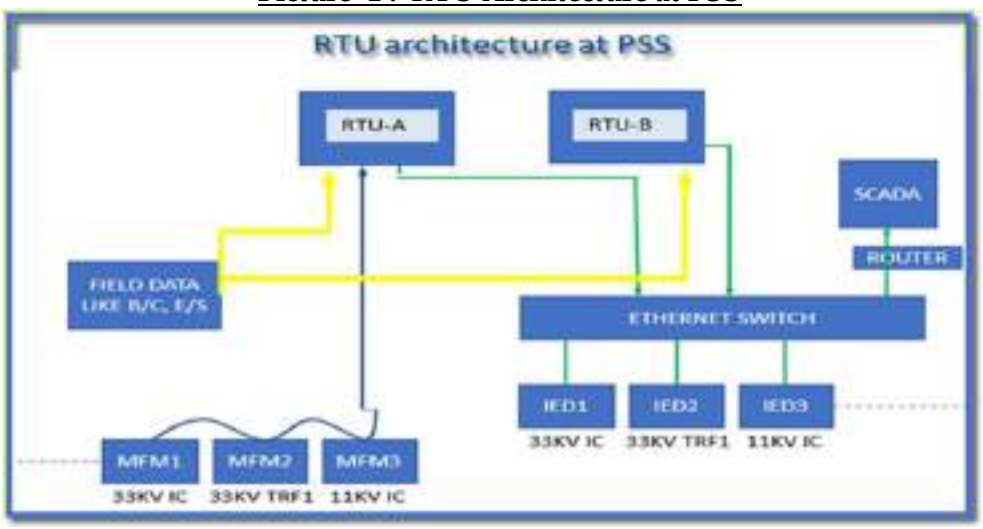

96. Safety, security, remote monitoring of assets, fire hazards and theft of material in automated PSS are very critical which also need to be monitored centrally, which can provide real time insights and proactive measures can be taken to safeguard assets and personnel at PSS through deployment of CCTV surveillance system as an integral part of the Power System automation and control.

97. In view of the above, for the safety and security of the assets & personnel, critical automated PSS were identified for deployment of Security Surveillance System with CCTV cameras. At 40 PSS, the CCTV cameras have been deployed up to FY26 which are being monitored from Security Control Centre at Ambagada office. It is proposed to consider 40 additional automated PSS for deployment of Security Surveillance System with CCTV cameras. For remaining PSS, CCTV cameras will be deployed in a phased manner.

98. Connectivity Overview of CCTV Surveillance System -

Picture 2 : Overview of CCTV Surveillance System

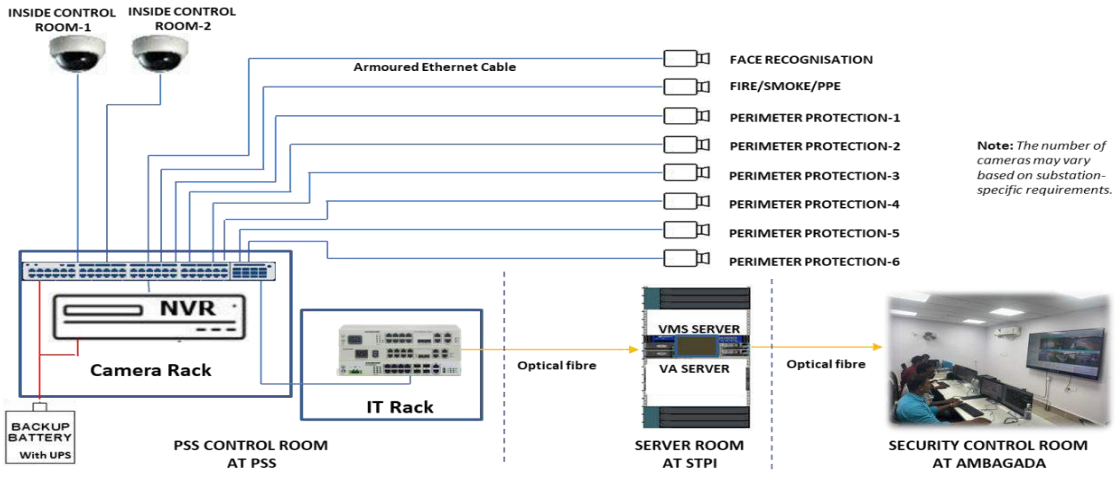

Benefits:

99. The higher level of automation in the distribution network will ensure quick detection of fault, segregation of faulty equipment and restoration of supply through SCADA. The integrated SCADA & Automation systems will significantly improve operational efficiency, safety, network reliability and reduce down time of network equipment in TPSODL's power distribution system.

100. CCTV implementation at PSS offers a range of security, safety and operational benefits:

- Theft and Vandalism Prevention: Deters unauthorized access, theft, or damage to critical infrastructure, fire or smoke detection etc.
- Real-Time Intrusion Detection: Cameras integrated with sensors and alarms can alert operators to security breaches.
- Worker Safety: Cameras help verify if safety protocols (PPE) are being followed.
- After-Hours Monitoring: Ensures protection during nights, weekends, and holidays without requiring physical presence
- Reduced On-Site Patrols: Lowers the need for manual inspections and security staffing.
- Environmental Monitoring: Identify flooding, vegetation encroachment, or other site conditions that could affect reliability.
- **Evidence for Investigation:** Recorded footage supports FIRs, insurance claims, and root-cause analysis following theft, sabotage, or accidents.

101. Accordingly following is being proposed in Capex proposal for FY 2027-28

Table 23 Capital Expenditure of SCADA- automation and Security Surveillance

Sl.No.	Project Description	Unit Rate (Rs. In Cr**)	Qty	Total Estimated Cost (In Rs.Cr.)
a	Implementation of Security Surveillance System with CCTV cameras at PSS and CRC	0.213	40	8.5
b	Replacement of obsolete equipment like network switches and RTUs at old ODSSP PSS	0.1	15	1.5
c	SCADA network equipment such as storage, network switches and networking cables			1
d	Development of new application on SCADA system			1
	Total			**12.00**

** *The Unit rates are inclusive of taxes and are taken from either competitively discovered rates in FY 26/27 and against which orders have been placed or prevailing market rates. We have taken reasonable escalation in the unit rates to accommodate the unknown developments and Cyber security compliances that is affecting the industry currently.*

Table 24 SCADA Cost Benefit Analysis

Scheme	Parameter Impacted	Annual Quantity Rs Cr	Impact Value per annum with SCADA-Automation & CCTV surveillance at 40 PSS	Impact Quantity Rs Cr	Annual Benefit Rs Crore	Total Estimated Cost (In Rs.Cr.)
SCADA-automation and Security Surveillance at 40 PSS	O&M Cost (Employee Cost, R&M Cost, A&G Cost as per Tariff Order for FY26-27)	993	0.32%	3.12	3.12	12
Total for SCADA-Automation and Security Surveillance at 40 PSS					**3.12**	**12**
				Payback period in years	3.85	

Table 25 Road Map for SCADA- automation and Security Surveillance

Sl. No.	Activity	UOM	Total Scope across System	Approved so far (up to FY'27 DPR)	Planned under FY'28 DPR	Balance Quantity
			A	B	C	D=A-(B+C)
1	Implementation of Security Surveillance System with CCTV cameras at PSS and CRC	EA	254	40	**40**	**174**
2	Replacement of obsolete equipment like network switches and RTUs at old ODSSP PSS	EA	97	82	**15**	**0**
3	SCADA network equipment such as storage, network switches and networking cables	EA	4	4	**1**	**0**
4	Development of new application on SCADA system	EA	1	0	**1**	**0**

Network Reliability Enhancement

102. Most faults that occur on overhead lines are transient faults caused by lightning and tree branches touching the live line conductor. The transient fault caused by lightning results in damage to insulators if lightning arresters are not provided or not working. Transient faults caused by tree branches interfering with line conductor are removed immediately by operation of a protection relay.

103. Regular inspection of feeders followed by tree trimming helps to minimize transient faults and in most cases trial recloser are found to be successful in feeder with higher transient fault. However, each time the feeders are tripped due to transient fault, all customers connected to the feeder experience outage. Utilities at times find it difficult to identify the exact reason of the fault. In a long distribution feeder with many unprotected branches, it becomes difficult to identify the faulty and healthy sections of the feeder. TPSODL has planned few auto reclosers, sectionalizes, and fault passage indicators to improve the reliability of overhead feeders. Apart from installing the above stated equipment, it is also planned to introduce AB switches at 33kV & 11kV long feeders so as to sectionalize at the appropriate location for any planned / unplanned shutdown thereby reducing the no. of affected consumers.

104. As discussed earlier, there areLT feeders emanating from 11/0.415/0.230kV distribution substations don't have protection. As a result, fault in any one LT circuit is likely to affect the supply of all customers connected on the same DTR. To overcome this situation, TPSODL is planning to provide Molded Case Circuit Breakers (MCCB) on LT feeders for control and protection of the feeder.

105. Various initiatives proposed to improve the reliability of power supply in 11kV and downstream network are given below TPSODL intends to implement the following actions in phased manner to improve the reliability of power supply

a. PSS Strengthening Works for reliability Improvement
b. Upgradation of 33 KV & 11 KV Line
c. 33 & 11 KV New Lines for reliable power supply
d. Conversion of 33 & 11KV Bare O/H to Covered Conductor
e. UG Cabling work of 33KV & 11KV Line
f. Installation of 33&11KV Autorecloser, Sectionaliser, Communicable, Non-Communicable FPI & RMU.
g. DSS Refurbishment (Replacement of damaged AB Switch, HG Fuse, LA, Earthing, Plinth & DP structure) & Installation of LV protection at DSS.
h. Installation of 2-Pole & 4-Pole, for River Crossing

106. In addition, TPSODL has carried out the Load flow Studies considering on five-year load growth. The Network Analysis and actions planned have been based on the five-year load growth. The Load Flow study report is attached in Annexure 8.

Table 26:TPSODL SAIDI and SAIFI

FY-23 TO FY-27 YTM SAIDI							FY-23 TO FY-27 YTM SAIFI				
MONTH	**FY-23**	**FY-24**	**FY-25**	**FY-26**	**FY-27**		**FY-23**	**FY-24**	**FY-25**	**FY-26**	**FY-27**
APRIL	16.57	20.82	29.17	19.40	20.63		20.17	25.86	34.99	21.86	23.66
MAY	15.80	18.97	28.75	20.04	21.75		22.13	26.61	34.69	22.94	25.65
JUNE	16.36	17.70	23.48	18.72	16.66		24.21	25.54	27.97	22.79	20.47
JULY	11.94	18.98	18.96	19.33	15.51		21.39	22.65	23.75	23.49	19.42
AUGUST	8.84	20.70	22.02	18.14			16.21	29.90	28.43	23.44	
SEPTEMBER	8.99	17.57	17.00	16.71			15.62	21.82	23.48	20.09	
OCTOBER	13.07	26.02	19.93	17.48			20.94	34.60	25.88	22.13	
NOVEMBER	21.82	25.18	22.92	23.73			30.06	27.91	25.68	24.79	
DECEMBER	29.65	27.69	24.67	24.50			33.58	28.94	24.70	23.47	
JANUARY	27.13	25.50	24.93	20.57			29.13	27.10	24.33	19.44	
FEBRUARY	23.59	25.22	21.63	18.84			26.78	26.90	21.51	18.25	
MARCH	18.71	21.56	17.91	18.03			24.50	29.06	20.09	21.55	
TOTAL	212.47	265.93	271.37	235.50	74.55		284.71	326.90	315.52	264.24	89.20

4.3.2 PSS Strengthening Works for reliability Improvement

Particulars for justification schemes		
1	Need of the investment	Strengthening by Revamping and retrofitting of equipment's at PSS
2	Timelines of the Project	The tentative implementation period may be considered as 12 months after approval of the scheme
3	Scheme for revised approval / scope / cost	New Schemes
4	Proposed Capital Investment Scheme (in Rs. Cr.)	The total proposed capital investment is Rs. 40 crores. Detailed break up is provided below.
5	Technical Justification	Enhancement of reliability & safety along with life extension of equipment's at PSS.
6	Phasing of Investment	The tentative implementation period may be considered as 12 months after approval of the scheme
7	Statutory / Safety Requirement	The scheme pertains to Statutory as well as Safety requirement
8	Cost Assessment /Cost Breakup. (Detailed breakup of each head is required. Utility may attach separate sheets with the excel working documentary proof justifying the rate reasonability)	The cost assessment is based on the unit rates mentioned in below table. Detailed as mentioned in Annexure 5
9	Cost Benefit Analysis	Benefits are mentioned under the section of the DPR
10	Constraints	Refurbishment at existing PSS
11	Detailed Justification for quantity proposed	Detailed justification against each proposal is as provided below

107. The proposed scheme aims at the comprehensive refurbishment of PSS to enhance system reliability, operational safety, asset availability, and maintainability. TPSODL have done survey and found that several critical assets at the identified PSS locations which needs immediate revamping to ensure reliable supply, enhancing operational efficiency as well as creating safe environment in the PSS.

108. The proposal comprises of the following major Scope of work:

- Revamping/Retrofitting of components in PSS.

- Relay replacement
- AC at PSS
- De-humidifier for Switchgear Panels
- Station Transformer at PSS.
- Grid Earthing Enhancement at PSS
- VCB Deployment at PSS
- Enhancement of Battery Capacity at PSS
- Installation of Dehumidifier at PSS
- 11 kV Bus-Coupler at PSS
- Lighting Suppressor at PSS

a) Revamping /Retrofitting of Equipment at PSS:

Obsolete Equipment Replacement at PSS: -The revamping and retrofitting works are planned at 124 no. of conventional PSS to improve operational reliability & safety. The scope includes replacement of deteriorated 33 kV and 11 kV bus-bars along with associated conductors, replacement of obsolete isolating equipment, installation of lightning arresters for enhanced surge protection, provision of switchyard lighting, laying of underground cables within the PSS premises to harbor safe working conditions, improvement of protection of costly assets, and enhancing operational efficiency.

b) Stabilizer at PSS:

During peak summer, a few PSS experience voltage issue in 33 kV receiving end which leads to unreliable AC supply to Battery Charger, the same is also observed during lightly load at few PSS resulting in higher receiving end voltage than desired. To stabilize the supply AC voltage from Station Transformer, Stabilizer (5KVA & 15 KVA, 210V-460V) 15 no. are proposed to be installed. Stabilizer is therefore proposed to ensure a regulated and reliable auxiliary power supply, thereby enhancing operational reliability and equipment safety.

c) Relay at PSS: -Certain existing protection relays installed at two Primary Substations (33/11 kV) are of an older generation and have limited input/output capacity, providing only 6 Binary Inputs (BI) and 8 Binary Outputs (BO) against the present operational requirement of 24 BI and 12 BO. Due to these limitations and ageing-related issues, the relays frequently face operational constraints, resulting in reduced flexibility for protection, monitoring, alarm, and control functions. Replacement of 16 No. relays with modern numerical relays having adequate 24 BI and 12 BO capacity is essential to meet current system protection and automation requirements. The proposed upgrade

will enhance protection reliability and fault monitoring capability, improve operational safety, minimize the risk of mal-operation or failure of protection systems, and reduce maintenance requirements. It will also support improved system availability, faster fault isolation, and reliable operation of the 33/11 kV network, thereby ensure continuity of supply and reduce the risk of equipment damage and associated outage costs. The investment is necessary to address obsolescence of existing protection relays, eliminate operational constraints arising from inadequate BI/BO capacity, and ensure reliable, safe, and compliant operation of the distribution network in line with current protection and system monitoring requirements.

d) **Lightning Suppressor at PSS:** -Many areas across TPSODL experience frequent thunderstorms and lightning activity, particularly during the monsoon season. Lightning strikes pose a significant risk to substations, transformers, switchyard equipment, control panels, and communication systems, leading to widespread damage to critical substation equipment, power supply interruptions, and increased maintenance costs. Existing lightning protection arrangements may not always provide optimum coverage for large substation areas and critical infrastructure. Therefore, there is a need to evaluate advanced lightning protection technologies that can enhance asset protection and improve system reliability. The Early Streamer Emission Lightning Protection System offers an alternative approach for safeguarding critical TPSODL installations against direct lightning strikes. The ESE air terminal is designed to generate an early upward streamer, enabling interception of lightning strikes before they impact protected equipment. The system provides a wider radius (110 mtr.) of protection compared to conventional lightning rods, making it suitable for substations, switchyards, control buildings, and associated infrastructure. Lightning suppressor to be installed in 5 no. of PSS.

e) **AC at PSS: -**At many 33/11 kV Primary Substations, critical equipment such as indoor switchgear panels, control and relay panels, battery chargers, and Remote Terminal Units used for SCADA communication are installed inside the control room building. These electronic and microprocessor-based devices require a controlled operating environment for reliable performance. Due to the absence of adequate air conditioning, the control rooms are exposed to high temperatures and humidity, leading to moisture ingress, condensation, overheating of electronic components, and deterioration of insulation. These conditions can result in malfunction of protection and control equipment, communication failures, increased maintenance requirements, and reduced equipment life. Installation of 394 no. of air conditioning systems at 141 no. PSS is therefore proposed to maintain the recommended environmental conditions for these

critical assets. The proposed ACs will help prevent equipment failures, improve reliability of protection and SCADA systems, enhance operational safety, reduce outage risks, and extend the service life of substation equipment. The proposed investment is essential for ensuring a suitable operating environment for critical protection, control, and communication equipment installed at Primary Substations. It will improve asset reliability, minimize failure risks arising from excessive heat and humidity, support uninterrupted substation operation, and protect the utility's investment in critical electrical infrastructure.

f) **Station transformer at PSS: -**At 17 nos. of 33/11 kV Primary Substations (PSS) across TPSODL, reliable auxiliary power arrangement is not available due to either the absence of a station transformer or the deteriorated condition of existing units. Out of these, 7 PSS do not have 33/0.4 KV station transformer, while 10 PSS have ageing station transformers that have exhibited unsatisfactory performance indicating reduced reliability and increased risk of failure. The station transformer is a critical asset that supplies power to essential substation auxiliary loads, including control and protection systems, battery chargers, SCADA/communication equipment, lighting, ventilation, and other operational services. Failure or non-availability of the station transformer can adversely impact substation operation, monitoring, and fault response capabilities. Therefore, installation of new station transformers at these 17 PSS is proposed to ensure reliable and uninterrupted auxiliary power supply. The proposed investment will enhance substation reliability, improve operational safety, reduce the risk of equipment outages due to auxiliary power failure, and support continuous functioning of critical protection, control, and communication systems.

   The proposed station transformers are required to address the absence of auxiliary power facilities at certain substations and replace aged, unreliable units. This investment is essential for ensuring dependable operation of critical substation systems, maintaining network reliability, and supporting safe and uninterrupted power supply to consumers.

g) **Dehumidifier at PSS: -** In many legacy 33/11 kV Primary Substations, Due to high ambient humidity and inadequate moisture control, excessive moisture often accumulates inside these indoor panels, leading to condensation on electrical and electronic components.

   The presence of moisture causes corrosion of busbars, terminals, and metallic parts, deterioration of insulation, and malfunction of protection and control equipment. These conditions increase the risk of equipment failure, unscheduled outages, and higher

maintenance requirements, thereby affecting the reliability and safety of substation operations.

Installation of 586 no. dehumidifiers at 77 PSS is therefore proposed to maintain the humidity within permissible limits and create a controlled operating environment for critical switchgear and control panels. The proposed dehumidifiers will help prevent moisture-related deterioration, improve equipment reliability, reduce maintenance costs, minimize outage risks, and extend the service life of valuable substation assets.

The proposed investment is essential to mitigate the adverse effects of humidity and moisture on critical substation equipment installed in legacy indoor substations. By preventing corrosion, insulation degradation, and equipment malfunction, the dehumidifiers will enhance the reliability, safety, and longevity of switchgear and protection systems, ensuring uninterrupted and efficient operation of the distribution network.

h) **Grid Earthing Enhancement at PSS: -** At 50 no. of existing PSS under TPSODL are facing earthing issues resulting in frequent failures of sensitive electronic equipment such as battery chargers, protection relays, CT, SCADA and communication modules.

The measured earthing value at these PSS was recorded at unsatisfactory. It is observed that the absence of grid earthing as well as PSS located in hilly terrain immensely contribute to the increase in earthing value.

For Earthing Improvement, following works are proposed to be carried out in the remaining 50 nos. PSS: -

a. Survey of PSS and Soil Resistivity Test (Proper Grid Mat Earthing)
b. Necessary Fault level calculation, Step Potential and Touch Potential
c. Installation of dedicated maintenance free earth pits
d. Revival of existing earth pits
e. Replacement of corroded conductors
f. Implementation of grid earthing
g. Segregated earthing for power and control systems
h. Proper bonding of all metallic parts and equipment

Implementing the above proposals will immensely improve the system reliability, safety and increase assets life.

i) **11 KV bus coupler PSS: -**Presently most of the PSS have individual PTR supplying respective feeders without bus couplers. In case of any PTR failure or long outage, supply is extended to affected 11KV lines from other available PTR by way of temporary jumper

arrangement. This is time consuming and also require outage of other PTR in service with unnecessary shutdown to consumers fed from healthy PTR.

Bus coupler arrangements at PSS will provide additional flexibility, continuity of supply and permits periodic maintenance without total shut-down. In the event of fault/ outage of one PTR, its load can be fed from closing bus coupler without taking outage of another PTR. Hence, the installation of Bus Couplers is proposed at 2 PSS.

j) **Battery capacity Enhancement at PSS: -** The existing battery systems at several locations are either inadequate or unable to provide the required backup duration for reliable operation of protection, control, communication, and circuit breaker tripping systems. Due to increase of DC load (SCADA operation of equipment's) and new equipment installation at PSS. Provision of adequate battery backup will enhance the reliability of substation operations during grid disturbances, outages, and emergency conditions. To ensure uninterrupted operation of critical substation equipment during power supply interruptions, installation of 284 no. of 150 Ah and 28 No. of 200 Ah battery banks with 24V and 48V DC systems is proposed at 151 no. of PSS.

k) **VCB Deployment at PSS: -**At 4 Primary Substations, comprising 3 nos. at 33 kV level and 1 no. at 11 kV level, installation of new Vacuum Circuit Breakers along with complete protection units is proposed as part of the conversion of existing tapping arrangements to Loop-In Loop-Out configuration. This network strengthening measure will improve feeder flexibility, ensure better fault isolation, reduce outage duration, and enhance the reliability and continuity of power supply through the existing 33 kV network.

In addition, at several PSS, the installed VCBs have become obsolete and are experiencing frequent operational failures due to ageing, deterioration of auxiliary components, and non-availability of critical spare parts. In many cases, the original manufacturers have discontinued the product line or ceased operations, making maintenance and restoration increasingly difficult. Continued operation of these obsolete breakers poses a risk to substation reliability and may lead to prolonged outages during equipment failures.

Therefore, replacement of 82 nos. obsolete VCBs at 39 no. of PSS with VCBs equipped with advanced numerical protection units is proposed. The new VCBs will provide reliable switching and fault interruption capability, improve personnel and equipment safety, reduce maintenance requirements, and ensure dependable operation of the substation and distribution network.

The proposed investment is essential for improving network reliability through LILO conversion and replacing obsolete, unreliable VCBs whose maintenance is constrained by the non-availability of spares. The scheme will enhance system reliability, operational

safety, fault management capability, and availability of the distribution network while reducing outage risks and lifecycle maintenance costs.

Table 27 : Capital Expenditure in FY 28 towards PSS Strengthening Works for reliability Improvement

Sl. No.	Scope of Work	UOM	Quantity	Total Estimated Cost (In Rs.Cr.)
1	Revamping /Retrofitting of Equipment at PSS	No. of PSS	124	23.34
2	Stabilizer at PSS	No.	15	0.11
3	Relay Replacement	No.	16	0.21
4	Lighting Suppressor at PSS	No. of PSS	5	0.09
5	AC at PSS	No.	394	2.36
6	Station Transformer at PSS	No.	17	1.75
7	De-humidifier for Switchgear Panels	No.	586	0.92
8	Grid Earthing Enhancement of PSS	No. of PSS	50	3.97
9	Bus Coupler at PSS	No. of PSS	2	0.5
10	Battery capacity enhancement at PSS	No.	312	1.85
11	VCB Deployment at PSS	No.	86	4.92
TOTAL				**40**

Unit BOQ is provided in Annexure 5, location is provided in Annexure 10 and details of PSS refurbishment is provided in Annexure 7.

4.3.3 33kV and 11kV Network infrastructure development and system strengthening

4.3.3.1 33kV & 11 KV New Lines for reliable power supply

Particulars for justification schemes		
1	Need of the investment	The proposed scheme aims at improving reliability, safety, maintainability and operational flexibility of the 33kV&11 kV distribution network across multiple divisions under TPSODL. The works include feeder bifurcation, load redistribution, N-1 contingency creation, route diversion, reduction of excessively long feeders, urban-rural load segregation, and provision of bays/RMUs for network strengthening. The scheme will address frequent tripping, prolonged outages, low voltage, difficult accessibility for maintenance, public safety hazards, and increasing consumer grievances.
2	Timelines of the Project	The tentative implementation period may be considered as 12 months after approval of the scheme
3	Scheme for revised approval / scope / cost	New Scheme for Reliability Improvement and Network Strengthening
4	Proposed Capital Investment Scheme (in Rs. Cr.)	Total Estimated Cost: ~Rs. 76.54 Cr
5	Technical Justification	**33 kV:** Proposed 33 kV lines will strengthen network reliability by mitigating feeder overloading, enabling feeder interconnections and ring-network formation, and providing N-1 backup arrangements. The works will facilitate load diversion to upcoming GSSs, improve voltage profile, convert tapping arrangements into LILO arrangements through provision of bays at PSSs, and enable segregation of long feeders supplying multiple PSSs. Overall, the scheme will reduce outage impact, improve operational flexibility, and ensure continuity of supply during exigency. **11 kV:** Proposed 11 kV works will address excessively long, heavily loaded, and difficult-to-maintain feeders passing through forests, river crossings, waterlogged areas, and inaccessible terrain. The works will reduce feeder length and loading, provide alternate supply paths under N-1

		arrangements, segregate urban and rural loads, eliminate unsafe line sections, and enable faster fault restoration. These measures will improve voltage profile and enhance supply reliability for industrial, commercial, government, and other critical consumers.
6	Phasing of Investment	The tentative implementation period may be considered as 12 months after approval of the scheme
7	Statutory / Safety Requirement	The scheme pertains to Reliability Improvement
8	Cost Assessment /Cost Breakup. (Detailed breakup of each head is required. Utility may attach separate sheets with the excel working documentary proof justifying the rate reasonability)	The cost assessment is based on the unit rates mentioned in Annexure 5
9	Cost Benefit Analysis	Cost benefit Analysis is attached in annexure 08
10	Constraints	Row may arise during work execution
11	Detailed Justification for quantity proposed	33kV New lines are proposed to improve network reliability, reduce feeder overloading, and ensure uninterrupted power supply. The new lines will help to convert existing radial feeders into ring networks through feeder interconnections, provide N-1 backup arrangements, facilitate load diversion to upcoming GSSs for better load management as well as improve voltage profile. In addition, this, by connecting new line and installing bay at PSS will also enable conversion of existing tapping arrangements into LILO arrangements to avoid unnecessary tripping of feeders. Further, new lines are required for feeder segregation of lengthy feeders supplying multiple PSSs, reducing outage impact and improving operational flexibility. Overall, the proposed 33kV lines will strengthen the network, enhance system reliability, and ensure continuous power supply during exigency In addition to above a large number of existing 11 kV feeders are lengthy, heavily loaded, pass through forests, river crossings, waterlogged agricultural land and inaccessible terrain, leading to frequent

		faults, low voltage, delayed restoration and safety hazards. The proposed works will reduce feeder length and loading, create alternate supply paths (N-1 arrangement), segregate urban and rural loads, eliminate unsafe line, facilitate quicker fault restoration and enhance voltage profile. Industrial, commercial, government institutions and critical consumers will benefit from improved reliability and reduced interruption duration.

4.3.3.1.1 33kV New line

109. In TPSODL, 33kV network is the back bone of the power supply system and spreads across vast area of TPSODL and is connected with various 33/11kV PSS from where the power is transformed at 11kV for further distribution. The 33kV network is lengthy and radial in nature at many places.

110. To summarize, we found the following issues that need to be addressed to strengthen the existing network.
- Lengthy and radial connectivity of the network.
- Absence of N-1 redundancy at least to critical installations.
- Circuit capacity restricted due to lower size of conductor in existing line.

111. Due to lack of alternate source, it is not possible for the field teams to transfer the load during shutdown of radial feeder and thus all consumers connected to the affected feeders remain out of service till the field team locate and repair the fault.

112. During considering the proposal for 33kV new line, for providing cyclone resilient infrastructure within 0-60 km of the coastal belt, it is considered '**H-Pole'/WPB** pole is considered. 18no. s New Lines have been proposed.

113. National/State Highway/Railway Crossings are also considered in Estimated Cost.

114. Proposal for 33 KV New Line is broadly categorized in below table.

Table 28: Category for 33 KV New Line

Category of Proposal	Nos.
Feeders considered for Load Bifurcation	1
GSS Bay Utilization	1
Load diversion	1
Mitigation of Overloading	1
N-1 Arrangement by Interconnection/Conversion of Radial to Ring	5
Tap to LILO	9
Total	**18**

115. Below are the sample SLD of 33Kv lines proposal

Picture 3 : 33kV New Link Line for Radial to ring connectivity

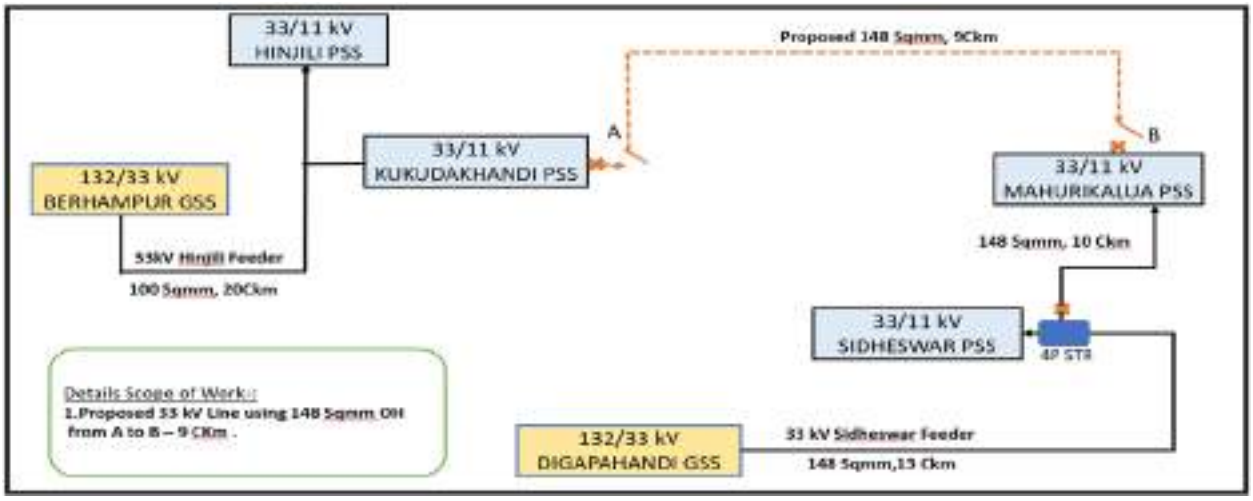

Picture 4 : 33kV N-1 Arrangement by Interconnection between PSS

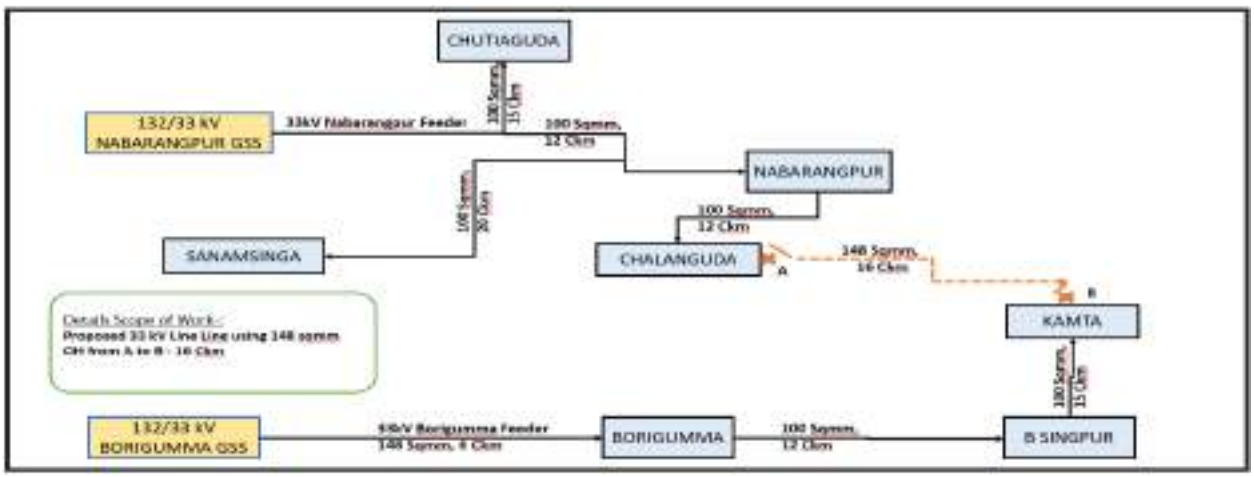

Picture 5 : 33kV New Link Line for Conversion of Tapping to LILO Arrangement

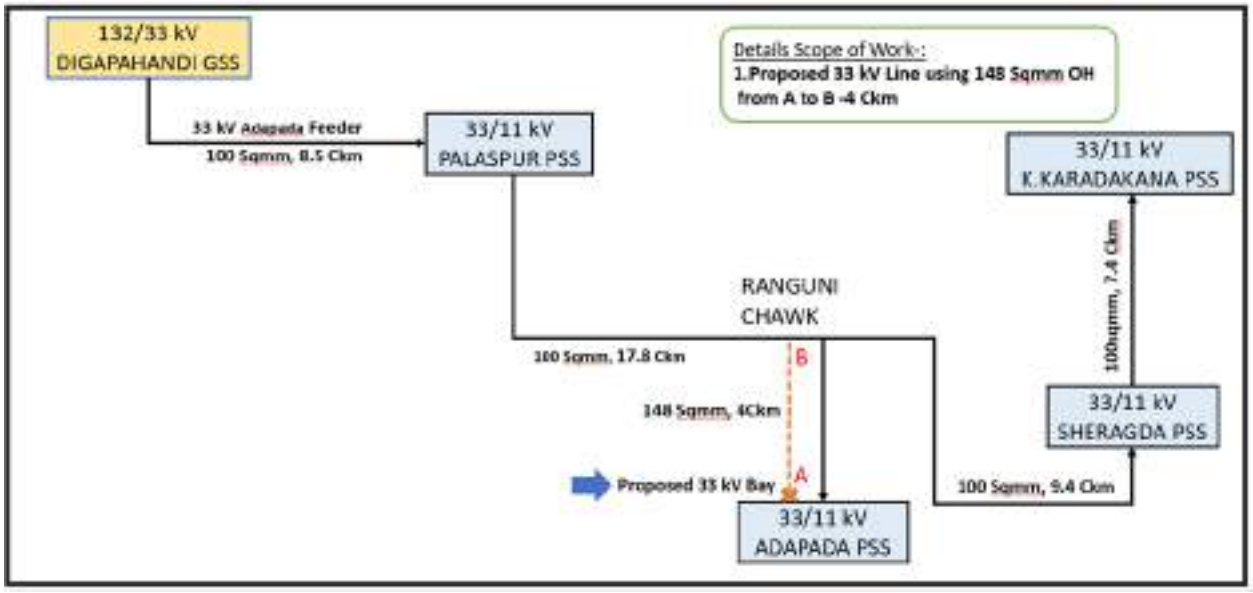

Picture 6 : 33kV Feeder Considered for load bifurcation.

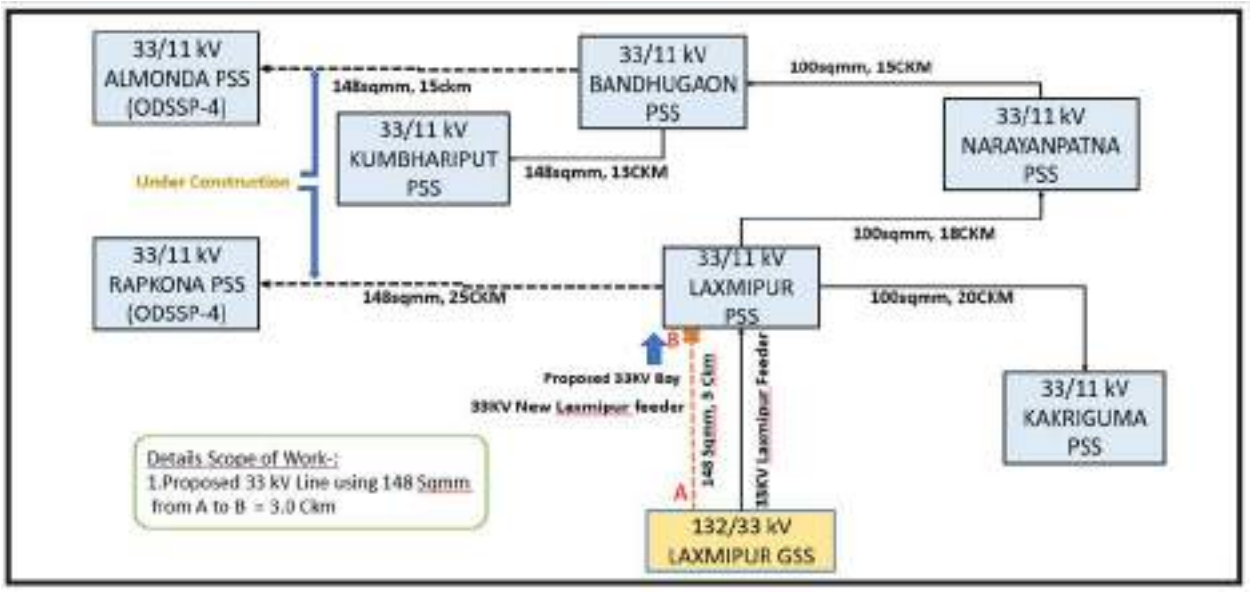

Picture 7 : 33kV new link line for Mitigation of Overloading

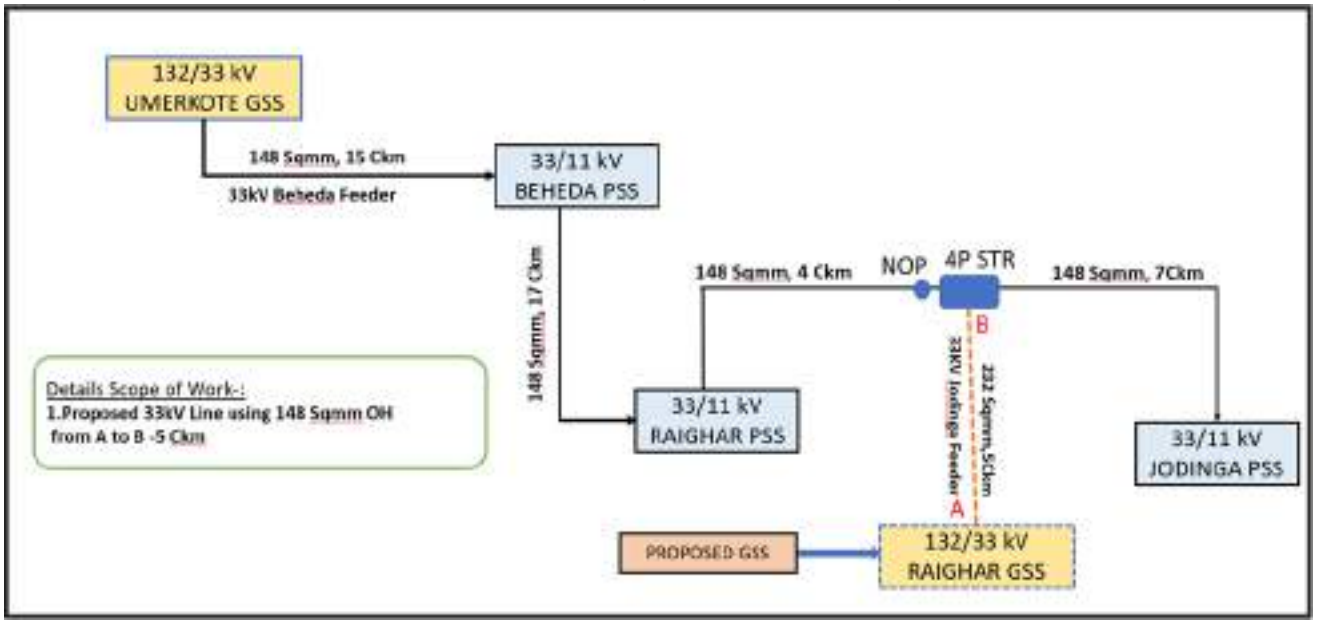

Picture 8 : 33kV New Link Line for GSS Bay Utilization

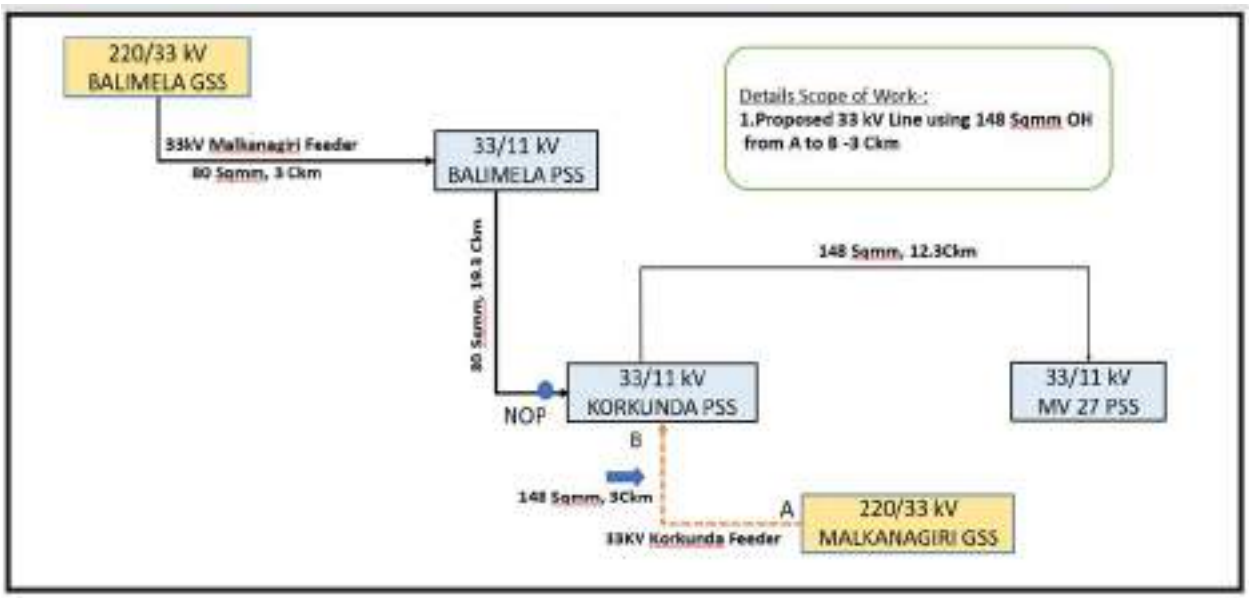

Picture 9 : 33kV New Link Line for Load diversion

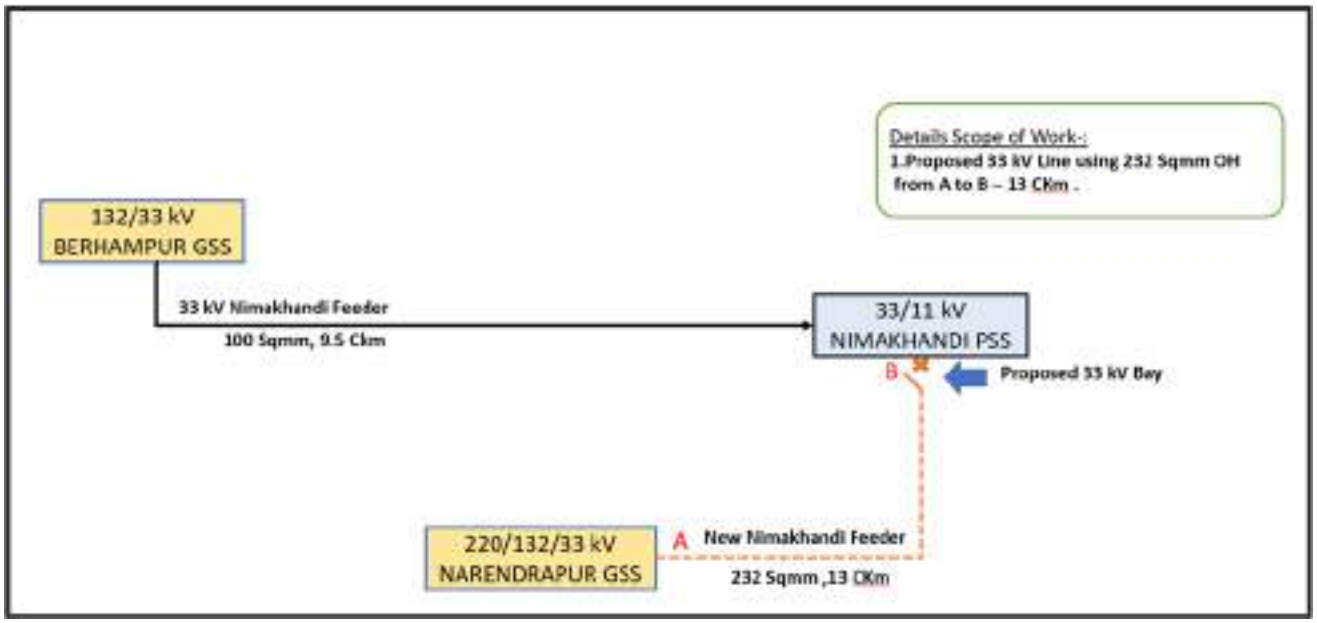

116.The following lines have been considered in the CAPEX FY2027- 28

33 kV New link line for Reliability Power Supply-

Sr No	1
Circle-Division	City-BED-III
Existing 33 kV Feeder Name	Nimakhandi Feeder
Location From	Narendrapur GSS
Location To	Nimakhandi PSS
Considered Length (CKM)	13
No. of Bay required	01
Project Cost (Cr.)	5.73
Proposed Conductor (Sq.mm)	232
Considered Year	2028
Technical Justification	33kV Nimakhandi feeder emanates from Berhampur GSS supplies power to Nimakhandi PSS with peak load of 11MW. There is an interconnection available with Hinjilicut feeder (Berhampur GSS) which feeds Kukudakhandi PSS during exigency condition, resulting cumulative load of approximately 17MW, causing overloading of the Existing feeder.

	Again, Nimakhandi PSS interconnected with the 33kV Luchapada feeder emanates from Berhampur GSS which supplies power to Luchapada PSS, Corporation Road PSS and also serve as a back-feeding source for Medical PSS during exigencies. This results in a cumulative load of 20 MW on luchapada feeder during peak. Due to which it is unable to facilitate the transfer of any load from Nimakhandi PSS during any circumstances. Therefore, to reduce the load burden on the existing feeders and have a provision of alternate power supply from Narendrapur GSS, it is proposed to construct a new 33 kV line from Narendrapur GSS to Nimakhandi PSS. The proposed line will establish ring connectivity between the two GSSs, facilitate load transfer during contingencies, and enhance the reliability of power supply to the associated PSSs, including Medical PSS.

Sr No	2
Circle-Division	City-BED III
Existing 33 kV Feeder Name	SIDHESWAR FEEDER- Hinjili Feeder (Berhampur GSS)
Location From	Mahurikalua PSS
Location To	Kukudakhandi PSS
Considered Length (CKM)	10
No. of RMU required	1
Project Cost (Cr.)	3.74
Proposed Conductor (Sq.mm)	148
Considered Year	2028
Technical Justification	33kV Hinjili feeder emanates from Berhampur GSS and supplies power to Kukudakhandi PSS with a peak load of 4.23MW. 33kV Sidheswar feeder emanates from Digapahandi GSS and supplies power to Mahurikalua PSS with a peak load of 3.43MW. Therefore, to reduce the load burden on the existing feeders and have a provision of alternate power supply from Mahurikalua PSS, it is proposed to construct a new 33 kV line from Mahurikalua PSS to Kukudakhandi PSS. This line will establish a ring connectivity with both GSS, facilitating

	load transfer across associated PSS during exigency conditions. The proposed link line will also serve as a back-feeding source for Kukudakhandi PSS, thereby improving supply reliability during contingencies.

Sr No	3
Circle-Division	City-BED III
Existing 33 kV Feeder Name	Chikiti Feeder
Location From	Near Mantridi PSS
Location To	Mantridi PSS
Considered Length (CKM)	0.35
No. of 33kV Adapter panel & I/C panel required	1
Project Cost (Cr.)	0.89
Proposed Conductor (Sq.mm)	148 (OH)+UG cable (33KV 3Cx400 Sqmm)
Considered Year	2028
Technical Justification	33kV Chikiti feeder emanates from Berhampur GSS supplies power to Lathi PSS, Mantridi PSS & Jagapur PSS. Mantridi PSS is getting supply through a tap connection at location around 350 mtrs from Golanthara FP Structure Assembly. If any fault occurs on this extension line, PSS is getting forced shutdown and power interruption experience in other PSS also. A new link line from Near Mantridi PSS to Mantridi PSS with one no. RMU at Mantridi PSS is proposed to convert this tap connection to LILO connection. After implementation of this proposal, reliability power supply will be improved at Mantridi PSS.

Sr No	4
Circle-Division	Berhampur
Existing 33 kV Feeder Name	Rambha UG Feeder
Location From	Existing Line DP Near Sakiri PSS
Location To	Sakiri PSS
Considered Length (CKM)	0.35
No. of RMU required	1
Project Cost (Cr.)	0.64
Proposed Conductor (Sq.mm)	148
Considered Year	2028

Technical Justification	33kV Rambha Feeder emanating from Ganjam GSS and supplies power to Rambha PSS, Humma PSS, and Sakiri PSS having peak load of approximately 238 Amp. Currently, Sakiri PSS is being fed through a tap connection with UG cable with approx. length of 1 km in this 33 kV Rambha feeder. During any fault in this UG cable, considerable time is required for fault detection, maintenance, and restoration of supply to Sakiri PSS. Keeping this issue in view, it is proposed to construct a new 33 kV overhead link line of 0.4 CKM from the existing tapping point from 33KV Rambha feeder to Sakiri PSS. The proposal also includes the installation of one 33 kV RMU and one 4P Str. arrangement at Sakiri PSS to convert the existing tap connection into LILO. After implementation of this proposal, the reliability and continuity of power supply to Sakiri PSS will significantly improve. Additionally, system reliability and operational flexibility for other PSSs connected to the 33 kV Rambha feeder will also be enhanced.

Sr No	**5**
Circle-Division	BERHAMPUR-HED
Existing 33 kV Feeder Name	Adapada Feeder
Location From	Adapada PSS
Location To	Ranguni Chhak
Considered Length (CKM)	4
No. of Bay required	1
Project Cost (Cr.)	1.54
Proposed Conductor (Sq.mm)	148
Considered Year	2028
Technical Justification	33kV Adapada feeder emanates from Dighapahandi GSS having present peak load of approx. 270 Amp and conductor size is 80+100 Sqmm. This feeder primarily supplies power to the Palaspur PSS, Adapada PSS, & in exigency Sheragada PSS & K. Karadakana PSS. Adapada PSS is getting supply through a tap connection. If any fault occurs on this extension line, PSS is getting forced shutdown and power interruption experience in other PSS also.

	A new link line of 4 Ckm from tap point to Adapada PSS with one no. of bay at Adapada PSS is proposed to convert this tap connection to LILO connection. After implementation of this proposal, reliability power supply will improve for Adapada PSS and Other connected PSS in this 33 KV Feeder.

Sr No	**6**
Circle-Division	Aska-AED-II
Existing 33 kV Feeder Name	Buguda Feeder
Location From	Buguda PSS
Location To	Sankulei PSS
Considered Length (CKM)	9
No. of Bay required	1
Project Cost (Cr.)	3.05
Proposed Conductor (Sq.mm)	148 Sqmm
Considered Year	2028
Technical Justification	33kV Buguda feeder emanates from Aska New GSS supplies power to Balipadar PSS, Buguda PSS & Sankulei PSS with total feeder length of 22 Ckm and have feeder peak load of 186A. Also, 33kV Sankulei feeder will be fed from Aska New GSS through Sankulei 33 kV feeder which is under construction. At present, both feeders are radially fed from Aska New GSS, and there is no N-1 contingency arrangement available for these PSSs. Further, Buguda area is experiencing significant load growth and is supplied through Buguda PSS, which also lacks any N-1 supply arrangement. Therefore, to provide N-1 reliability, it is proposed to construct a new 33 kV link line between Buguda PSS and Sankulei PSS. The proposed arrangement will facilitate back-feeding of both Sankulei PSS and Buguda PSS during outages, maintenance activities, or faults on the existing 33 kV Sankulei feeder emanates from Aska New GSS. This will ensure continuity of power supply, enhance system reliability, reduce outage duration, and provide the required N-1 redundancy for the substations.

Sr No	7
Circle-Division	Phulbani-PED
Existing 33 kV Feeder Name	Balliguda Feeder
Location From	Kasa Ghati
Location To	Dahapadar PSS
Considered Length (CKM)	0.7
No. of 33kV Adapter panel & I/C panel required	1
Project Cost (Cr.)	1.01
Proposed Conductor (Sq.mm)	148
Considered Year	2028
Technical Justification	33kV Baliguda feeder from Phulbani GSS is feeding power supply to Dahapadar, Sarangagada, K. Nuagaon, Baliguda, Barakhama, Tumudibandha, Kotagada PSS. Dahapadar PSS is getting supply through a tap connection at trunk section of Baliguda feeder. Due to this tapping arrangement, any fault or breakdown occurring in the downstream section of the Balliguda feeder, particularly beyond the Dahapadar tapping point, often results in tripping at the Grid Substation end. Such tripping not only affects the healthy sections of the feeder but also causes unnecessary operation of grid equipment, leading to increased system stress and reduced reliability. Consequently, during downstream faults, the 33 kV Dahapadar PSS also gets affected despite the fault not being within its supply area, resulting in interruption of power supply to consumers fed from the Dahapadar PSS. This adversely impacts service reliability and consumer satisfaction. To address the above issues, it is proposed to construct a 33kV link line for conversion of the existing tap connection into a LILO arrangement on the Balliguda Feeder for feeding Dahapadar PSS. Under the proposed LILO scheme, Dahapadar PSS will become an intermediate switching and sectionalizing point on the feeder. In the event of any downstream fault, the affected section can be isolated from Dahapadar PSS itself, thereby preventing unnecessary tripping of the

	entire feeder from the Grid Substation. After implementation of this proposal, reliability power supply will be improved.

Sr No	8
Circle-Division	Phulbani-PED
Existing 33 kV Feeder Name	Balliguda Feeder
Location From	Sarangada tapping point
Location To	Sarangada PSS
Considered Length (CKM)	0.9
No. of 33kV Adapter panel & I/C panel required	1
Project Cost (Cr.)	1.05
Proposed Conductor (Sq.mm)	148
Considered Year	2028
Technical Justification	33kV Baliguda feeder from Phulbani GSS is feeding power supply to Dahapadar, Sarangagada, K. Nuagaon, Baliguda, Barakhama, Tumudibandha, Kotagada PSS. Dahapadar PSS is getting supply through a tap connection at trunk section of Baliguda feeder. Due to this tapping arrangement, any fault or breakdown occurring in the downstream section of the Balliguda feeder, particularly beyond the Sarangagada tapping point, it not only affects the healthy sections of the feeder, leading to increased system stress and reduced reliability. This adversely impacts service reliability and consumer satisfaction. To address the above issues, it is proposed to construct a 33kV link line for conversion of the existing tap connection into a LILO arrangement on the Balliguda Feeder for feeding Sarangagada PSS. Under the proposed LILO scheme, Sarangagada PSS will become an intermediate switching and sectionalizing point on the feeder. In the event of any downstream fault, the affected section can be isolated from Sarangagada PSS itself, thereby preventing unnecessary tripping of the entire feeder from the Grid Substation. After implementation of this proposal, reliability power supply will be improved.

Sr No	9
Circle-Division	Rayagada-GED
Existing 33 kV Feeder Name	Gumuda Feeder
Location From	Minajhola Tapping pole Near Minajhola PSS
Location To	Minajhola PSS
Considered Length (CKM)	0.35
No. of Bay required	01
Project Cost (Cr.)	0.37
Proposed Conductor (Sq.mm)	148
Considered Year	2028
Technical Justification	33kV Gumuda feeder from Akhusing GSS is feeding power supply to Gumuda, Ramanaguda, Minajhola & Kailashpur PSS. Minajhola PSS is getting supply through a tap connection at location around 350 mtrs. If any fault occurs on this extension line, PSS is getting forced shutdown and power interruption experience in other PSS also. A new link line of 0.35Ckm from tap point to Minajhola PSS with one no. of bay at Minajhola PSS is proposed to convert this tap connection to LILO connection. After implementation of this proposal, reliability power supply will be improved for Minajhola PSS.

Sr No	10
Circle-Division	Rayagada-PKED
Existing 33 kV Feeder Name	Daringbadi Feeder
Location From	FP Near Paniganda PSS
Location To	Paniganda PSS
Considered Length (CKM)	0.5
No. of Bay required	01
Project Cost (Cr.)	1.03
Proposed Conductor (Sq.mm)	148
Considered Year	2028
Technical Justification	33kV Daringbadi feeder emanates from Mohana GSS supplies power to Mohona PSS, Adava PSS, Paniganda PSS & Brahmanigaon PSS. Paniganda PSS is getting supply through a tap connection at location around 500 mtrs. If any fault occurs on this extension line, PSS is getting forced shutdown and power interruption experience in other PSS also. A new link line of 0.5Ckm

	from tap point to Paniganda PSS with one no. of bay at Paniganda PSS is proposed to convert this tap connection to LILO connection. After implementation of this proposal, reliability of power supply at Paniganda PSS will be improve.

Sr No	11
Circle-Division	JEYPORE-JED
Existing 33 kV Feeder Name	Boipariguda Feeder
Location From	Tanginiguda
Location To	Dasmantapur PSS
Considered Length (CKM)	5
No. of 33kV Adapter panel & I/C panel required	1
Project Cost (Cr.)	1.54
Proposed Conductor (Sq.mm)	148
Considered Year	2028
Technical Justification	33kV Boipariguda feeder emanating from Jayanagar GSS and supplies power to Balia PSS, Boipariguda PSS, Digapur PSS, Dasmantapur PSS & Mantriamba BSF Camp. Dasmantapur PSS is getting supply through a tap connection at location around 5 Km. If any fault occurs on this extension line, PSS is getting forced shutdown and power interruption experience in other PSS also. A new link line is proposed from tap point to Dasmantapur PSS to convert tap to LILO arrangement. After implementation of this proposal, reliability power supply will improve for Dasmantapur PSS and Other connected PSS in this 33 KV Feeder.

Sr No	12
Circle-Division	JEYPORE-JED
Existing 33 kV Feeder Name	Nabarangapur Feeder - Boriguma feeder
Location From	Chalanguda PSS
Location To	Kamata PSS
Considered Length (CKM)	16

No. of 33kV Adapter panel & I/C panel required	2
Project Cost (Cr.)	4.17
Proposed Conductor (Sq.mm)	148
Considered Year	2028
Technical Justification	33kV Nabarangpur feeder emanating from Nabarangpur GSS and supplies power to Nabarangpur & Chutiaguda PSS and important 33kV consumers namely SP Office, Collector Office and Mangalam timber in normal condition. During emergency or contingency conditions, the feeder also extends power supply to Sanamasigaon PSS & Chalanguda PSS. This feeder is having present peak load is approx. 248 A. There is another Boriguma feeder emanating from Boriguma GSS and supplies power to Boriguma, B Singhpur & Kamta PSS and 33kV consumers CASHEW industries, rice mills, Megalift. There is a connectivity available between at Nabarangpur feeder and Boriguma feeder at Boriguma PSS. But B Singhpur and Kamta PSS are getting power supply radially through radial 33kV line from Boriguma PSS. For which any fault occurs in this line both B Singhpur and Kamta PSS unable to avail alternate power supply. Therefore, to provide N-1 power supply, a new link line is proposed from Chalanguda PSS to Kamta PSS which will be able to feed backup power supply to Kamta and B singhpur PSS during emergency condition. This will result in reduction of power interruption and provide quality power supply.

Sr No	**13**
Circle-Division	Jeypore – KED
Existing 33 kV Feeder Name	33kV OMP Feeder- Koraput Feeder
Location From	Near Sunabeda PSS
Location To	Sunabeda PSS
Considered Length (CKM)	2
No. of Bay required	1
Project Cost (Cr.)	0.75
Proposed Conductor (Sq.mm)	148
Considered Year	2028

Technical Justification	33kV OMP feeder emanates from Sunabeda GSS, supplies power to OMP PSS. Sunabeda PSS, OMP PSS, Koraput PSS and Kolab Nagar PSS. 33kV conductor size is 100 Sqmm. Sunabeda PSS is getting supply through a tap connection at location Outside of Sunabeda PSS. If any fault occurs on this extension line, PSS is getting forced shutdown and power interruption experience in other PSS also. A new link line from tap point to Sunabeda PSS with one no. of bay at Sunabeda PSS is proposed to convert this tap connection to LILO connection. After implementation of this proposal, reliability power supply will improve for Sunabeda PSS as well as OMP PSS and Other connected PSS in this 33 KV Feeder.

Sr No	14
Circle-Division	JEYPORE-NED
Existing 33 kV Feeder Name	Papadahandi Feeder – Indravati Feeder
Location From	Anchalguma PSS
Location To	Babajiguda PSS
Considered Length (CKM)	18
No. of 33kV Adapter panel & I/C panel required	2
Project Cost (Cr.)	5.15
Proposed Conductor (Sq.mm)	148
Considered Year	2028
Technical Justification	33kV Papadahandi feeder emanates from Dabugam GSS supplies power to Babajiguda PSS in normal condition having a total length of 39 Ckm. During emergency or contingency conditions, the feeder also extends power supply to Papadahandi PSS. Babajiguda PSS is presently connected through a tapping arrangement on this feeder. Another 33kV Indravati feeder emanating from Tentulikhuti GSS is feeding power supply to Anchalguma PSS having a total length of 18 Ckm and which is a radial feeder.

	To address the above issues, provide alternate source of supply to Anchalguma PSS & Babajiguda PSS, it is proposed to construct a new 33 kV line from Babajiguda PSS to Anchalguma PSS. The proposed arrangement will enhance the reliability of power supply in the area.

Sr No	15
Circle-Division	JEYPORE-NED
Existing 33 kV Feeder Name	Beheda Feeder
Location From	Raighar GSS
Location To	Near Jhunikipara Location towards Jodinga PSS
Considered Length (CKM)	5
No. of Bay required	
Project Cost (Cr.)	1.60
Proposed Conductor (Sq.mm)	232
Considered Year	2028
Technical Justification	33kV Beheda feeder emanating from Umerkote GSS is feeding power supply to Beheda, Raighar, Jodinga & Dumurimunda PSS. This feeder recorded a peak load of 476 A during FY 26-27 which indicating heavy loading particularly at tail end, resulting in low voltage issues. To address the increasing load demand and improve voltage profile in the area, a new GSS at Raighar is under construction. In this regard to mitigate overloading of existing Beheda feeder, it is required to divert Jodinga PSS load by utilizing 33kV bay of Raighar GSS. Therefore, a new 33 KV line is proposed from Raighar GSS to Jhunkipara location for interconnection with Jodinga PSS. The proposed arrangement will reduce feeder loading, improve voltage profile, mitigate low voltage issues, and enhance the reliability of power supply in the area.

Sr No	16
Circle-Division	Jeypore – KED
Existing 33 kV Feeder Name	33kV Laxmipur Feeder

Location From	Laxmipur GSS
Location To	Laxmipur PSS
Considered Length (CKM)	3
No. of Bay required	1
Project Cost (Cr.)	0.85
Proposed Conductor (Sq.mm)	148
Considered Year	2028
Technical Justification	33kV Laxmipur feeder emanating from Laxmipur GSS, having peak load of 165 Amp. This feeder supplies power to Laxmipur PSS, Narayanpatna PSS, Bandhugaon PSS, Kumbhariput PSS and Kakriguma PSS. Another 2nos. ODSSP-IV new PSSs are going to connect with Laxmipur feeder from Laxmipur PSS. The existing feeder length is approx. 65Ckm. After connecting these 2 nos. PSS the feeder length will increase from 65Ckm to 109 Ckm. Due to this lengthy 33kV Laxmipur feeder and feeding to above 7 nos. PSS, through one feeder, power supply getting affected and interruption experience in these PSSs. So, analysing the above, a new link line of 3.0 Ckm is proposed from Laxmipur GSS to Laxmipur PSS to segregate 33kV Laxmipur feeder. Also through this proposal, available 33kV bay at laxmipur GSS will utilize. After implementation of this proposal, reliability & quality power supply will improve.

Sr No	**17**
Circle-Division	JEYPORE-MED
Existing 33 kV Feeder Name	33KV Malkangiri Feeder
Location From	Malkangiri GSS
Location To	Towards Korkonda PSS
Considered Length (CKM)	3
No. of Bay required	0
Project Cost (Cr.)	0.55
Proposed Conductor (Sq.mm)	148
Considered Year	2028

Technical Justification	33kV Malkangiri Feeder emanates from Balimela GSS supplies power to Korkunda PSS & MV-27 PSS with a feeder length of about 47 ckm. This feeder is a radial feeder. If any fault occurs on this feeder, there is no alternate source available to feed power supply to MV-27 PSS and Korkunda PSS. To provide an alternate source of supply to Korkunda PSS and MV-27 PSS, a new 33 kV link line using 148 sq.mm AAAC conductor is proposed from Malkangiri GSS to Korkunda PSS. The proposed line will reduce power interruptions and improve the reliability of power supply. In addition, this line will facilitate effective utilization of the available bay at Malkangiri GSS.

Sr No	18
Circle-Division	JEYPORE-NED
Existing 33 kV Feeder Name	Jharigam Feeder
Location From	Near Phupugam
Location To	Chacha PSS
Considered Length (CKM)	5
No. of Bay required	_
Project Cost (Cr.)	0.91
Proposed Conductor (Sq.mm)	148
Considered Year	2028
Technical Justification	33kV Jharigam feeder emanating from Umerkote GSS is feeding power supply to Jharigam & Chandahandi PSS. Another 33kV Medena feeder emanating from Dabugam GSS is feeding power supply to Medena PSS, Chacha PSS under normal operating condition & Jharigam PSS under N-1 contingency condition. However, the Chacha PSS is receiving the power supply through tapped arrangement from Medena feeder & Chacha PSS is located between Medena to Jharigam 33 kV Line. During contingency condition, Chacha PSS is getting power supply from the tapped position by isolating the Medena feeder. The switching process takes enough time resulting reduced reliability

	& prolonged interruption despite the availability of an alternate source of supply. Hence, in order to reduce switching time & ensuring reliability, it is proposed to construct a new 33 kV Line from Phupugam Location to Chacha PSS for LILO arrangement.

4.3.3.1.2 11 kV New line

117. In TPSODL, 11kV feeders are important asset for a distribution utility which are feeding to various 11/0.415kV DSS from where the power is distributed to end consumers. Many 11kV feeders are lengthy and radial in nature. Some existing 11 kV feeders are significantly longer than desirable, resulting in increased voltage drop, higher technical losses and longer fault restoration time. Long radial feeders also make it difficult to maintain the required voltage and reliability standards, particularly in remote and tail-end areas. The length reduction proposal involves network reconfiguration, construction of new links, development of intermediate supply arrangements and shifting of suitable load centres to nearby substations or feeders.

118. Load bifurcation has been proposed for 11 kV feeders that are having high load with respect to existing conductors permissible loading limits. The existing load will be divided between the existing feeder and a new feeder by constructing the required 11 kV network with RMU/Bay and associated infrastructure. To reduce the length of the 11kv feeders' new link lines are considered for reliability improvement.

119. Certain 11 kV lines are passing over houses, through densely populated areas, paddy fields and locations where regular maintenance and patrolling are difficult. Such alignments pose risks to public safety and create challenges during breakdown maintenance and restoration activities. Route diversion has therefore been proposed to reroute the affected lines to safer and more accessible route.

120. Load shifting has been considered for overloaded feeders as well feeders pasing through forest areas. There is another adjacent feeder have available capacity. Selected distribution transformers or load pockets will be transferred to suitable nearby feeders after carrying out technical feasibility and load flow studies.

121. New line is considered for Urban and rural load segregation to improve the reliability of urban feeders.

122. Due to lack of alternate PSS or 11kV feeder/ it is not possible for the field teams /to transfer the load during shutdown of radial feeder and thus all consumers connected to the affected feeders remain out of service till the field team locate and repair the fault. Analyzing the above view, it needs to be planned 11kV new line in phased manner for critical 11KV feeder to provide N-1 arrangement.

123. In all there are 83 nos. new lines have been proposed.

124. National/State Highway/Railway Crossings are also considered in Estimated Cost

125. Proposal for 11 KV New Line is broadly categorized in below table.

Table 29: Category for 11 KV New Line

Sr.no	Category of proposal	Nos.
1	Proposal for N-1 Arrangement by Interconnection	11
2	Proposal for load shifting	16
3	Feeders considered for Load Bifurcation (Mitigation for length/Urban-Rural segregation)	10
4	Length Reduction	29
5	Route Diversion	17
	TOTAL	**83**

126. Sample 11Kv SLD are attached for Category of Proposal

Picture 10 : 11KV New Line from PSS with Bay for Load Bifurcation

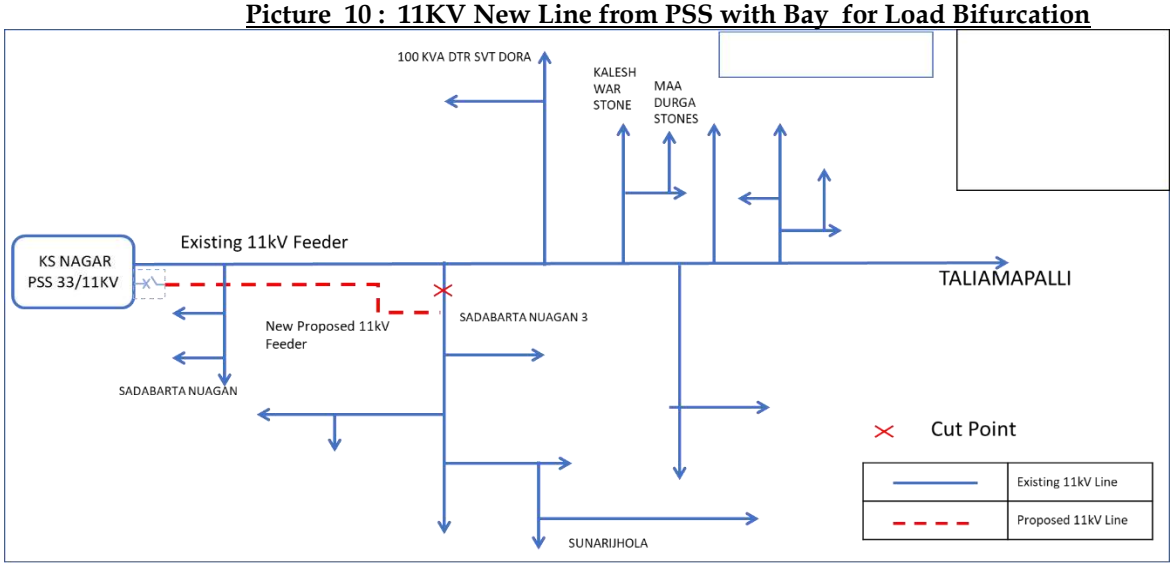

Picture 11 : 11KV New Line for N-1

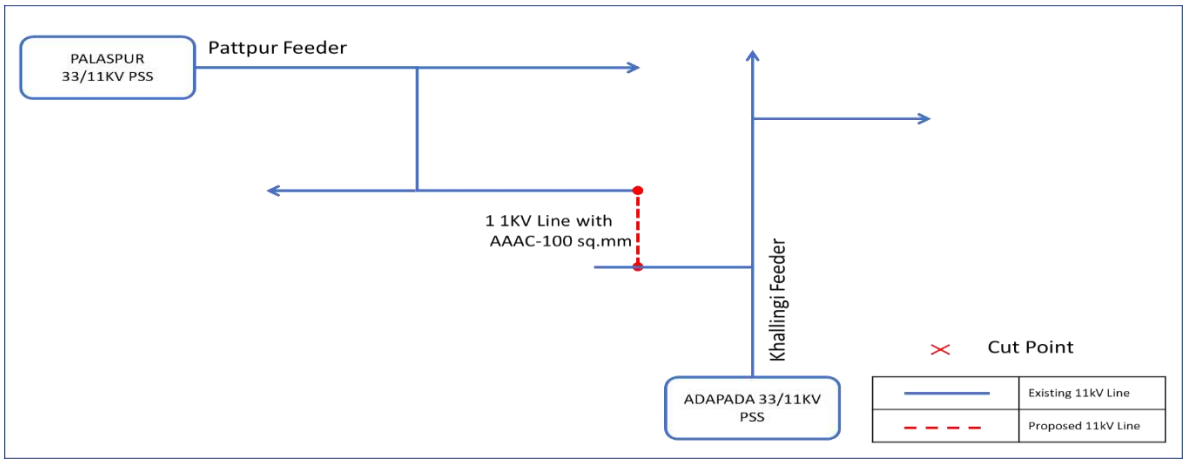

Picture 12 : 11KV New Line for Length Reduction

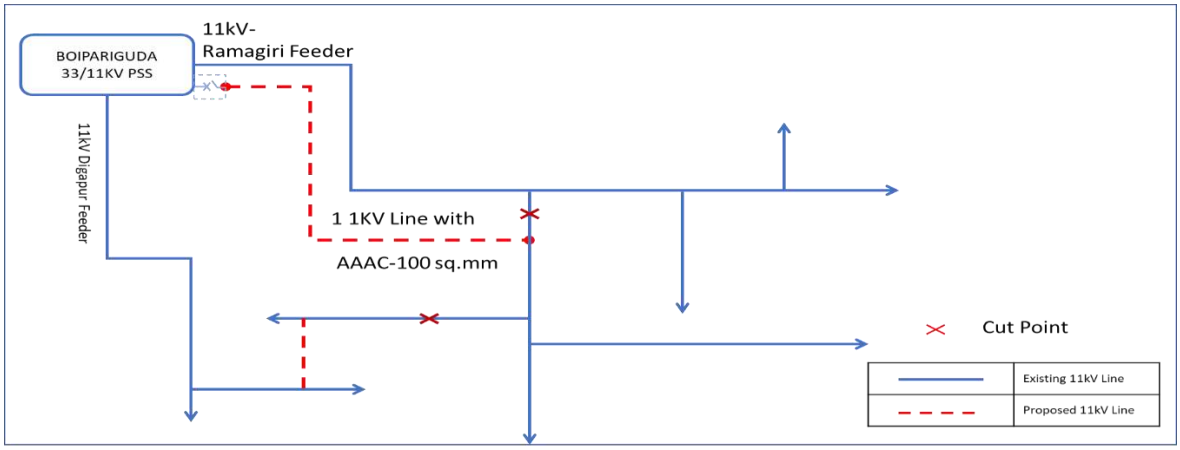

Picture 13 : 11KV New Line for Load Shifting

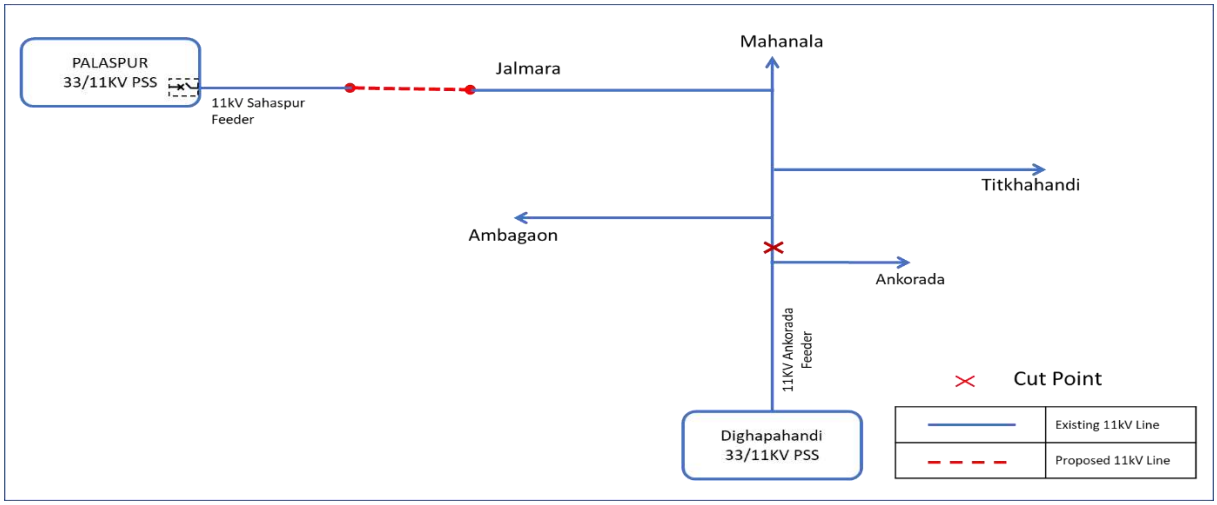

127. The Various lines that have been proposed are as follows:

Sr No	1
Circle-Division	Aska-AED 1
Existing 11 kV Feeder Name	Mukundapur
Location From	Bhatasingi
Location To	Tankachai
Considered Length (CKM)	1.2
No. of Bay required	
Project Cost (Cr.)	0.19
Proposed Conductor (Sq.mm)	100
Considered Year	2028
Technical Justification	The Mukundapur feeder originates from the Nuagam PSS, spanning a total length of 50 Ckm with a peak load of 216 A and catering to 5647 consumers. A critical 1.2 Ckm stretch of the feeder between Bhatsingi and Tankachi traverses a flood-prone riverbank area. During monsoon seasons, heavy flooding completely submerges this terrain, making the section physically inaccessible to O&M team during power outages. Furthermore, post-flood, creating high-risk conditions such as tilted/collapsed poles. To permanently eliminate these hazards and bypass the riverbank corridor, it is proposed to construct a new 1.2 Ckm overhead link line along the public roadside between Tankachi and Bhatsingi. This Eliminates hazards and prevents pole collapse caused by waterlogging/riverbank erosion. And enables fault identification and maintenance during adverse weather and ensures reliable power supply to consumers in the region.

Sr No	2
Circle-Division	Aska-AED 1
Existing 11 kV Feeder Name	Gunthapada
Location From	Niralpur
Location To	Risipur
Considered Length (CKM)	0.6
No. of Bay required	
Project Cost (Cr.)	0.09

Proposed Conductor (Sq.mm)	100
Considered Year	2028
Technical Justification	The Gunthapada feeder originates from the Balisira PSS, spanning a total length of 32 Ckm with a peak load of 62 A, catering to 4,455 consumers. Currently, the line feeding Risipur village runs for approximately 2 Ckm through Gunthapada and Balichhai without supplying any intermediate DTRs or consumers along this corridor. This redundant length presents severe O&M challenges, particularly during the monsoon season, when accessibility issues hamper routine patrolling, vegetation management, and emergency fault rectification. To resolve this constructing a new 0.6 Ckm link line from Niralpur to Risipur is proposed. This optimization will eliminate a 2.7 Ckm redundant overhead stretch, shorten line length, reduce technical line losses, and streamline maintenance access. **Expected Benefits:** Implementation of this proposal will improve power supply reliability in the region, reduce downstream outage durations, lower O&M expenditure, and significantly enhance customer satisfaction.

Sr No	3
Circle-Division	Aska-AED1
Existing 11 kV Feeder Name	NIMINA
Location From	Khandravali
Location To	Rankuda
Considered Length (CKM)	0.7
No. of Bay required	-
Project Cost (Cr.)	0.10
Proposed Conductor (Sq.mm)	100
Considered Year	2028
Technical Justification	The Nimina feeder emanates from the Balisira PSS with a peak load of 101 A and consumer capacity of 6077 nos, a trunk line conductor size of 80 sqmm, and a total length of 40 Ckm. Near Khandravalli, a 0.7 Ckm section of the feeder traverses agricultural land where severe conductor sagging poses a critical electrical hazard to local farmers, field workers, and livestock active throughout the year. The low line clearance creates an imminent safety risk of accidental contact,

	electrocution, and potential electrical fires during routine agricultural activities. To eliminate these hazards, it is proposed to construct a new 0.7 km roadside link line connecting Khandravalli to Rankuda village, bypassing the agricultural field. New link line along the public road corridor will ensure standard ground clearance, allow safe maintenance access, and mitigate public safety risks. Implementation of this proposal will improve power reliability in the region and ensure electrical safety for the feeder and local community.

Sr No	4
Circle-Division	Aska-AED-1
Existing 11 kV Feeder Name	PUTU
From Location	Jahada PSS
Location To	Jahada Road
Considered Length (CKM)	0.15 UG 3X400 XLPE
No. of Bay required	1
Project Cost (Cr.)	0.31
Proposed Conductor (Sq.mm)	100
Considered Year	2028
Technical Justification	The 11 kV Putu feeder (Length: 21 Ckm, Load: 96 A, Consumers: 2,745) emanates from the 33/11 kV Jahada PSS. After leaving the PSS, the line splits into two tappings: one passes through a forest area, while the other supplies the main Jahada village, where the majority of consumers are located. Frequent tripping caused by the forest tapping leads to continuous outages in the densely populated area. This has severely impacted billing and revenue collection activities. Additionally, the feeder supplies power to commercial loads on the Jahada tapping, which suffer long-duration interruptions due to these trippings. Therefore, it is proposed to install an indoor switchgear panel bay and lay a 150 sqmm cable to bifurcate the Putu feeder and create a new Jahada line. Approximately 30 A of load and 960 consumers will be diverted from the existing Putu feeder to this new line. This proposal will improve power reliability in the region, enhance customer satisfaction, and boost billing and revenue collection.

Sr No	5
Circle-Division	Aska-AED-II
Existing 11 kV Feeder Name	Gudiali
Location From	KS Nagar PSS
Location To	S Nuagaon Cut Point
Considered Length (CKM)	1.5
No. of Bay required	1
Project Cost (Cr.)	0.44
Proposed Conductor (Sq.mm)	100 Sqmm Conductor
Considered Year	2028
Technical Justification	The 11 kV Gudiali Feeder, emanating from 33/11 kV KS Nagar PSS, has a total length of 34 CKm, carrying a load of approximately 100 Amps and supplying power to around 4,180 consumers. Due to its excessive length, the feeder experiences frequent tripping and fault occurrences, adversely affecting power supply reliability in the area. The feeder also caters to several industrial consumers, who face prolonged power interruptions whenever tripping occurs, resulting in operational disruptions and customer dissatisfaction. To improve system reliability, it is proposed to construct a new 11 kV line of 1.5 CKm with bay arrangement for load bifurcation. Through this arrangement, approximately 30 Amps of load and around 1,000 consumers will be shifted from the existing Gudiali Feeder to the proposed feeder. This will reduce the loading and network length of the existing feeder, thereby minimizing feeder tripping and outage duration. The proposed load bifurcation will significantly enhance power supply reliability, improve voltage regulation, facilitate quicker restoration during faults, and ensure better service quality to both industrial and domestic consumers. Consequently, the project will contribute to improved operational performance and enhanced customer satisfaction in the region.

Sr No	6
Circle-Division	Aska-AED-II
Existing 11 kV Feeder Name	Bolasara

Location From	KS Nagar PSS
Location To	Sundariapada Cut point
Considered Length (CKM)	1
No. of Bay required	1
Project Cost (Cr.)	0.37
Proposed Conductor (Sq.mm)	100
Considered Year	2028
Technical Justification	The 11 kV Bolasara Feeder, emanating from 33/11 kV KS Nagar PSS, has a total length of approximately 18 CKm, carrying a load of around 104 Amps and supplying electricity to nearly 2,900 consumers. The feeder network bifurcates into two directions (left and right) at a distance of about 1 km from the source PSS, resulting in long downstream line sections on both sides. Due to the extensive feeder length and dispersed load distribution, the feeder is prone to frequent tripping and fault occurrences, which adversely affect the reliability and continuity of power supply in the area. Any fault occurring on either branch impacts a large number of consumers and leads to prolonged outage durations, thereby affecting overall system performance. The feeder also caters to several industrial consumers, whose operations are significantly disrupted during power interruptions. Frequent and prolonged outages result in production losses, reduced operational efficiency, and customer dissatisfaction. To improve the reliability of the distribution network, it is proposed to construct a new 11 kV line of 1 CKm with Bay arrangement for load bifurcation. Through this arrangement, approximately 40 Amps of load and around 900 consumers will be shifted from the existing Bolasara Feeder to the proposed feeder. This will reduce the electrical loading on the existing feeder and improve load distribution between the two feeders. The proposed bifurcation will enable better feeder management, reduce the extent of the network affected during faults, minimize feeder tripping, and shorten outage restoration time. It will also improve voltage regulation at the tail-end areas and enhance the overall reliability and quality of power supply.

Sr No	7
Circle-Division	Aska-AED-II
Existing 11 kV Feeder Name	A. Kardabadi
Location From	Balipadar PSS
Location To	In side PSS
Considered Length (CKM)	0.1
No. of Bay required	1
Project Cost (Cr.)	0.22
Proposed Conductor (Sq.mm)	100 sqmm
Considered Year	2028
Technical Justification	The 11 kV A. Kharidabadi Feeder, emanating from 33/11 kV Balipadar PSS, has a total length of approximately 25 CKm, carrying a load of around 67 Amps and supplying electricity to nearly 4500 consumers. The feeder network bifurcates into two directions (left and right) at outside of PSS, resulting in long downstream line sections on both sides. Due to the extensive feeder length and dispersed load distribution, the feeder is prone to frequent tripping and fault occurrences, which adversely affect the reliability and continuity of power supply in the area. Any fault occurring on either branch impacts a large number of consumers and leads to prolonged outage durations, thereby affecting overall system performance. To improve the reliability of the distribution network, it is proposed to construct new Bay for load bifurcation. Through this arrangement, approximately 25 Amps of load and around 1200 consumers will be shifted from the existing A Kharidabadi Feeder to the proposed feeder. This will reduce the electrical loading on the existing feeder and improve load distribution between the two feeders. The proposed bifurcation will enable better feeder management, reduce the extent of the network affected during faults, minimize feeder tripping, and shorten outage restoration time. It will also improve voltage regulation at the tail-end areas and enhance the overall reliability and quality of power supply.

Sr No	8
Circle-Division	Aska-GSED
Existing 11 kV Feeder Name	Khariaguda
Location From	Nuapada PSS
Location To	Bhramarpur Village
Considered Length (CKM)	14
No. of Bay required	01
Project Cost (Cr.)	2.43
Proposed Conductor (Sq.mm)	100
Considered Year	2028
Technical Justification	11 kV Khariaguda Feeder (Length-98 Ckm, Load- 142 Amps., Consumers-6940 Nos) emanates from 33/11 kV Nuapada PSS. Owing to the length, there is frequent tripping as well as low voltage at tail end of the feeder. The feeder supplies power to some of the industrial loads which are affected for long duration due to tripping. So, a new line 14 Ckm. With New 11 kV bay at Nuapada PSS is proposed for Load Bifurcation. On New line 70 Amps and approx.3500 consumers will be diverted from existing Khariaguda Feeder. This proposal will improve the reliability in the region & enhance customer satisfaction.

Sr No	9
Circle-Division	Aska-GSED
Existing 11 kV Feeder Name	Digapahandi Town
Location From	Digapahandi PSS
Location To	4-Pole Structure Near SR Petrol Pump
Considered Length (CKM)	1.5
No. of Bay required	01
Project Cost (Cr.)	1.67
Proposed Cable (Sq.mm)	3Cx400
Considered Year	2028
Technical Justification	11 kV Digapahandi Town Feeder (Length-13 Ckm, Load-195 Amps., Consumers-6480 Nos) emanates from 33/11 kV Digapahandi PSS. Owing to the length, & overloading of PTR there is frequent tripping as well as low voltage at tail end of the feeder.

	The feeder supplies power to some of the industrial & Commercial loads which are affected for long duration due to tripping. So, a new line 1.5 Ckm (UG). With New 11 kV bay at Digapahandi PSS is proposed for Load Bifurcation. On New line 60 Amps and approx.2500 consumers will be diverted from existing Digapahandi Town Feeder. This proposal will improve the reliability in the region & enhance customer satisfaction.

Sr No	10
Circle-Division	City-BED-I
Existing 11 kV Feeder Name	LI-Golabandha
Location From	Ramachandrpur
Location To	Putipadar
Considered Length (CKM)	1
No. of Bay required	-
Project Cost (Cr.)	0.32
Proposed Conductor (Sq.mm)	100
Considered Year	2028
Technical Justification	LI Feeder emanates from Dura PSS and conductor size in Trunk line 55sq.mm and Branches 34 sq.mm. Length of the feeder is 1.4 CKM. Golabandha feeder emanates from Bhanjabihar PSS. Peak load of the feeder is 86 Amps and conductor size in Trunk line 55, 80sq.mm and Branches 34 sq.mm. Length of the feeder is 19.6 CKM. For improving system reliability N-1 arrangement link line 1 CKM is proposed from Ramchandrapur to Putipadar. During exigency condition one feeder load can be shifted to another. This proposal will improve the reliability in the area & enhance customer satisfaction and will also create N-1 arrangement among two feeders.

Sr No	11
Circle-Division	City-BED-I
Existing 11 kV Feeder Name	Chandimandir-Ankuli NH
Location From	25KVA DSS Keshab Nagar Pond
Location To	Surya Nagar 315KVA DSS

Considered Length (CKM)	1
No. of Bay required	-
Project Cost (Cr.)	0.18
Proposed Conductor (Sq.mm)	100
Considered Year	2028
Technical Justification	Chandi mandir Feeder emanates from Ankuli PSS. Peak load of the feeder is 132 Amps and conductor size in Trunk line 100, 80sq.mm and Branches 55 sq.mm. Length of the feeder is 3.4 CKM. Ankuli NH feeder emanates from Goodshed PSS. Peak load of the feeder is 120 Amps and conductor size in Trunk line 55, 80sq.mm and Branches 34 sq.mm. Length of the feeder is 20.2 CKM. For improving system reliability N-1 arrangement link line 1 CKM is proposed from 25KVA DSS Keshab Nagar Pond to Surya Nagar 315KVA DSS. During exigency condition one feeder load can be shifted to another. This proposal will improve the reliability in the area & enhance customer satisfaction and will also create N-1 arrangement among two feeders.

Sr No	12
Circle-Division	City-BED-I
Existing 11 kV Feeder Name	Ambapua-Nilanchal Nagar
Location From	Ramakrushna Nager
Location To	Alkapuri
Considered Length (CKM)	1.5
No. of Bay required	-
Project Cost (Cr.)	0.23
Proposed Conductor (Sq.mm)	100
Considered Year	2028
Technical Justification	Ambapua Feeder emanates from Ambapua PSS. Peak load of the feeder is 205 Amps and conductor size in Trunk line 100, 80sq.mm and Branches 55 sq.mm. Length of the feeder is 13.4 CKM. Nilanchal Nagar feeder emanates from Bidyutpuri PSS. Peak load of the feeder is 140 Amps and conductor size in Trunk line 100, 80sq.mm and Branches 55 sq.mm. Length of the feeder is 3.7 CKM.

	For improving system reliability N-1 arrangement link line 1.5 CKM is proposed from Ramakrushna Nager to Alkapuri. During exigency condition one feeder load can be shifted to another. This proposal will improve the reliability in the area & enhance customer satisfaction and will also create N-1 arrangement among two feeders.

Sr No	13
Circle-Division	City-BED-I
Existing 11 kV Feeder Name	Bidyutpuri-Paschimeswar
Location From	Bidyutpuri PSS
Location To	Paschimeswar feeder
Considered Length (CKM)	3
No. of Bay required/RMU	1
Project Cost (Cr.)	3.06
Proposed Conductor (Sq.mm)	3Cx400
Considered Year	2028
Technical Justification	Paschimeswar Feeder emanates from Ankuli PSS. Peak load of the feeder is 135 Amps and conductor size in Trunk line 100, 80sq.mm and Branches 55 sq.mm. Length of the feeder is 3.1 CKM. New 11kV feeder proposed from Bidyutpuri PSS to cater the load of Paschimeswar feeder and Nigam Nagar feeder (106A) during exigency. For improving system reliability N-1 arrangement link line 3 KM is proposed from Bidyutpuri to Paschimeswar. During exigency condition one feeder load can be shifted to another. This proposal will improve the reliability in the area & enhance customer satisfaction and will also create N-1 arrangement among two feeders.

Sr No	14
Circle-Division	City-BED-I
Existing 11 kV Feeder Name	Tata Colony-Tangnapalli
Location From	Tangnapalli tota sahi 100kVA
Location To	Krishnamma reddy 25kVA
Considered Length (CKM)	3
No. of Bay required	-
Project Cost (Cr.)	0.83

Proposed Conductor (Sq.mm)	100
Considered Year	2028
Technical Justification	Tatacolony Feeder emanates from Narendrapur PSS. Peak load of the feeder is 63 Amps and conductor size in Trunk line 80, 55sq.mm and Branches 34 sq.mm. Length of the feeder is 11.2 CKM. Tangnapalli feeder emanates from Narendrapur PSS. Peak load of the feeder is 107 Amps and conductor size in Trunk line 55, 80sq.mm and Branches 55 sq.mm. Length of the feeder is 34.4 CKM. For improving system reliability N-1 arrangement link line 3 CKM is proposed from Tangnapalli tota sahi 100kVA to Krishnamma reddy 25kVA. During exigency condition one feeder load can be shifted to another. This proposal will improve the reliability in the area & enhance customer satisfaction and will also create N-1 arrangement among two feeders.

Sr No	15
Circle-Division	City-BED-I
Existing 11 kV Feeder Name	Chamakhandi-Haripur
Location From	CHAMAKHANDI VILLAGE 2 250kVA
Location To	HTC1201-10/46/24
Considered Length (CKM)	1.8
No. of Bay/RMU required	1
Project Cost (Cr.)	0.56
Proposed Conductor (Sq.mm)	100
Considered Year	2028
Technical Justification	Haripur Feeder emanates from Gopalpur PSS. Peak load of the feeder is 99 Amps and conductor size in Trunk line 80, 55sq.mm and Branches 34 sq.mm. Length of the feeder is 28.6 CKM. Chamakhandi feeder emanates from Ramchandrapur PSS. Peak load of the feeder is 121 Amps and conductor size in Trunk line 55, 80sq.mm and Branches 55 sq.mm. Length of the feeder is 29 CKM. For improving system reliability N-1 arrangement link line 1.8 CKM is proposed from chamakhandi village 250kVA to HTC1201-10/46/24. During exigency condition one feeder load can be shifted to another.

	This proposal will improve the reliability in the area & enhance customer satisfaction and will also create N-1 arrangement among two feeders.

Sr No	16
Circle-Division	City-BED-3
Existing 11 kV Feeder Name	Lathi
Location From	Sakuntala Nagar Goudasahi
Location To	Sakuntala Nagar
Considered Length (CKM)	0.7
No. of Bay required	-
Project Cost (Cr.)	0.10
Proposed Conductor (Sq.mm)	100
Considered Year	2028
Technical Justification	Lathi Feeder emanates from Lathi PSS. Peak load of the feeder is 102 Amps and conductor size in Trunk line 55sq.mm and Branches 34 sq.mm. Length of the feeder is 23.869 CKM. Mahuda feeder emanates from Lathi PSS. Peak load of the feeder is 70 Amps and conductor size in Trunk line 80sq.mm and Branches 34 sq.mm. Length of the feeder is 54.809 CKM. To establish a robust N-1 contingency, a proposed 0.7 CKM link line between Sakuntala Nagar Gouda Sahi and Sakuntala Nagar will interconnect the Lathi and Mahuda feeders, enabling seamless bi-directional load shifting to significantly enhance network reliability and customer satisfaction.

Sr No	17
Circle-Division	City-BED-3
Existing 11 kV Feeder Name	Sukunda-Balipada
Location From	Chandinipahada
Location To	Shiva Mandir (Balipada)
Considered Length (CKM)	1.2
No. of Bay required	-
Project Cost (Cr.)	0.19
Proposed Conductor (Sq.mm)	100
Considered Year	2028

Technical Justification	Sukunda feeder originates from Lathi PSS having length of approx. 29.725 CKM & Peak load of feeder is 85 Amps. Supplying to 3460 consumers. Existing 11kV feeder running over residential area at Chandinipahad and there is no scope of erection for intermediate poles to maintain ground clearance resulting very critical unsafe conditions. To avoid low ground clearance, necessary link line required to divert the existing route from Chandinipahad – Shiva mandir (Balipada). This proposal will improve the reliability in the area & enhance customer satisfaction

Sr No	18
Circle-Division	City-BED-3
Existing 11 kV Feeder Name	Sukunda
Location From	Sukunda UP School
Location To	Sukunda DSS
Considered Length (CKM)	0.2
No. of Bay required	-
Project Cost (Cr.)	0.03
Proposed Conductor (Sq.mm)	100
Considered Year	2028
Technical Justification	Sukunda feeder originates from Lathi PSS having length of approx. 29.725 CKM & Peak load of feeder is 85 Amps. Supplying to 3460 consumers. Existing 11kV feeder running over residential area at Sukunda UP School and there is no scope of erection for intermediate poles to maintain ground clearance resulting very critical unsafe conditions. To avoid low ground clearance, necessary link line required to divert the existing route from Sukunda UP School – Sukunda DSS. This proposal will improve the reliability in the area & enhance customer satisfaction

Sr No	19
Circle-Division	City-BED-3
Existing 11 kV Feeder Name	Sumandi
Location From	IOCL Petrol Pump

Location To	Sumandi Borda
Considered Length (CKM)	2.5
No. of Bay required	-
Project Cost (Cr.)	0.38
Proposed Conductor (Sq.mm)	100
Considered Year	2028
Technical Justification	Sumandi feeder originates from Jagapur PSS having length of approx. 17.051 CKM & Peak load of feeder is 100 Amps. Supplying to 3403 consumers. Existing 11kV feeder running over residential area at IOCL Petrol Pump and there is no scope of erection for intermediate poles to maintain ground clearance resulting very critical unsafe conditions. To avoid low ground clearance, necessary link line required to divert the existing route from IOCL Petrol Pump – Sumandi Borda. This proposal will improve the reliability in the area & enhance customer satisfaction

Sr No	20
Circle-Division	City-BED-3
Existing 11 kV Feeder Name	Sasanpadar
Location From	IOCL Sihala
Location To	Singhabadi
Considered Length (CKM)	2
No. of Bay required	-
Project Cost (Cr.)	0.31
Proposed Conductor (Sq.mm)	100
Considered Year	2028
Technical Justification	Sasanpadar feeder originates from Mantridi PSS having length of approx. 42.504 CKM & Peak load of feeder is 92 Amps. Supplying to 5853 consumers. Existing 11kV feeder running over residential area at IOCL Sihala and there is no scope of erection for intermediate poles to maintain ground clearance resulting very critical unsafe conditions. To avoid low ground clearance, necessary link line required to divert the existing route from IOCL Sihala – Singhabadi.

	This proposal will improve the reliability in the area & enhance customer satisfaction

Sr No	21
Circle-Division	City-BED-3
Existing 11 kV Feeder Name	Nimakhandi
Location From	G.Jagannathpur
Location To	Kahnjipadia Line AB Switch
Considered Length (CKM)	1
No. of Bay required	-
Project Cost (Cr.)	0.16
Proposed Conductor (Sq.mm)	100
Considered Year	2028
Technical Justification	Nimakhandi feeder originates from Nimakhandi PSS having length of approx. 17.466 CKM & Peak load of feeder is 194 Amps. Supplying to 4262 consumers. Existing 11kV feeder running over residential area at G. Jagannathpur and there is no scope of erection for intermediate poles to maintain ground clearance resulting very critical unsafe conditions. To avoid low ground clearance, necessary link line required to divert the existing route from G. Jagannathpur – Kahnjipadia Line AB Switch. This proposal will improve the reliability in the area & enhance customer satisfaction

Sr No	22
Circle-Division	Berhampur-GNED
Existing 11 kV Feeder Name	Chikalibania
Location From	Sakiri PSS
Location To	Laxminarayanpur MU DP
Considered Length (CKM)	3
No. of Bay /RMU required	1
Project Cost (Cr.)	0.71
Proposed Conductor (Sq.mm)	100
Considered Year	2028

Technical Justification	At present, the Chikilibania 11 kV Feeder is receiving power supply from Sakiri PSS. The feeder has an approximate length of 90 km and supplies power to around 6,000 consumers. Out of the total feeder length, nearly 30 km falls under the Rambha Section, while the remaining 60 km supplies consumers under the Khallikote Section. Due to the excessive feeder length and widespread consumer coverage, maintaining reliable power supply and voltage regulation is challenging. Under this proposal, it is proposed to construct a new line 2CKM with RMU at Sakiri PSS. The proposed link line will be connected by tapping the existing network beyond the Laxminarayanpur MU DP. This arrangement will separate the Khallikote Section load from the existing Chikilibunia 11 kV Feeder. The proposed network reconfiguration will significantly reduce the length and loading of the existing Chikilibunia Feeder, resulting in improved voltage profile, reduced tripping incidents, enhanced supply reliability, and better operational flexibility for both the Rambha and Khallikote Sections.

Sr No	23
Circle-Division	Berhampur-GNED
Existing 11 kV Feeder Name	Khallikote Town
Location From	PSS
Location To	Nirmalajhara
Considered Length (CKM)	1.5
No. of Bay required	1
Project Cost (Cr.)	0.44
Proposed Conductor (Sq.mm)	100
Considered Year	2028
Technical Justification	At present, the 11 kV Town Feeder having 113 amps is eminating from Khallikote PSS. Under this proposal, the existing Town Feeder is proposed to be bifurcated into two separate feeders with using 1no 11kv Bay arrangement. The Town Feeder No. 1 will cater to all major Government Offices and the main town area. The Town Feeder No. 2 will supply power to the remaining town

	consumers. In addition, some of the consumers of Kodala REC and Syamsunderpur, who are presently connected to rural feeders but are located within the town area, will be diverted to Town Feeder No. 2. This proposed feeder bifurcation and network reorganization will reduce consumer grievances, improve load distribution, enhance supply reliability, and ensure better power quality and voltage regulation for all consumers.

Sr No	24
Circle-Division	Berhampur-GNED
Existing 11 kV Feeder Name	Kanheipur & Keshpur
Location From	Near senapati cashew factory
Location To	11kV kanhepur n gurunthi rwss
Considered Length (CKM)	1
No. of Bay required	
Project Cost (Cr.)	0.16
Proposed Conductor (Sq.mm)	100
Considered Year	2028
Technical Justification	The existing 11 kV Kanheipur Feeder, emanating from Kanheipur PSS, serves approximately 4,000 consumers. Due to its excessive length of around 80 km, it has become the most tripping-prone feeder in the Kanheipur Section, making it difficult to provide a stable and reliable power supply to consumers located at the tail end of the feeder. To address this issue and improve supply reliability, it is proposed to divert approximately 25 km of feeder length along with a load of about 20 A from near Senapati Cashew Factory to N Gurunthi RWSS total 0.6CKM link line of the Kanheipur Feeder to the 11 kV Keshpur Feeder, which is also fed from Kanheipur PSS and currently has a feeder length of about 23 km under the Keshpur Electrical Section. The proposed load and network reorganization will reduce the overall length and loading of the Kanheipur Feeder, thereby minimizing tripping incidents and improving voltage regulation. As a result, consumers at the tail end of the Kanheipur Feeder will receive a more stable and reliable power supply. The proposal will also enhance overall system reliability, improve customer satisfaction, and

	establish an N-1 backup arrangement between the Kanheipur and Keshpur feeders.

Sr No	25
Circle-Division	Berhampur-GNED
Existing 11 kV Feeder Name	Ganjam town & kainchapur
Location From	Dasabandha street
Location To	Damodarpur
Considered Length (CKM)	0.7
No. of Bay required	No
Project Cost (Cr.)	0.10
Proposed Conductor (Sq.mm)	100
Considered Year	2028
Technical Justification	The existing 11 kV Ganjam Feeder, emanating from Ganjam PSS, supplies power to Government offices and other consumers within the NAC Ganjam area. In addition, the 11 kV Kainchapur Feeder, also fed from Ganjam PSS, supplies power to the surrounding rural areas. At present, around 40 consumers located within the NAC Ganjam area are being supplied through the 11 kV Kainchapur Rural Feeder. Due to frequent tripping and interruptions on the rural feeder, these consumers often experience power supply issues, leading to consumer dissatisfaction and public grievances. Therefore, it is proposed to divert these NAC-area consumers from the 11 kV Kainchapur Rural Feeder to the 11 kV Ganjam Town Feeder. This feeder bifurcation will improve the reliability and quality of power supply, reduce outages, and ensure uninterrupted power supply to consumers residing within the NAC area.

Sr No	26
Circle-Division	Berhampur-GNED
Existing 11 kV Feeder Name	Shyamasundarpur & police station
Location From	Khatagada s/s
Location To	Bada raula mandir
Considered Length (CKM)	0.8
No. of Bay required	No
Project Cost (Cr.)	0.11

Proposed Conductor (Sq.mm)	100
Considered Year	2028
Technical Justification	At present, the Syamsunder 11 kV Feeder (38 km in length) and Police Station 11 kV Feeder (6 km in length) are receiving power supply from the Khallikote PSS. The existing loads on these feeders are 116 A and 29 A, serving 3,590 and 540 consumers, respectively. The Syamsunder 11 kV Feeder is a long feeder supplying power to both rural areas and a section of town consumers. Due to its excessive length and heavy loading, maintaining reliable power supply and proper voltage regulation is becoming difficult. To ensure a stable and reliable power supply to town consumers, it is proposed to divert approximately 7 km of the existing Syamsunder 11 kV Feeder network to the Police Station 11 kV Feeder, which has a total length of only 6 km and is comparatively lightly loaded. This proposed will reduce the overall feeder length and loading of the Syamsunder Feeder, thereby minimizing tripping incidents, improving voltage regulation, enhancing supply reliability, and achieving better load distribution between the two feeders.

Sr No	27
Circle-Division	Berhampur-HED
Existing 11 kV Feeder Name	Khamaragda (Aska)
Location From	Khamara Chakka
Location To	Sunamuhi
Considered Length (CKM)	1.5
No. of Bay required	
Project Cost (Cr.)	0.23
Proposed Conductor (Sq.mm)	100
Considered Year	2028
Technical Justification	Khamaragada (Aska) feeder is emanating from Sheragada PSS having length of 33 CKm & Peak load 63Amp, Nos of Consumer – 3246 connected on the feeder. Another feeder Bandhaguda Feeder is emanating from K. Karadakana PSS, Feeder Length -34, Peak Load 47 & Consumer 3149 .

	Above both Feeder is radial connectivity type. During any break down occur or any schedule maitamce feeder need shutdown for long hour . Hence to mitigate issue proposed link line with Feeder is Proposed 11kV Link Line from Khamara Chakka to Sunamuhi 1.5 Ckm. This proposal will improve the reliability, enhance customer satisfaction and will also create N-1 arrangement among two feeders.

Sr No	28
Circle-Division	Berhampur-HED
Existing 11 kV Feeder Name	Ankorada
Location From	Tulsipadar
Location To	Sahaspur
Considered Length (CKM)	1.5
No. of Bay required	
Project Cost (Cr.)	0.23
Proposed Conductor (Sq.mm)	100
Considered Year	2028
Technical Justification	Ankoroda feeder originates from Dighapahandi PSS having length of 30 CKm & Peak load of feeder is 56 Amps. Total 3096 Nos of Consumer connected on the feeder. Ankorada which gives Power Supply School, industrial customers. One of major branch of the feeder is radial connectivity, any exigency or maintenance this feeder need complete shutdown - & long hour Power outages is experienced. Hence to mitigate issue proposed link line with Khalingi Feeder is emanating from Adapada PSS and Proposed Link Line from Tulsipadar to Sahaspur 1.5 Ckm. This proposal will improve the reliability in the area & enhance customer satisfaction and will also create N-1 arrangement among two feeders.

Sr No	29
Circle-Division	Berhampur-HED
Existing 11 kV Feeder Name	Khallingi
Location From	Errendra
Location To	Khallingi
Considered Length (CKM)	1.5
No. of Bay required	
Project Cost (Cr.)	0.23
Proposed Conductor (Sq.mm)	100
Considered Year	2028
Technical Justification	Khallingi feeder emanating from Adapada PSS having length of 17 CKm & Peak load of feeder is 80 Amps. Total 2665 Nos of Consumer connected on the feeder. Khalling Feeder is in radial connectivity mode, due to which during exigency or maintenance or planned schedule work feeder experience long hour power outages. To mitigate the issue proposed 11kV link 1.5 CKM from Errendra to Khallingi with Pattapur Feeder (Palaspur PSS) This proposal will improve the reliability in the area & enhance customer satisfaction and will also create N-1 arrangement among two feeders.

Sr No	30
Circle-Division	Berhampur-HED
Existing 11 kV Feeder Name	Ankorada
Location From	Jalamara to Palaspur bridge
Location To	Palaspur Bridge
Considered Length (CKM)	0.25
No. of Bay required	
Project Cost (Cr.)	0.04
Proposed Conductor (Sq.mm)	100
Considered Year	2028
Technical Justification	Ankoroda feeder originates from Dighapahandi PSS having length of 30 CKm & Peak load of feeder is 50 Amps. Total 3096 Nos of Consumer connected on the feeder. Ankorada which gives Power Supply to Hospital, School, industrial customers. Also, Feeder passes through forest area and encounter frequent tripping.

	Hence to mitigate issue load need to be shifted. There is another feeder from Palaspur PSS, Sahaspur feeder (length 0.5CKM, conductor size 100Sq.mm). no load has yet been assigned to this feeder. Hence load from Ankorada feeder to Sahaspur will be shifted via new link line of 0.25 CKM from Jalamara to Palaspur Bridge. This proposal will improve the reliability in the area & enhance customer satisfaction and will also create N-1 arrangement among two feeders.

Sr No	31
Circle-Division	Berhampur-HED
Existing 11 kV Feeder Name	Darubhadra
Location From	Godhrapalli Chowk
Location To	Godhrapalli Village
Considered Length (CKM)	0.8
No. of Bay required	-
Project Cost (Cr.)	0.11
Proposed Conductor (Sq.mm)	100
Considered Year	2028
Technical Justification	Darubhadra feeder originates from S. Ambagaon PSS having length of approx. 21 CKM & Peak load of feeder is 102 Amps. Supplying to 3683 consumers. Existing 11kV feeder passing over the r Godhrapalli area in paddy field low land & water-logged area and there is no scope of erection for intermediate poles to maintain ground clearance resulting very critical unsafe conditions. Due to which difficult maintenance & long how power outages experienced during any fault. To avoid such situation necessary link line required to divert the existing route from Godhrapalli Village to Godhrapalli chowk. This proposal will improve the reliability in the area & enhance customer satisfaction

Sr No	32
Circle-Division	Berhampur-HED
Existing 11 kV Feeder Name	Kurula
Location From	Khairabati village

Location To	Khairabati OLIC
Considered Length (CKM)	0.5
No. of Bay required	-
Project Cost (Cr.)	0.07
Proposed Conductor (Sq.mm)	100
Considered Year	2028
Technical Justification	Kurula feeder originates from Adapada PSS having length of approx. 26 CKM & Peak load of feeder is 69 Amps. Supplying to 3683 consumers. Existing feeder Crossed Multiple time Ghodahada River & this Feeder passed near growing heavy vegetation near last branch crossing rivier Due to this, significant difficulties are faced during maintenance activities, especially under harsh weather conditions. To avoid that situation a river crossing by link Line & re-routing of the from Khairabati Village to Khairabti Olic point This proposal will improve the reliability in the area & enhance customer satisfaction

Sr No	33
Circle-Division	Berhampur-HED
Existing 11 kV Feeder Name	Jura-Padmanvapur
Location From	Raghunathpur
Location To	Jura
Considered Length (CKM)	2.2
No. of Bay required	-
Project Cost (Cr.)	0.33
Proposed Conductor (Sq.mm)	100
Considered Year	2028
Technical Justification	Jura Feeder is Emanating from Palaspur PSS, Length approx. 22CKm, Peak Load -22Amps and consumer 1709 no. approx. Padmanavapuir Feeder is emanating from Sheragada PSS , Length -45Ckm, Peak Load 75 – and consumer 4361 no's approx., Due Lengthy Padmanavapur Feeder experiencing high tripping & long Power outages. To mitigate the issue proposed new link line from

	Raghunathpur to Jura 2.2 Ckm. This Proposed will reduce Length Padmanvapur Feeder This proposal will improve the reliability in the area & enhance customer satisfaction and will also create N-1 arrangement among two feeders

Sr No	34
Circle-Division	Berhampur-HED
Existing 11 kV Feeder Name	Bhabandha-D Pattapur
Location From	Hantosh
Location To	Near Balaji Stone Crusher
Considered Length (CKM)	1.2
No. of Bay required	-
Project Cost (Cr.)	0.19
Proposed Conductor (Sq.mm)	100
Considered Year	2028
Technical Justification	11kV Bhabandha Feeder is Emanating from Gandala PSS Feeder Lengh- 20 approx., Peak Load 50 Amps& Consumer 2845 approx. This mainly serve to the industrial consumer like Stone crusher, Cashew industry, rice mill etc. Presently this feeder is in radial connectivity due which any break down or any exigency facing long power outages. To mitigate the issue link Line with D Patapur Feeder Emanating from Gandala PSS, Proposed Link Line 1.2 Ckm from Hantosh to Near Balaji Stone Crusher This proposal will improve the reliability in the area & enhance customer satisfaction and will also create N-1 arrangement among two feeders

Sr No	35
Circle-Division	Berhampur-PSED
Existing 11 kV Feeder Name	Polasara Town
Location From	PSS
Location To	HTB4201-179/25

Considered Length (CKM)	3.8
No. of Bay required/RMU	3
Project Cost (Cr.)	3.27
Proposed Conductor (Sq.mm)	UG 3Cx400
Considered Year	2028
Technical Justification	11 kV Polasara Town Feeder (Length-15 Ckm, Load- 213 Amps., Consumers-7433) emanates from 33/11 kV Polasara PSS. Feeder conductor size 55/80sqmm. Due to address the existing & future load growth of the feeder a new 11KV line is required to mitigate overloading issues of the feeder. The feeder supplies power to various government offices, schools, with other essential establishments, commercial & residential areas etc. The loads which are affected for long duration due to tripping. So, a new line 3.5 Ckm. Including proposed 11 KV RMU at Polasara PSS is proposed for Load Bifurcation. on New line 70 Amps and approx.3000 consumers will be diverted from existing Polasara Town Feeder. This proposal will improve the reliability in the region& enhance customer satisfaction This proposal will improve the reliability in the region & enhance customer satisfaction.

Sr No	36
Circle-Division	Berhampur-PSED
Existing 11 kV Feeder Name	Mathasarsingi
Location From	PSS
Location To	kodla outskirt
Considered Length (CKM)	1.6
No. of Bay required/RMU	1
Project Cost (Cr.)	1.58
Proposed Conductor (Sq.mm)	UG 3Cx400
Considered Year	2028
Technical Justification	Mathasarsingi feeder originates from Kodala PSS having length of 56.17 CKm & Peak load of feeder is 87 Amps. Total 5872 Nos of Consumer connected on the feeder. Feeder passes through forest area at tail end and encounter frequent tripping. Due to long span length reliability of the feeder is affected & interruption is also high. To maintain reliable & quality power supply to construct a new 11KV

	line from PSS to length reduction of existing Mathasarsingi feeder due to construction of New line approx. 30 Ckm length is reduced from Existing Matharsarsingi feeder. Approx. 15 A load & 600 to 1000 nos. consumer divert from existing feeder to proposed new feeder This proposal will improve the reliability in the area & enhance customer satisfaction.

Sr No	37
Circle-Division	Berhampur-PSED
Existing 11 kV Feeder Name	Mathasarsingi
Location From	Kodala outskirt
Location To	kinari
Considered Length (CKM)	4.5
No. of Bay required/RMU	-
Project Cost (Cr.)	0.66
Proposed Conductor (Sq.mm)	100
Considered Year	2028
Technical Justification	Mathasarsingi feeder originates from Kodala PSS having length of 56.17 CKm & Peak load of feeder is 87 Amps. Total 5872 Nos of Consumer connected on the feeder. Feeder passes through forest area at tail end and encounter frequent tripping. Due to long span length reliability of the feeder is affected & interruption is also high. To maintain reliable & quality power supply to construct a new 11KV line from PSS to length reduction of existing Mathasarsingi feeder due to construction of New line approx. 30 Ckm length is reduced from Existing Matharsarsingi feeder. Approx. 15 A load & 600 to 1000 nos. consumer divert from existing feeder to proposed new feeder This proposal will improve the reliability in the area & enhance customer satisfaction.

Sr No	38
Circle-Division	Berhampur-PSED
Existing 11 kV Feeder Name	DHUNKAPADA
Location From	KANTEIKOLIA
Location To	BARTINI
Considered Length (CKM)	2
No. of Bay required/RMU	

Project Cost (Cr.)	0.31
Proposed Conductor (Sq.mm)	100
Considered Year	2028
Technical Justification	DHUNKAPADA feeder originates from Chiripada PSS having length of 26 CKm & Peak load of feeder is 80 Amps. Total 3202 Nos of Consumer connected on the feeder. Load shifting 11KV Bartini feeder originate from Hatihota PSS. 11KV Bartini feeder length is 11.5 Ckm & load of feeder 22 A. total consumer 1149 Nos. The existing 11KV Dhunkapada feeder approx. 10-15 A load divert to 11KV Bartini feeder from supply to construct a new 11KV line from KANTEIKOLIA. This arrangement is beneficial for load shifting & also N-1 arrangement during maintenance activity for load divert from one feeder to another feeder from different PSS. This proposal will improve the reliability in the area & enhance customer satisfaction.

Sr No	39
Circle-Division	Bhanjnagar-BOED
Existing 11 kV Feeder Name	Junani-Gobjore
Location From	Lokapad
Location To	Faguna Maal
Considered Length (CKM)	1.3
No. of Bay required	
Project Cost (Cr.)	0.14
Proposed Conductor (Sq.mm)	100
Considered Year	2028
Technical Justification	Junani Feeder emanates from Gulagulapadar PSS. Peak load of the feeder is 22 Amps comprising of 842 consumers and conductor size in Trunk line 55 sq.mm and Branches 34 sq.mm. Length of the feeder is 24 CKM. Gobjore feeder emanates from Manamunda PSS. Peak load of the feeder is 97 Amps and conductor size in Trunk line & branches are 50 sq.mm providing power supply to 2143 consumers. Length of the feeder is 66 CKM. For improving system reliability & shifting of approx. 30A load and approx. 800 consumers from Gobjore feeder to Junani Feeder, a link line of 1.3 CKM is proposed from Lokapad to Faguna Maal.

	This proposal will improve the reliability in the area & enhance customer satisfaction and will also create N-1 arrangement among two feeders

Sr No	40
Circle-Division	Bhanjnagar-BOED
Existing 11 kV Feeder Name	Charichaka Station -Purunakatak
Location From	1)Kargilsahi Chhak 2)Police Station 3)Charichak Block
Location To	1)Faguna Maal 2)Tahsil Office 3)Charichak Station feeder
Considered Length (CKM)	2
No. of Bay required	
Project Cost (Cr.)	0.34
Proposed Conductor (Sq.mm)	100
Considered Year	2028
Technical Justification	Charichaka Station Feeder emanates from Charichak PSS. Peak load of the feeder is 10 Amps comprising of 278 consumers and conductor size in Trunk line 50 sq.mm and providing power supply to only important govt offices & buildings. Length of the feeder is 02 CKM. Purunakatak feeder also emanates from Charichaka PSS. Peak load of the feeder is 98 Amps and conductor size in Trunk line & branches are 50 sq.mm providing power supply to 3329 consumers comprising of rural and some important govt offices & critical buildings. Length of the feeder is 57 CKM. The Purunakatak Feeder is fault prone feeder & in case of fault in rural area all of the feeder supply gets affected including govt buildings i.e. Tehsil & Block office, fire station, Anshul Resort etc. For improving system reliability & shifting of approx. these critical 14 Nos DTR load from Purunakatak feeder to Charichaka Station Feeder, link line of 2 CKM is proposed from 1)Kargilsahi Chhak- Faguna Maal 2)Police Station- Tahsil Office 3)Charichak Block- Charichak Station feeder

	This proposal will improve the reliability in urban area and among critical consumers & enhance customer satisfaction.

Sr No	41
Circle-Division	Bhanjnagar-BOED
Existing 11 kV Feeder Name	Dahiya 1-Sagada
Location From	Kuaghara 25kVA (Dahiya 1)
Location To	Kuaghara 16kVA (Sagada)
Considered Length (CKM)	0.15
No. of Bay required	
Project Cost (Cr.)	0.02
Proposed Conductor (Sq.mm)	100
Considered Year	2028
Technical Justification	Dahiya 1 feeder emanating from Baunsuni PSS has length of 103 CKM and peak load of 133 A, supplying power to 4238 consumers. Sagada feeder is proposed from Gundulia PSS with proposed length of 44 CKM length & peak load of approx. 25 A. A link line of 0.15 CKM is proposed between Kuaghara 25kVA (Dahiya 1)- Kuaghara 16kVA (Sagada) for load transfer of approx. 20 A & 800 consumers from Dahiya 1 feeder to Sagada feeder. This proposal will improve the reliability in the area & enhance customer satisfaction and will also create N-1 arrangement among two feeders

Sr No	42
Circle-Division	BnED-Bhanjanagar
Existing 11 kV Feeder Name	KBpur
Location From	KBpur main road (KBpur feeder)
Location To	Bhaguapalli (Gangapur)
Considered Length (CKM)	0.2
No. of Bay required	
Project Cost (Cr.)	0.19
Proposed Conductor (Sq.mm)	100
Considered Year	2028

Technical Justification	KBpur feeder originates from PSS having length of approx. 22 CKM & Peak load of feeder is 88. amps. Supplying to 3817 consumers. In KBpur area there are two villages Bhaguapalli & Ambatoli. Bhaguapalli village gets supply from Gangapur feeder & Ambatoli village gets supply from Kbpur feeder. Both feeders are on parallel side of Kbpur main road. When even supply gets interrupted in any feeder the affected village people create agitation for power supply restoration at Section office. To mitigate this frequent issue, it is proposed to divert the load of bhaguapalli village to KBpur feeder. After diversion, both villages will get supply from same feeder & there will be no complaints regarding power supply from two different feeders and both villages will get supply from same feeder i.e. KBpur feeder. This proposal will improve the reliability in the area & enhance customer satisfaction and will also create N-1 arrangement among two feeders.

Sr No	43
Circle-Division	BnED-Bhanjanagar
Existing 11 kV Feeder Name	Sanakodanda
Location From	Binjigiri
Location To	Bahadapadar
Considered Length (CKM)	3.5
No. of Bay required	-
Project Cost (Cr.)	0.52
Proposed Conductor (Sq.mm)	100
Considered Year	2028
Technical Justification	Sanakodanda feeder originates from Lalsingi PSS having length of approx. 29 CKM & Peak load of feeder is 34.94 amps. Supplying to 2803 consumers. The line section from Binjigiri to Bahadapadar, through river crossing due to which O&M team always facing challenges in maintenance of the line. In order to maintain the steady supply in Bahadapadar area & ease in attending breakdown route diversion of this line is proposed. Two

	nos. river crossing will be removed after this route diversion. After this proposed link line through road side area, its maintenance will be easy & restoration time will be reduced. This proposal will improve the reliability in the area & enhance customer satisfaction.

Sr No	44
Circle-Division	BnED-Bhanjanagar
Existing 11 kV Feeder Name	Tarasingi
Location From	Baradanda
Location To	Barasahi
Considered Length (CKM)	1.2
No. of Bay required	-
Project Cost (Cr.)	0.19
Proposed Conductor (Sq.mm)	100
Considered Year	2028
Technical Justification	Tarasingi feeder originates from Utilizing PSS having length of approx. 55 CKM & Peak load of feeder is 36.53 amps. Supplying to 4044 consumers. The line section from Baradanda to Barasahi runs through a significantly dense forest area which also falls under elephant movement area. This particular stretch also encounters the challenges of three river crossings, due to which O&M team faces difficulty at the time of breakdown. During the rainy season, this area frequently faces interruptions, leading to extended periods required for line restoration, which causes inconvenience to consumers. To overcome these persistent challenges, this new link line is proposed alongside road. After this proposed link line, its maintenance will be easy & restoration time will be reduced. This proposal will improve the reliability in the area & enhance customer satisfaction.

Sr No	45
Circle-Division	BnED-Bhanjanagar
Existing 11 kV Feeder Name	KBpur
Location From	Barata
Location To	Dahimundali & K. Nuagada

Considered Length (CKM)	0.8
No. of Bay required	-
Project Cost (Cr.)	0.11
Proposed Conductor (Sq.mm)	100
Considered Year	2028
Technical Justification	KBpur feeder originates from PSS having length of approx. 22 CKM & Peak load of feeder is 88 amps. Supplying to 3817 consumers. During rainy seasons, the line section from Barata to Dahimundali & K. Nuagada, submerged in water due to which O&M team is facing difficulty every year in maintenance work & line restoration work also gets delayed during breakdown due to this condition. To mitigate these issues faced by field team, this route diversion of the line is proposed. This route diversion line will help to maintain steady and reliable power supply in rainy season and maintenance work will also be done efficiently. This proposal will improve the reliability in the area & enhance customer satisfaction.

Sr No	46
Circle-Division	Bhanjanagar-PED
Existing 11 kV Feeder Name	Dutipada
Location From	Nuasahi
Location To	Panisal
Considered Length (CKM)	4
No. of Bay required	-
Project Cost (Cr.)	0.59
Proposed Conductor (Sq.mm)	100
Considered Year	2026
Technical Justification	Dutipada feeder originates from Khajuripada PSS having length of approx. 187 CKM & Peak loads of feeder is 49amps. Supplying to 4138 consumers. Dutipada Feeder passes through a long ghati (hilly), which is highly prone to interruptions due to adverse terrain, vegetation, and weather-related issues. During feeder breakdowns in this section, maintenance activities and fault restoration become extremely challenging because of the

	difficult accessibility of the area. Patrolling, fault identification, and repair works require considerable time, resulting in prolonged power interruptions to the downstream consumers. The existing network has limited operational flexibility, and any fault occurring in the ghati portion leads to complete disruption of power supply to the affected areas until the fault is rectified. This adversely impacts supply reliability indices and consumer satisfaction. To address this issue, construction of a new line is proposed by the roadside which will divert the line from Ghati and will be easy in maintenance of the supply. To avoid delay identification and restoration this route diversion will be very helpful in supplying reliable power supply to the consumer.

Sr No	47
Circle-Division	Bhanjanagar-PED
Existing 11 kV Feeder Name	Bataguda
Location From	Dudugum (Mahasing feeder)
Location To	Dudugum (Bataguda feeder)
Considered Length (CKM)	0.25
No. of Bay required	
Project Cost (Cr.)	0.02
Proposed Conductor (Sq.mm)	100
Considered Year	2026
Technical Justification	Bataguda Feeder originates from Baliguda PSS and has a total line length of 106.7 CKm with a peak load of 18 Amps, catering to 1,694 consumers. The feeder covers a vast geographical area, including Adimaha GP and Badakata GP, which are located at the extreme tail end of the feeder. These two GPs pass through and are situated in a dense forest area, making the feeder highly vulnerable to frequent interruptions and posing significant challenges during breakdown restoration. Whenever a fault occurs on Bataguda Feeder, Adimaha and Badakata GPs get isolated from the rest of the network and remain without power supply for extended durations due to difficult accessibility and the time required for patrolling and fault rectification in the forest stretch. Consequently, consumers in these areas

	face frequent outages, prolonged interruptions, and poor reliability of power supply. On the other hand, Adimaha and Badakata GPs are located in close proximity to Mahasing Feeder emanating from K. Nuagaon PSS, which is presently carrying a peak load of only 13 Amps and has capacity to accommodate the additional load. The areas are also more easily approachable from Masaing Feeder, enabling quicker fault localization and restoration activities. Hence load of these two GPs from Bataguda feeder to Mahasing feeder will be shifted via new link line of 0.25 CKM from Dudugum Bataguda tapping point to Dudugum Mahasing point. This proposal will improve the reliability in the area & enhance customer satisfaction and will also create N-1 arrangement among two feeders.

Sr No	48
Circle-Division	Bhanjanagar-PED
Existing 11 kV Feeder Name	Simanbadi
Location From	Pakari GP (Simanbadi feeder)
Location To	Pakari (Partamaha feeder)
Considered Length (CKM)	4
No. of Bay required	
Project Cost (Cr.)	0.35
Proposed Conductor (Sq.mm)	100
Considered Year	2026
Technical Justification	Simanbadi Feeder originates from Daringbadi PSS and has a total line length of 215 CKm with a peak load of 64 Amps, catering to 5623 consumers. The feeder covers a vast geographical area. Pakri GP pass through and are situated in a dense forest area, making the feeder highly vulnerable to frequent interruptions as it also gets disturbed due to continuous interruption due to elephant movement area and posing significant challenges during breakdown restoration. Whenever there is movement of elephants before this area, Pakri GPs get isolated from the rest of the network and remain without power supply for extended durations due to difficult accessibility and the time required for patrolling

	and fault rectification in the forest stretch. Consequently, consumers in these areas face frequent outages, prolonged interruptions, and poor reliability of power supply. On the other hand, Pakri GP is located in close proximity to Pratmaha Feeder emanating from K. Daringbadi PSS, which is presently carrying a peak load of only 13 Amps and has capacity to accommodate the additional load. The areas are also more easily approachable from Pratamaha, enabling quicker fault localization and restoration activities and eliminates interruption due to elephant movement. Hence load of Pakri GPs from Simanbadi feeder to Pratmaha feeder will be shifted via new link line of 4 CKM. This proposal will improve the reliability in the area & enhance customer satisfaction and will also create N-1 arrangement among two feeders.

Sr No	49
Circle-Division	Rayagada-RED
Existing 11 kV Feeder Name	JK Pur (Amlabhatta PSS)
Location From	Amlabhatta PSS
Location To	J K Pur
Considered Length (CKM)	3
No. of Bay required	1
Project Cost (Cr.)	0.82
Proposed Conductor (Sq.mm)	100
Considered Year	2028
Technical Justification	11 kV JK Pur Feeder (Length-27 Ckm, Load- 180 Amps., Consumers-6932) emanates from 33/11 kV Amlabhatta PSS. Owing to the length, there is frequent tripping as well as low voltage at tail end of the feeder. The feeder supplies power to some of the government loads, commercial loads which are affected for long duration due to tripping. So, a new line 3 Ckm. with 1No New 11 kV bay at Amlabhatta PSS is proposed for Load Bifurcation. On New line 60 Amps and approx.1000 consumers will be diverted from existing JK Pur Feeder.

	This proposal will improve the reliability in the region & enhance customer satisfaction.

Sr No	50
Circle-Division	Rayagada-RED
Existing 11 kV Feeder Name	Tikiri Town
Location From	Sorisipadar PSS
Location To	Harisdarpur Railway Crossing
Considered Length (CKM)	5
No. of RMU required	1
Project Cost (Cr.)	0.69
Proposed Conductor (Sq.mm)	100
Considered Year	2028
Technical Justification	11 kV Tikiri Town Feeder (Length-125 Ckm, Load- 123 Amps., Consumers-6890) emanates from 33/11 kV Sorisipadar PSS. Owing to the length, there is frequent tripping as well as low voltage at tail end of the feeder. The feeder supplies power to some of the government loads, commercial loads which are affected for long duration due to tripping. So, a new line 5 Ckm. with 1No New 11 kV RMU at Sorisipadar PSS is proposed for Load Bifurcation. On New line 80 Amps and approx.1500 consumers will be diverted from existing Tikiri Town Feeder. This proposal will improve the reliability in the region & enhance customer satisfaction.

Sr No	51
Circle-Division	Rayagada-RED
Existing 11 kV Feeder Name	Seriguma Town
Location From	Sikarpai PSS
Location To	Jhamisahi AB Switch
Considered Length (CKM)	1.5
No. of Bay required	1
Project Cost (Cr.)	0.35
Proposed Conductor (Sq.mm)	100
Considered Year	2028

Technical Justification	11 kV Seriguma Town Feeder (Length-135 Ckm, Load- 29 Amps., Consumers-2500) emanates from 33/11 kV Sikarpai PSS. Owing to the length, there is frequent tripping as well as low voltage at tail end of the feeder. The feeder supplies power to some of the government loads, commercial loads which are affected for long duration due to tripping. So, a new line 1.5 Ckm. with 1No New 11 kV Bay at Sikarpai PSS is proposed for Load Bifurcation. On New line 15 Amps and approx. 500 consumers will be diverted from existing Seriguma Feeder. This proposal will improve the reliability in the region & enhance customer satisfaction.

Sr No	52
Circle-Division	Rayagada-RED
Existing 11 kV Feeder Name	Muniguda Town
Location From	Joga Panda S/S
Location To	Adam S/S
Considered Length (CKM)	0.25
No. of Bay required	-
Project Cost (Cr.)	0.04
Proposed Conductor (Sq.mm)	100
Considered Year	2028
Technical Justification	Muniguda Town feeder originates from Muniguda PSS having length of approx. 14 CKM & Peak load of feeder is 149 amps. Supplying to 4664 consumers. Existing 11kV feeder running over residential area at MAA MAHA LAXMI PUJA GROUND and there is no scope of erection for intermediate poles to maintain ground clearance resulting very critical unsafe conditions. To avoid low ground clearance, necessary link line required to divert the existing route from Joga Panda S/S – Adam S/S. This proposal will improve the reliability in the area & enhance customer satisfaction

Sr No	53
Circle-Division	Rayagada- PKED
Existing 11 kV Feeder Name	Putrupada
Location From	R Udaygiri PSS

Location To	Tuman
Considered Length (CKM)	4.5
No. of Bay required	1
Project Cost (Cr.)	0.60
Proposed Conductor (Sq.mm)	100
Considered Year	2028
Technical Justification	11 kV Putrupada Feeder (Length-75 Ckm, Load- 9 Amps., Consumers-2040) emanates from 33/11 kV R Udaygiri PSS. Owing to the length, there is frequent tripping as well as low voltage at tail end of the feeder. So, a new line 4.5 Ckm. With construction of new 11 kV bay at R Udaygiri PSS is proposed for Load Bifurcation and length reduction. On New approx.100 consumers will be diverted from existing Putrupada Feeder. And the length of existing Putrupada feeder will be reduced to 40CKM. This proposal will improve the reliability in the region & enhance customer satisfaction.

Sr No	54
Circle-Division	Rayagada- PKED
Existing 11 kV Feeder Name	Sara
Location From	Sara Road
Location To	Khandava
Considered Length (CKM)	0.5
No. of Bay required	-
Project Cost (Cr.)	0.04
Proposed Conductor (Sq.mm)	100
Considered Year	2028
Technical Justification	Sara feeder originates from Khandava PSS having length of approx. 28 CKM & Peak load of feeder is 30amps. Supplying to 1900 consumers. Existing 11kV feeder running over pond near sara road and there is very critical unsafe conditions. To avoid such situation, necessary link line required to divert the existing route from Sara Road -Khandava. This proposal will improve the reliability in the area & enhance customer satisfaction

Sr No	55
Circle-Division	Rayagada-GED
Existing 11 kV Feeder Name	Bikrampur
Location From	Bikrampur PSS
Location To	Bharsing
Considered Length (CKM)	0.2
No. of Bay required	1
Project Cost (Cr.)	0.23
Proposed Conductor (Sq.mm)	100
Considered Year	2028
Technical Justification	11 kV Bikrampur Feeder (Length-**12** Ckm, Load- 36 Amps., Consumers-2600) emanates from 33/11 kV Bikrampur PSS. Owing to the length, there is frequent tripping as well as low voltage at tail end of the feeder. The feeder supplies power to some of the industrial loads which are affected for long duration due to tripping. So, a new line 0.2 Ckm. with 1No New 11 kV bay at Bikrampur PSS is proposed for Load Bifurcation. On New line 15 Amps and approx.1000 consumers will be diverted from existing Bikrampur Feeder. This proposal will improve the reliability in the region & enhance customer satisfaction.

Sr No	56
Circle-Division	Rayagada-GED
Existing 11 kV Feeder Name	Lalbi
Location From	Kailaishpur PSS
Location To	Hatikhamba
Considered Length (CKM)	5.5
No. of Bay required	1
Project Cost (Cr.)	0.68
Proposed Conductor (Sq.mm)	100
Considered Year	2028
Technical Justification	11 kV Lalbi Feeder (Length-76 Ckm, Load- 34 Amps., Consumers-1500) emanates from 33/11 kV Kailaishpur PSS. Due to the long length of the feeder, frequent tripping and low voltage at the tail-end have been observed, adversely affecting the quality and reliability of power supply.

	Due to that consumers experience prolonged interruptions whenever tripping occurs. To address these issues, it is proposed to construct a new 11 kV line of approximately 2.5 ckm, along with one new 11 kV bay at Kailaishpur PSS, for bifurcation of the existing feeder load. The feeder supplies power to some of the industrial loads which are affected for long duration due to tripping. So, a new line 2.5 Ckm. with 1No New 11 kV bay at Kailaishpur PSS is proposed for Load Bifurcation. On New line 15 Amps and approx.500 consumers will be diverted from existing Kailaishpur Feeder. This proposal will improve the reliability in the region & enhance customer satisfaction.

Sr No	57
Circle-Division	Rayagada-GED
Existing 11 kV Feeder Name	Palupai
Location From	Kondajam AB Switch
Location To	Palupai
Considered Length (CKM)	1.5
No. of Bay required	-
Project Cost (Cr.)	0.14
Proposed Conductor (Sq.mm)	100
Considered Year	2028
Technical Justification	Palupai feeder originates from Ramnaguda PSS having length of approx. 37 CKM & Peak loads of feeder is 29 amps. Supplying to 950 consumers. Existing 11kV feeder running over residential area at Palupai road and there is no scope of erection for intermediate poles to maintain ground clearance resulting very critical unsafe conditions. To avoid low ground clearance, necessary link line required to divert the existing route from Kondajam AB Switch – Palupai. This proposal will improve the reliability in the area & enhance customer satisfaction

Sr No	58
Circle-Division	Jeypore-NED
Existing 11 kV Feeder Name	Chatabeda
Location From	Lalpara
Location To	Kumuli
Considered Length (CKM)	2.5
No. of Bay required	
Project Cost (Cr.)	0.22
Proposed Conductor (Sq.mm)	100
Considered Year	2028
Technical Justification	The 11kV Chatabeda feeder emanating from Raighar PSS having length of 111 CKm & recorded a Peak load of 117 Amps. A total 4534 Nos of Consumer connected on this feeder which gives Power Supply to School, agriculture customers and also rural Consumers. This Feeder passes through forest area resulting frequent tripping and the restoration of power supply takes a lot of time due to its longer length of line & difficult accessibility. There is another feeder from Raighar PSS i.e. Chelidongari feeder (length 20 Ckm, conductor size 34 Sq.mm & recorded Peak load of 16 Amp). Hence to enhancing the reliability of power supply & Part of the load need to be shifted from this feeder to 11 kV Chhelidongari feeder of Raighar PSS. This proposal will improve the reliability in the area, reduce the outage duration, enhance customer satisfaction and will also create N-1 arrangement among two feeders.

Sr No	59
Circle-Division	Jeypore-NED
Existing 11 kV Feeder Name	Ekamba
Location From	Podagada
Location To	Saratpada
Considered Length (CKM)	4.5
No. of Bay required	
Project Cost (Cr.)	0.40
Proposed Conductor (Sq.mm)	100
Considered Year	2028

Technical Justification	The ekamba feeder originating from Jharigam PSS having length of 121 CKm & recorded a Peak load of 63 Amps. A total of 3536 Nos of Consumer connected on this feeder which gives Power Supply to School, Agriculture customers and also rural Consumers. Feeder passes through forest area and encounter frequent tripping. This result into reliability issue & the restoration of power supply takes a lot of time due to its longer length of line & difficult accessibility. There is another feeder from Jharigam PSS i.e. Hatibadi feeder (length 15 Ckm, conductor size 34 Sq.mm & Peak load of Hatibadi feeder is 7 Amp). Hence load from Chatabeda feeder to Hatibadi feeder will be shifted via new link line of 4.5 Ckm from Podagada tapping point to Saraguda. This proposal will improve the reliability in the area & enhance customer satisfaction and will also create N-1 arrangement among two feeders.

Sr No	60
Circle-Division	Jeypore-MED
Existing 11 kV Feeder Name	Orangi-K. Gumma
Location From	Binguguda
Location To	Durkaguda Tapping
Considered Length (CKM)	1
No. of Bay required	
Project Cost (Cr.)	0.10
Proposed Conductor (Sq.mm)	100
Considered Year	2028
Technical Justification	Gumma Town feeder which is originates from K. Gumma PSS and it gives Power Supply to School, industrial customers within town area, peak load -27Amps. Orangi feeder originates from K. Gumma PSS having length of 53 CKm & Peak load of feeder is 16 Amps. Total 1452 Nos of Consumer connected on the feeder. This feeder feeds power supply to rural area and some portion of Guma Town area. This result into shutdown to urban customers. Hence to mitigate issue urban load need to be shifted to Guma Town

	from Orangi Feeder via new link line of 1 CKM from Binguguda to Durkaguda tapping point. This proposal will improve the reliability in the area & enhance customer satisfaction.

Sr No	61
Circle-Division	Jeypore-MED
Existing 11 kV Feeder Name	Damsite- Pandripani
Location From	BAUNSHA GUDA
Location To	JHATIGUDA
Considered Length (CKM)	2.5
No. of Bay required	
Project Cost (Cr.)	0.22
Proposed Conductor (Sq.mm)	100
Considered Year	2028
Technical Justification	Damsite feeder originates from Malkangiri PSS having length of 77 CKm & Peak load of feeder is 63 Amps. Total 3298 Nos of Consumer connected on the feeder. Dansite feeder which gives Power Supply to School, industrial customers within town area and also rural Consumers. Feeder passes through forest area and encounter frequent tripping. This result into shutdown to urban customers. Hence to mitigate issue urban load need to be shifted. There is another feeder from Pandripani PSS, Padmagiri feeder (length 30CKM, conductor size 55Sq.mm). Peak load of Padmagiri feeder is 12 AMP. Hence load from Damsite feeder to Padmagiri will be shifted via new link line of 2.5 CKM from Baunshaguda tapping point to Jhatiguda. This proposal will improve the reliability in the area & enhance customer satisfaction and will also create N-1 arrangement among two feeders.

Sr No	62
Circle-Division	Jeypore-MED
Existing 11 kV Feeder Name	Ayappa-Balimela Town
Location From	Balimela PSS
Location To	SBI DSS
Considered Length (CKM)	0.4

No. of Bay required	
Project Cost (Cr.)	0.03
Proposed Conductor (Sq.mm)	100
Considered Year	2028
Technical Justification	Ayappa & Balimela Town feeder originates from Balimela PSS. Both feeders are on same pole around 400mtr, for safety point of view 400mtr new line is required to shift the Ayappa feeder from the Balimela town feeder.

Sr No	63
Circle-Division	Jeypore-JED
Existing 11 kV Feeder Name	Sargiguda
Location From	B Singhpur PSS
Location To	Ranaspur
Considered Length (CKM)	3
No. of Bay required	1
Project Cost (Cr.)	0.47
Proposed Conductor (Sq.mm)	100
Considered Year	2028
Technical Justification	11 kV Sargiguda Feeder (Length-107 Ckm, Load- 82 Amps., Consumers-4797) emanates from 33/11 kV B Singhpur PSS. Owing to the length, there is frequent tripping as well as low voltage at tail end of the feeder. The feeder supplies power to some of the industrial loads which are affected for long duration due to tripping. So, a new line 3 Ckm. with 11 kV bay at B singhpur PSS is proposed for Load Bifurcation. On New line 30 Amps and approx.1000 consumers will be diverted from existing Sargiguda Feeder. This proposal will improve the reliability in the region & enhance customer satisfaction.

Sr No	64
Circle-Division	Jeypore-JED
Existing 11 kV Feeder Name	Ramagiri (Boipariguda)
Location From	Hariguda
Location To	Boipariguda PSS & Bhejapabli
Considered Length (CKM)	4
No. of Bay required	1

Project Cost (Cr.)	0.71
Proposed Conductor (Sq.mm)	100
Considered Year	2027-2028
Technical Justification	11 kV Ramagiri Feeder (Length-277 Ckm, Load- 53 Amps., Consumers-6558) emanates from 33/11 kV Boipariguda PSS. Owing to the length, there is frequent tripping as well as low voltage at tail end of the feeder. Whenever a breakdown occurs, it sometimes takes 4–5 days to restore some of the branches. After emanating from the PSS, the feeder reaches a four-pole structure at Hariguda, about 2 km away, where it divides into three branches Kenduguda, Limaguda, and Ramagiri. So, a new 2 km line from the PSS to the four-pole structure at Hariguda, with bay at the PSS is proposed to isolate the kenduguda branch. Further, a 2 km link line between Hariguda and Bhejapabli is proposed to interconnect the Limaguda Branch with the Old Digapur Feeder, which emanates from Boipariguda PSS. This proposal will improve the reliability in the region & enhance customer satisfaction.

Sr No	65
Circle-Division	Jayapur-JED
Existing 11 kV Feeder Name	Lamtaput Town
Location From	Lamtaput Town New Feeder
Location To	Lamtaput Rural DT Tapping
Considered Length (CKM)	0.5
No. of Bay required	1
Project Cost (Cr.)	0.25
Proposed Conductor (Sq.mm)	100
Considered Year	2027-2028
Technical Justification	11 kV Lamtaput Feeder (Length-72 Ckm, Load- 50 Amps., Consumers-5000) emanates from 33/11 kV Lamtaput PSS. Owing to the length, there is frequent tripping as well as low voltage at tail end of the feeder. Consumers are affected for long duration due to tripping. So, 6 no's new line total 0.5 Ckm to connect town transformer with 11 kV bay at Lamtaput PSS is proposed

	for Load Bifurcation. On New line 10 Amps and approx.1800 consumers will be diverted from existing Lamtaput Town Feeder to Lamtaput Rural Feeder. This proposal will improve the reliability in the region & enhance customer satisfaction.

Sr No	66
Circle-Division	Jeypore-JED
Existing 11 kV Feeder Name	Kotpad
Location From	Kotpad PSS
Location To	Sai Temple
Considered Length (CKM)	2.5
No. of Bay required	1
Project Cost (Cr.)	0.59
Proposed Conductor (Sq.mm)	100
Considered Year	2027-2028
Technical Justification	11 kV Kotpad Feeder (Length-20 Ckm, Load- 75 Amps., Consumers-5272) emanates from 33/11 kV B Kotpad PSS. Owing to the length, there is frequent tripping as well as low voltage at tail end of the feeder. The feeder supplies power to town consumer as well as Rural Consumers. So, a new line 2.5 Ckm. with 11 kV bay at Kotpad PSS is proposed for Load Bifurcation and Urban Rural separation. On New line 30 Amps and approx.1300 consumers will be diverted from existing Kotpad Feeder. This proposal will improve the reliability in the region & enhance customer satisfaction.

Sr No	67
Circle-Division	Jeypore-JED
Existing 11 kV Feeder Name	Girla
Location From	Ekamba (Neherupali)
Location To	Sargiguda
Considered Length (CKM)	2
No. of Bay required	
Project Cost (Cr.)	0.18
Proposed Conductor (Sq.mm)	100
Considered Year	2027-2028

Technical Justification	Girla feeder originates from Kotpad PSS having length of 96 CKm & Peak load of feeder is 21 Amps. Total 4400 Nos of Consumer connected on the feeder. Girla which gives Power Supply to some industrial customers with rural Consumers. Owing to the length and Feeder passes through paddy land, there is frequent tripping as well as low voltage at tail end of the feeder. Hence to mitigate issue load need to be shifted. There is another feeder from SB Nuagaon PSS, Ekamba feeder (length 27CKM, conductor size 55Sq.mm). Peak load of Ekamba feeder is 20 AMP. Hence load from Girla feeder to Ekamba will be shifted via new link line of 2 CKM from Ekamba (Neherupali) to Sargiguda. This proposal will improve the reliability in the area & enhance customer satisfaction and will also create N-1 arrangement among two feeders.

Sr No	68
Circle-Division	Jayapur-JED
Existing 11 kV Feeder Name	Chalanguda/Kaliaguda
Location From	Chalanguda
Location To	Pamolin Pump House
Considered Length (CKM)	2.4
No. of Bay required	
Project Cost (Cr.)	0.21
Proposed Conductor (Sq.mm)	100
Considered Year	2027-2028
Technical Justification	B. Maliguda feeder originates from Nabarangpur PSS having length of 120 CKm & Peak load of feeder is 70 Amps. Total 4268 Nos of Consumer connected on the feeder. B. Maliguda which gives Power Supply to Hospital, Block office, School, industrial customers within Nabarangpur town area and also gives power supply some rural Consumers under JED. Feeder passes through forest area and encounter frequent tripping. For supplying electricity to the consumers under the JED Division through the JED Division's 11 kV feeder load need to be shifted from Nabarangpur PSS, B Maliguda Feeder to

	Chalanguda PSS, Chalanguda feeder (length 25CKM, conductor size 55/34Sq.mm). Peak load of Chalanguda feeder is 17 AMP. Hence load from B.Maliguda feeder to Chalanguda feeder will be shifted via new link line of 2.4 CKM from Chalanguda to Pamolin Pump House . This proposal will improve the reliability in the area & enhance customer satisfaction and will also create N-1 arrangement among two feeders.

Sr No	69
Circle-Division	Jeypore-KED
Existing 11 kV Feeder Name	Kunduli
Location From	PSS
Location To	Hatapada Renga Tap
Considered Length (CKM)	3.4
No. of Bay/RMU required	1
Project Cost (Cr.)	0.56
Proposed Conductor (Sq.mm)	100
Considered Year	2028
Technical Justification	Kunduli feeder originates from Kunduli PSS having feeder length of 47 Ckm & Peak load of the feeder is 12 Amps. Pungar feeder which gives Power Supply to Hospital, Block office, School, industrial customers within town area and also rural Consumers. Feeder passes through forest area and encounter frequent tripping. This result into shutdown to urban customers. Hence to mitigate the issue, urban load needs to be segregated to another new feeder from Kunduli PSS, This proposal will improve the reliability in the area, enhance customer satisfaction and will also create N-1 arrangement among two feeders.

Sr No	70
Circle-Division	Jeypore-KED
Existing 11 kV Feeder Name	Champi
Location From	Laxmipur Railway Station Chhak

Location To	Sulachana Nagar
Considered Length (CKM)	1.5
No. of Bay required	0
Project Cost (Cr.)	0.39
Proposed Conductor (Sq.mm)	100
Considered Year	2028
Technical Justification	Champi feeder originates from Laxmipur PSS having feeder length of 65 Ckm & Peak load of the feeder is 26 Amps. Total 2289 Nos of Consumers connected to this feeder. Champi feeder which gives Power Supply to Hospital, Block office, School, industrial customers within town area and also rural Consumers. Feeder passes through forest area and encounter frequent tripping. This result into shutdown to urban customers. Hence to mitigate the issue, urban load needs to be shifted to another new feeder from Laxmipur PSS, Champi feeder (length 1.5 Ckm, conductor size 100sqmm). Peak load of Champi feeder is 65 Amp. Hence load from Champi feeder to New feeder will be shifted via new link line of 1.5 CKM from Laxmipur PSS. This proposal will improve the reliability in the area, enhance customer satisfaction and will also create N-1 arrangement among two feeders.

Sr No	71
Circle-Division	Jeypore-KED
Existing 11 kV Feeder Name	Podagada No-2
Location From	OMP PSS
Location To	Railway Crossing Trunk Line
Considered Length (CKM)	3
No. of Bay required	1
Project Cost (Cr.)	1.30
Proposed Conductor (Sq.mm)	100
Considered Year	2028
Technical Justification	Podagada No-2 feeder originates from OMP PSS having feeder length of 241 Ckm & Peak load of the feeder is 100 Amps. Total 5060 Nos of Consumers connected to this feeder. Podagada No-2 feeder which gives Power Supply to Hospital, Block office, School, industrial customers

	within town area and also rural Consumers. Feeder passes through forest area and encounter frequent tripping. This result into shutdown to urban customers. Hence to mitigate the issue, urban load needs to be shifted to another new feeder from OMP PSS, Podagada No-2 feeder (length 3 Ckm, conductor size 100sqmm). Peak load of Podagada No-2 feeder is 241 Amp. Hence load from Podagada No-2 feeder to New feeder will be shifted via new link line of 3 CKM from OMP PSS. This proposal will improve the reliability in the area, enhance customer satisfaction and will also create N-1 arrangement among two feeders.

Sr No	72
Circle-Division	Jeypore-KED
Existing 11 kV Feeder Name	Panchada
Location From	Near Jagannath Temple
Location To	JMFC Quarter
Considered Length (CKM)	2
No. of Bay required	
Project Cost (Cr.)	0.18
Proposed Conductor (Sq.mm)	100
Considered Year	2028
Technical Justification	Panchada feeder originates from Kakriguma PSS having feeder length of 90 Ckm & Peak load of the feeder is 50 Amps. Total 1910 Nos of Consumers connected to this feeder. Panchada feeder which gives Power Supply to Hospital, Block office, School, industrial customers within town area and also rural Consumers. Feeder passes through forest area and encounter frequent tripping. This result into shutdown to urban customers. Hence to mitigate the issue, urban load needs to be shifted to another new feeder from Kakriguma PSS, Panchada feeder (length 2 Ckm, conductor size 100sqmm). Peak load of Panchada feeder is 90 Amp. Hence load from Panchada feeder to New feeder will be shifted via new link line of 2 CKM from Kakriguma PSS.

	This proposal will improve the reliability in the area, enhance customer satisfaction and will also create N-1 arrangement among two feeders.

Sr No	73
Circle-Division	Jeypore-KED
Existing 11 kV Feeder Name	Subai
Location From	Belaiguda PSS (11kV Subai Feeder)
Location To	Nandapur PSS (11kV Nandapur-2)
Considered Length (CKM)	2
No. of Bay required	
Project Cost (Cr.)	0.31
Proposed Conductor (Sq.mm)	100
Considered Year	2028
Technical Justification	Subai feeder originates from Semiliguda PSS having feeder length of 90 Ckm & Peak load of the feeder is 50 Amps. Total 2465 Nos of Consumers connected to this feeder. Subai feeder which gives Power Supply to Hospital, Block office, School, industrial customers within town area and also rural Consumers. Feeder passes through forest area and encounter frequent tripping. This result into shutdown to urban customers. Hence to mitigate the issue, urban load needs to be shifted to another new feeder from Semiliguda PSS, Subai feeder (length 2 Ckm, conductor size 100sqmm). Peak load of Subai feeder is 90 Amp. Hence load from Subai feeder to New feeder will be shifted via new link line of 2 CKM from Semiliguda PSS. This proposal will improve the reliability in the area, enhance customer satisfaction and will also create N-1 arrangement among two feeders.

Sr No	74
Circle-Division	Jeypore-KED
Existing 11 kV Feeder Name	Pungar
Location From-To	• Kunduli PSS (Kundui) - Pottanginpss (Pukali)

	• Remove Thuria from Kunduli Feeder, Removal Of Renga Branch From Pungar Feeder
Considered Length (CKM)	5.8
No. of Bay/RMU required	1
Project Cost (Cr.)	1.15
Proposed Conductor (Sq.mm)	100
Considered Year	2028
Technical Justification	Pukali feeder originates from Pottangi PSS having feeder length of 141 Ckm & Peak load of the feeder is 50 Amps. Total 3936 Nos of Consumers connected to this feeder. Pukali feeder which gives Power Supply to Hospital, Block office, School, industrial customers within town area and also rural Consumers. Feeder passes through forest area and encounter frequent tripping. This result into shutdown to urban customers. Hence to mitigate the issue, urban load needs to be shifted to another new feeder from Pottangi PSS, Pukali feeder (length 0.8 Ckm, conductor size 100sqmm). Peak load of Pukali feeder is 141 Amp. Hence load from Pukali feeder to New feeder will be shifted via new link line of 0.8 CKM from Pottangi PSS. This proposal will improve the reliability in the area, enhance customer satisfaction and will also create N-1 arrangement among two feeders.

Sr No	75
Circle-Division	Jeypore-KED
Existing 11 kV Feeder Name	Pukali
Location From-To	• Pottangi Pss To Maliput • Jaginaikguda To Upper Bodaliguda & Pss To Dudumaguda
Considered Length (CKM)	10.4
No. of Bay required	1
Project Cost (Cr.)	1.16
Proposed Conductor (Sq.mm)	100
Considered Year	2028

Technical Justification	Pukali feeder originates from Pottangi PSS having feeder length of 141 Ckm & Peak load of the feeder is 50 Amps. Total 3936 Nos of Consumers connected to this feeder. Pukali feeder which gives Power Supply to Hospital, Block office, School, industrial customers within town area and also rural Consumers. Feeder passes through forest area and encounter frequent tripping. This result into shutdown to urban customers. Hence to mitigate the issue, urban load needs to be shifted to another new feeder from Pottangi PSS, Pukali feeder (length 5 Ckm, conductor size 100sqmm). Peak load of Pukali feeder is 141 Amp. Hence load from Pukali feeder to New feeder will be shifted via new link line of 5 CKM from Pottangi PSS. This proposal will improve the reliability in the area, enhance customer satisfaction and will also create N-1 arrangement among two feeders.

Sr No	76
Circle-Division	Jeypore-KED
Existing 11 kV Feeder Name	Sunki
Location From	Pottangi Pss
Location To	Gangrajpur Airtel Tower
Considered Length (CKM)	3
No. of Bay required	1
Project Cost (Cr.)	0.52
Proposed Conductor (Sq.mm)	100
Considered Year	2028
Technical Justification	Sunki feeder originates from Pottangi PSS having feeder length of 254 Ckm & Peak load of the feeder is 55 Amps. Total 5466 Nos of Consumers connected to this feeder. Sunki feeder which gives Power Supply to Hospital, Block office, School, industrial customers within town area and also rural Consumers. Feeder passes through forest area and encounter frequent tripping. This result into shutdown to urban customers. Hence to mitigate the issue, urban load needs to be shifted to another

	new feeder from Pottangi PSS, Sunki feeder (length 5 Ckm, conductor size 100sqmm). Peak load of Sunki feeder is 254 Amp. Hence load from Sunki feeder to New feeder will be shifted via new link line of 5 CKM from Pottangi PSS. This proposal will improve the reliability in the area, enhance customer satisfaction and will also create N-1 arrangement among two feeders.

Sr No	77
Circle-Division	Jeypore-KED
Existing 11 kV Feeder Name	Sunki
Location From	Gangraj Pur
Location To	Baraja
Considered Length (CKM)	5
No. of Bay required	1
Project Cost (Cr.)	0.43
Proposed Conductor (Sq.mm)	100
Considered Year	2028
Technical Justification	Sunki feeder originates from Pottangi PSS having feeder length of 254 Ckm & Peak load of the feeder is 55 Amps. Total 5466 Nos of Consumers connected to this feeder. Sunki feeder which gives Power Supply to Hospital, Block office, School, industrial customers within town area and also rural Consumers. Feeder passes through forest area and encounter frequent tripping. This result into shutdown to urban customers. Hence to mitigate the issue, urban load needs to be shifted to another new feeder from Pottangi PSS, Sunki feeder (length 3 Ckm, conductor size 100sqmm). Peak load of Sunki feeder is 254 Amp. Hence load from Sunki feeder to New feeder will be shifted via new link line of 3 CKM from Pottangi PSS. This proposal will improve the reliability in the area, enhance customer satisfaction and will also create N-1 arrangement among two feeders.

Sr No	78
Circle-Division	Jeypore-KED
Existing 11 kV Feeder Name	Badel
Location From	Padua PSS
Location To	Paratha
Considered Length (CKM)	5
No. of Bay/RMU required	1
Project Cost (Cr.)	1.10
Proposed Conductor (Sq.mm)	100
Considered Year	2028
Technical Justification	Badel feeder originates from Padua PSS having feeder length of 223 Ckm & Peak load of the feeder is 35 Amps. Total 3409 Nos of Consumers connected to this feeder. Badel feeder which gives Power Supply to Hospital, Block office, School, industrial customers within town area and also rural Consumers. Feeder passes through forest area and encounter frequent tripping. This result into shutdown to urban customers. Hence to mitigate the issue, urban load needs to be shifted to another new feeder from Padua PSS, Badel feeder (length 5 Ckm, conductor size 100sqmm). Peak load of Badel feeder is 223 Amp. Hence load from Badel feeder to New feeder will be shifted via new link line of 5 CKM from Padua PSS. This proposal will improve the reliability in the area, enhance customer satisfaction and will also create N-1 arrangement among two feeders.

Sr No	79
Circle-Division	Jeypore-KED
Existing 11 kV Feeder Name	Damanjodi Rural
Location From	Anlabadi PSS
Location To	Dhepaguda Ghurmu
Considered Length (CKM)	4.5
No. of Bay required	1
Project Cost (Cr.)	0.60
Proposed Conductor (Sq.mm)	100

Considered Year	2028
Technical Justification	Damanjodi Rural feeder originates from Semiliguda PSS having feeder length of 102 Ckm & Peak load of the feeder is 61 Amps. Total 3074 Nos of Consumers connected to this feeder. Damanjodi Rural feeder which gives Power Supply to Hospital, Block office, School, industrial customers within town area and also rural Consumers. Feeder passes through forest area and encounter frequent tripping. This result into shutdown to urban customers. Hence to mitigate the issue, urban load needs to be shifted to another new feeder from Semiliguda PSS, Damanjodi Rural feeder (length 4.5 Ckm, conductor size 100sqmm). Peak load of Damanjodi Rural feeder is 102 Amp. Hence load from Damanjodi Rural feeder to New feeder will be shifted via new link line of 4.5 CKM from Semiliguda PSS. This proposal will improve the reliability in the area, enhance customer satisfaction and will also create N-1 arrangement among two feeders.

Sr No	80
Circle-Division	Jeypore-KED
Existing 11 kV Feeder Name	Girliguma
Location From	Dasmantpur Pss
Location To	Chikambo
Considered Length (CKM)	3.4
No. of Bay required	1
Project Cost (Cr.)	0.51
Proposed Conductor (Sq.mm)	100
Considered Year	2028
Technical Justification	Girliguma feeder originates from Dasmantpur PSS having feeder length of 135 Ckm & Peak load of the feeder is 45 Amps. Total 2594 Nos of Consumers connected to this feeder. Girliguma feeder which gives Power Supply to Hospital, Block office, School, industrial customers within town area and also rural Consumers. Feeder passes through forest area and encounter frequent tripping.

	This result into shutdown to urban customers. Hence to mitigate the issue, urban load needs to be shifted to another new feeder from Dasmantpur PSS, Girliguma feeder (length 3.5 Ckm, conductor size 100sqmm). Peak load of Girliguma feeder is 135 Amp. Hence load from Girliguma feeder to New feeder will be shifted via new link line of 3.5 CKM from Dasmantpur PSS. This proposal will improve the reliability in the area, enhance customer satisfaction and will also create N-1 arrangement among two feeders.

Sr No	81
Circle-Division	Jeypore-KED
Existing 11 kV Feeder Name	Balipeta
Location From	Narayanpatna Pss
Location To	Bikrampur
Considered Length (CKM)	2
No. of Bay required	1
Project Cost (Cr.)	0.39
Proposed Conductor (Sq.mm)	100
Considered Year	2028
Technical Justification	Balipeta feeder originates from Narayanpatna PSS having feeder length of 156 Ckm & Peak load of the feeder is 30 Amps. Total 3449 Nos of Consumers connected to this feeder. Balipeta feeder which gives Power Supply to Hospital, Block office, School, industrial customers within town area and also rural Consumers. Feeder passes through forest area and encounter frequent tripping. This result into shutdown to urban customers. Hence to mitigate the issue, urban load needs to be shifted to another new feeder from Narayanpatna PSS, Balipeta feeder (length 2 Ckm, conductor size 100sqmm). Peak load of Balipeta feeder is 156 Amp. Hence load from Balipeta feeder to New feeder will be shifted via new link line of 2 CKM from Narayanpatna PSS.

	This proposal will improve the reliability in the area, enhance customer satisfaction and will also create N-1 arrangement among two feeders.

Sr No	82
Circle-Division	Jeypore-KED
Existing 11 kV Feeder Name	Balipeta
Location From	Narayanpatna Pss
Location To	Palaput
Considered Length (CKM)	2
No. of Bay required	1
Project Cost (Cr.)	0.39
Proposed Conductor (Sq.mm)	100
Considered Year	2028
Technical Justification	Balipeta feeder originates from Narayanpatna PSS having feeder length of 156 Ckm & Peak load of the feeder is 30 Amps. Total 3449 Nos of Consumers connected to this feeder. Balipeta feeder which gives Power Supply to Hospital, Block office, School, industrial customers within town area and also rural Consumers. Feeder passes through forest area and encounter frequent tripping. This result into shutdown to urban customers. Hence to mitigate the issue, urban load needs to be shifted to another new feeder from Narayanpatna PSS, Balipeta feeder (length 2 Ckm, conductor size 100sqmm). Peak load of Balipeta feeder is 156 Amp. Hence load from Balipeta feeder to New feeder will be shifted via new link line of 2 CKM from Narayanpatna PSS. This proposal will improve the reliability in the area, enhance customer satisfaction and will also create N-1 arrangement among two feeders.

Sr No	83
Circle-Division	Jeypore-KED
Existing 11 kV Feeder Name	Semiliguda Town
Location From	Phd Near Sisu Mandir
Location To	Sln Nagar

Considered Length (CKM)	0.4
No. of Bay required	0
Project Cost (Cr.)	0.06
Proposed Conductor (Sq.mm)	100
Considered Year	2028
Technical Justification	Semiliguda Town feeder originates from Semiliguda PSS having feeder length of 5 Ckm & Peak load of the feeder is 61 Amps. Total 2948 Nos of Consumers connected to this feeder. Semiliguda Town feeder which gives Power Supply to Hospital, Block office, School, industrial customers within town area and also rural Consumers. Feeder passes through forest area and encounter frequent tripping. This result into shutdown to urban customers. Hence to mitigate the issue, urban load needs to be shifted to another new feeder from Semiliguda PSS, Semiliguda Town feeder (length 0.4 Ckm, conductor size 100sqmm). Peak load of Semiliguda Town feeder is 5 Amp. Hence load from Semiliguda Town feeder to New feeder will be shifted via new link line of 0.4 CKM from Semiliguda PSS. This proposal will improve the reliability in the area, enhance customer satisfaction and will also create N-1 arrangement among two feeders.

Sr No	84
Circle-Division	Jeypore-KED
Existing 11 kV Feeder Name	Semiliguda Town
Location From	Kailash Nagar
Location To	Kailash Nagar
Considered Length (CKM)	0.9
No. of Bay required	0
Project Cost (Cr.)	0.13
Proposed Conductor (Sq.mm)	100
Considered Year	2028
Technical Justification	Semiliguda Town feeder originates from Semiliguda PSS having feeder length of 5 Ckm & Peak load of the feeder is 61 Amps. Total 2948 Nos of Consumers connected to this

	feeder. Semiliguda Town feeder which gives Power Supply to Hospital, Block office, School, industrial customers within town area and also rural Consumers. Feeder passes through forest area and encounter frequent tripping. This result into shutdown to urban customers. Hence to mitigate the issue, urban load needs to be shifted to another new feeder from Semiliguda PSS, Semiliguda Town feeder (length 0.9 Ckm, conductor size 100sqmm). Peak load of Semiliguda Town feeder is 5 Amp. Hence load from Semiliguda Town feeder to New feeder will be shifted via new link line of 0.9 CKM from Semiliguda PSS. This proposal will improve the reliability in the area, enhance customer satisfaction and will also create N-1 arrangement among two feeders.

Sr No	85
Circle-Division	Jeypore-KED
Existing 11 kV Feeder Name	Semiliguda Town
Location From	Sambay Colony
Location To	Sambay Colony
Considered Length (CKM)	0.8
No. of Bay required	0
Project Cost (Cr.)	0.11
Proposed Conductor (Sq.mm)	100
Considered Year	2028
Technical Justification	Semiliguda Town feeder originates from Semiliguda PSS having feeder length of 5 Ckm & Peak load of the feeder is 61 Amps. Total 2948 Nos of Consumers connected to this feeder. Semiliguda Town feeder which gives Power Supply to Hospital, Block office, School, industrial customers within town area and also rural Consumers. Feeder passes through forest area and encounter frequent tripping. This result into shutdown to urban customers. Hence to mitigate the issue, urban load needs to be shifted to another

	new feeder from Semiliguda PSS, Semiliguda Town feeder (length 0.8 Ckm, conductor size 100sqmm). Peak load of Semiliguda Town feeder is 5 Amp. Hence load from Semiliguda Town feeder to New feeder will be shifted via new link line of 0.8 CKM from Semiliguda PSS. This proposal will improve the reliability in the area, enhance customer satisfaction and will also create N-1 arrangement among two feeders.

Sr No	86
Circle-Division	Jeypore-KED
Existing 11 kV Feeder Name	Semiliguda Town
Location From	Kodigaon
Location To	Kodigaon
Considered Length (CKM)	1.5
No. of Bay required	0
Project Cost (Cr.)	0.23
Proposed Conductor (Sq.mm)	100
Considered Year	2028
Technical Justification	Semiliguda Town feeder originates from Semiliguda PSS having feeder length of 5 Ckm & Peak load of the feeder is 61 Amps. Total 2948 Nos of Consumers connected to this feeder. Semiliguda Town feeder which gives Power Supply to Hospital, Block office, School, industrial customers within town area and also rural Consumers. Feeder passes through forest area and encounter frequent tripping. This result into shutdown to urban customers. Hence to mitigate the issue, urban load needs to be shifted to another new feeder from Semiliguda PSS, Semiliguda Town feeder (length 1.5 Ckm, conductor size 100sqmm). Peak load of Semiliguda Town feeder is 5 Amp. Hence load from Semiliguda Town feeder to New feeder will be shifted via new link line of 1.5 CKM from Semiliguda PSS.

	This proposal will improve the reliability in the area, enhance customer satisfaction and will also create N-1 arrangement among two feeders.

Sr No	87
Circle-Division	Bhanjanagar-PED
Existing 11 kV Feeder Name	Dasingbadi
Location From	DABERI(DASINGBADI)
Location To	DABERI(RUKANBADI)
Considered Length (CKM)	2
No. of Bay required	
Project Cost (Cr.)	0.18
Proposed Conductor (Sq.mm)	100
Considered Year	2028
Technical Justification	Dasingbadi Feeder originates from Daringbadi PSS and has a total line length of 209 CKm with a peak load of 71 Amps, catering to 4488 consumers. The feeder covers a vast geographical area. The feeder passes through and are situated in a dense forest area, making the feeder highly vulnerable to frequent interruptions as it also gets disturbed due to continuous interruption due to elephant movement area and posing significant challenges during breakdown restoration. Daberi, being the last part of the town under Dasingbadi Feeder, experiences frequent power interruptions whenever faults occur along the feeder route. This adversely affects the reliability of power supply to consumers in the area. On the other hand, Rukanbadi Feeder, which primarily serves the township area, passes in close proximity to Daberi and offers comparatively better reliability due to its shorter outage duration and priority restoration. Hence load of Daberi from Dasingbadi feeder to Rukanbadi feeder will be shifted via new link line of 2 CKM. This proposal will improve the reliability in the area & enhance customer satisfaction and will also create N-1 arrangement among two feeders.

Sr No	88
Circle-Division	Bhanjanagar-PED
Existing 11 kV Feeder Name	Simanbadi
Location From	SARINGIPI(SIMANBADI)
Location To	SARINGIPI(RUKANBADI)
Considered Length (CKM)	1.5
No. of Bay required	
Project Cost (Cr.)	0.14
Proposed Conductor (Sq.mm)	100
Considered Year	2028
Technical Justification	Simanbadi Feeder originates from Daringbadi PSS and has a total line length of 215 CKm with a peak load of 78 Amps, catering to 5623 consumers. The feeder covers a vast geographical area. The feeder passes through and are situated in a dense forest area, making the feeder highly vulnerable to frequent interruptions as it also gets disturbed due to continuous interruption due to elephant movement area and posing significant challenges during breakdown restoration. Saringipi, being the last part of the town under Simanbadi Feeder, experiences frequent power interruptions whenever faults occur along the feeder route. This adversely affects the reliability of power supply to consumers in the area. On the other hand, Rukanbadi Feeder, which primarily serves the township area, passes in close proximity to Saringipi and offers comparatively better reliability due to its shorter outage duration and priority restoration. Hence load of Saringipi from Simanbadi feeder to Rukanbadi feeder will be shifted via new link line of 1.5 CKM. This proposal will improve the reliability in the area & enhance customer satisfaction and will also create N-1 arrangement among two feeders.

Sr No	89
Circle-Division	Jeypore-KED
Existing 11 kV Feeder Name	Podagada No-2
Location From	PODAGADA PSS
Location To	11KV PODAGADA LINE

Considered Length (CKM)	14
No. of Bay/RMU required	1
Project Cost (Cr.)	1.45
Proposed Conductor (Sq.mm)	100
Considered Year	2028
Technical Justification	Podagada No-2 feeder originates from OMP PSS having feeder length of 241 Ckm & Peak load of the feeder is 100 Amps. Total 5060 Nos of Consumers connected to this feeder. Podagada No-2 feeder which gives Power Supply to Hospital, Block office, School, industrial customers within town area and also rural Consumers. Feeder passes through forest area and encounter frequent tripping. This result into shutdown to urban customers. Hence to mitigate the issue, urban load needs to be shifted to another new feeder from PODAGADA PSS, Podagada No-2 feeder (length 3 Ckm, conductor size 100sqmm). Hence load from Podagada No-2 feeder to New feeder will be shifted via new link line of 3 CKM from Podagada PSS. This proposal will improve the reliability in the area, enhance customer satisfaction and will also create N-1 arrangement among two feeders.

Sr No	90
Circle-Division	Jeypore-KED
Existing 11 kV Feeder Name	Chatuda-Hatguda
Location From	PADUA PSS
Location To	PADUA UPPER SAHI
Considered Length (CKM)	4.5
No. of Bay/RMU required	1
Project Cost (Cr.)	0.65
Proposed Conductor (Sq.mm)	100
Considered Year	2028
Technical Justification	Chatua-Hatguda feeder originates from Padua PSS having feeder length of 153 Ckm & Peak load of the feeder is 42 Amps. Total 4069 Nos of Consumers connected to this feeder. Chatua-Hatguda feeder which gives Power Supply to Hospital, Block office, School, industrial customers within town area and also rural Consumers. Feeder passes through forest area and encounter frequent tripping.

	This result into shutdown to urban customers. Hence to mitigate the issue, urban load needs to be shifted to the another new feeder from PADUA PSS, Chatua-Hatguda feeder (length 4.5 Ckm, conductor size 100sqmm). Hence load from Chatuda-Hatguda feeder to New feeder will be shifted via new link line of 4.5 CKM from Padua PSS. This proposal will improve the reliability in the area, enhance customer satisfaction and will also create N-1 arrangement among two feeders.

128. The Cost of construction of new 33 KV and 11 KV Lines is as follows:

Table 30 : Capital Expenditure of new 33 KV and 11 KV lines

Sr. No.	Description of Projects	UOM	Unit Cost- (Rs Lakhs)	Quantity	Total estimated Amount (in Rs. Cr.)
1	New 33 KV Link Line 232 Sqmm 'H'-Pole	Ckm	37.20	13.00	4.84
2	New 33 KV Link Line 232 Sqmm 'WPB'-Pole	Ckm	26.47	5.00	1.32
3	New 33 KV Link Line 148 Sqmm 'H'- Pole	Ckm	30.28	21.95	6.65
4	New 33 KV Link Line 148 Sqmm 'WPB'-Pole	Ckm	18.21	54.25	9.88
5	New 33 KV Link Line 148 Sqmm Covered conductor13mtr WPB	Ckm	24.85	0.50	0.12
6	New 33 KV Link Line using UG 3CX 400 Sqmm	Ckm	80.10	0.45	0.36
7	33kV DP with AB switch for Line using 13mtr WPB pole	Nos.	2.44	8.00	0.20
8	33kV DP with Isolator for Line using 13mtr WPB pole	Nos.	3.44	8.00	0.28
9	11 KV New Lines for reliable power supply 100 Sqmm 11mtr WPB	Ckm	14.34	89.20	12.79
10	11 KV New Lines for reliable power supply 100 Sqmm 9mtr PSC	Ckm	8.35	112.09	9.36
11	11 KV New Line with UG 3Cx400sqmm HDD	Ckm	68.17	10.04	6.84
12	11kV AB switch for line (WPB)	Nos.	1.89	48.00	0.91
13	11kV AB switch for line (PSC)	Nos.	1.19	36.00	0.43
14	33kV NH Crossing	Nos.	19.58	3.00	0.59
15	11kV NH Crossing	Nos.	15.69	12.00	1.88

Sr. No.	Description of Projects	UOM	Unit Cost- (Rs Lakhs)	Quantity	Total estimated Amount (in Rs. Cr.)
16	11kV Railway Crossing	Nos.	24.15	4.00	0.97
17	New 33 KV Bay at PSS WPB (Outdoor VCB & Outdoor CR Panel)	Nos.	30.75	8.00	2.46
18	New 11 KV Bay at PSS WPB (CRP Outdoor)	Nos	20.94	15.00	3.14
19	New 11 KV Switch gear Panel for O/G feeder at PSS	Nos	24.34	5.00	1.22
20	33kV 4-way RMU (LLVV)	Nos	55.31	1.00	0.55
21	33kV 3-way RMU (LLV)	Nos	45.33	2.00	0.91
22	11kV 4-way RMU (LLVV)	Nos	20.59	4.00	0.82
23	11kV 4-way RMU	Nos	26.03	15.00	3.90
24	33kv 4-pole Structure for N-1	Nos	7.91	6.00	0.47
25	33kV Adapter Panel & 33 kV VCB I/C Panel 1250 AMP	Nos	30.66	9.00	2.76
26	Cable Trench with 33kV UG Cable 3CX400 Sqmm	Nos	1.07	270.00	2.90
	Total Estimated Cost In Rs. Cr.				**76.54**

Unit BOQ is provided in Annexure 5 , location is provided in Annexure 10& Load Flow Study and Cost Benefit Analysis of 33kV/11kV Line in Annexure-8

Table 31 : Road Map for new 33 KV and 11 KV lines

Sl. No.	Activity	UOM	Total Scope across System	Planned so far (up to FY'27 DPR)	Balance requirement	Proposed under FY'28 DPR	Balance Quantity
			A	B	C=A-B	D	E=C-D
1	33kV New Line	CKm	929	155	774	95	679
2	11kV New Line	CKm	1576	342	1234	211	1023

4.3.3.2 Refurbishment/Upgradation of 33 KV & 11 KV Line

Particulars for justification schemes		
1	Need of the investment	33 kV feeder conductor upgradation is proposed to mitigate overloading, improve N-1 backup capability, and enhance network reliability. The work will increase load-carrying capacity, reduce losses, address ageing and damaged line infrastructure, and ensure reliable supply for present and future load demand. In 11Kv the scheme is proposed for refurbishment and capacity enhancement of the existing 11 kV distribution network through conductor augmentation and line strengthening works to cater the existing and future load growth. A large number of feeders are presently operating with ageing and undersized 34/55/80 sq.mm conductors, resulting in power interrutions, excessive voltage drop, high technical losses, feeder overloading, poor reliability and inability to cater to future load growth and N-1 contingency requirements. The scheme will strengthen critical feeder sections, improve power quality and ensure reliable supply to urban, rural, industrial and critical consumers.
2	Timelines of the Project	The tentative implementation period may be considered as 12 months after approval of the scheme
3	Scheme for revised approval / scope / cost	New schemes for upgradation/Refurbishment
4	Proposed Capital Investment Scheme (in Rs. Cr.)	Total Estimated Cost: ~Rs. 54.68 Cr
5	Technical Justification	33 kV Network: Conductor upgradation, line refurbishment, and strengthening are proposed to address overloading, ageing, Sagging, and inadequate N-1 capacity. This will improve load carrying capacity, reduce losses, and ensure reliable supply. 11 kV Network: Old and undersized conductors are proposed to be upgraded to higher-capacity conductors to reduce tripping, low voltage, conductor failures, and losses, while improving reliability for critical and future loads.

		Few locations identified for bare conductor to Insulated conductor to minimize interruptions for reducing transient faults and few locations identified at Public Places.
6	Phasing of Investment	The tentative implementation period may be considered as 12 months after approval of the scheme
7	Statutory / Safety Requirement	The scheme pertains to Reliability Improvement
8	Cost Assessment /Cost Breakup. (Detailed breakup of each head is required. Utility may attach separate sheets with the excel working documentary proof justifying the rate reasonability)	The cost assessment is based on the unit rates mentioned in Annexure 5
9	Cost Benefit Analysis	Cost benefit Analysis is attached in annexure 08
10	Constraints	Row may arise during work execution
11	Detailed Justification for quantity proposed	**In 33kV** Conductor upgradation of existing 33kV feeders is proposed to mitigate overloading, improve N-1 capability, and enhance network reliability during exigency and maintenance. Although several feeders have been converted from radial to ring configuration, many interconnected feeders are unable to carry the full load due to lower conductor size, aging conductors, multiple joints, and reduced current carrying capacity. Damaged/tilted poles, and excessive sagging have also affected system safety and reliability. Therefore, upgradation of conductors along with line refurbishment and strengthening is proposed to increase load carrying capacity, reduce losses, improve feeder performance, and meet present as well as future load growth, ensuring reliable and uninterrupted power supply. **Under 11Kv network -**The existing network contains several old and undersized conductor sections (34, 55 and 80 sq.mm) which have deteriorated due to ageing, saline atmosphere, multiple joints, overloading and prolonged service conditions. Many feeders are operating with inadequate conductor sizes, causing frequent tripping, low voltage, high

		technical losses, poor feeder performance and reliability issues. Several feeders also serve critical urban loads, industries, hospitals, educational institutions, government offices and provide N-1 backup support. Upgradation to higher capacity conductors (80, 100 and 148 sq.mm) together with line strengthening will improve current carrying capacity, reduce outages, improve voltage profile, support future load growth and enhance overall system reliability.

129. The 33kV or 11kV feeders are important assets for a distribution utility which connects various substations and provide power to end consumers.

130. During survey, it has been observed that conductor of multiple sizes is used in different section which restricts the circuit capacity. This also leads to conductor heating and high losses. Hence it is required to increase the conductor size for such lines to meet loading as well as load growth for next 5 years.

131. 33kV and 11kV lines considered for Conductor Upgradation based on Under size Conductor &Under Voltage due to Line losses. Input also taken into consideration from load flow studies carried out for 33kV and 11kV Lines.

132. Load flow (LF) is one of the most important parts to study and analyze the power system operation. The purpose of Load Flow is to understand how power distribution network behaves while power flows around the electrical network. Carrying out a load flow study assists the engineer in Designing & Operation team whether the network is Operating Efficiently or not and what mitigation plan can help in mitigating the network inadequacies. The load flow study in TPSODL was carried out (with help of CYME Dist. Software) to understand how power flows around the electrical network and what are the deficiencies which need to be attended to ensure reliable and Quality power supply to the consumers. We have also considered the inputs from field teams for section of the lines which are having under size conductor and same has been considered based on cost benefit analysis.

133. We have identified total 100 lines (32 nos of 33kV and 68 nos of 11kV) for conductor upgradation. Some other issues such as tilted poles, damage insulators are observed in identified lines and strengthening measuresare also planned for these lines.

134. Proposal for upgradation of 33 KV Line is broadly categorized in below table.

Table 32 : Category of upgradation of 33 KV lines

Sr.no	Category of Proposal	Nos.
1	Proposal for overload mitigation	13
2	Proposal for refurbishment of Old aged Network	12
3	Proposal for enhancing N-1 capacity	7
	TOTAL	**32**

135. Based on the same, the 33 KV Lines and 11 KV lines proposed to be upgraded is as given in tables below

4.3.3.2.1 33 kV Conductor Upgradation

Sr No	**1**
Circle-Division	Aska-AED-II
33 kV Feeder Name	Budhamba Feeder
Considered Length (CKM)	10
Upgraded Conductor (Sq.mm)	148
Project Cost (Cr.)	1.39
Location From-To	K S Nagar Section Point to Budhamba PSS
Considered Year	2028
Technical Justification	33kV Budhamba feeder emanates from Aska Old GSS and has a total line length of 48 ckm. It supplies power to Budhamba PSS. This feeder is having N-1 connectivity with 33kV Hatiota feeder, 33kV Khallikote & 33kV Balia feeder. For which during this exigency condition, this 33kV Budhamba feeder feeds power supply to Polosara, Chirikipada, Hatiota, Kodala PSS, and occasionally Beguniapada PSS. During this condition, this feeder peak load become 270 A. However, the existing conductor of this feeder is having 100 sq.mm conductor which become limitations to cater present as well as future load growth. With increasing electricity demand in the area, particularly from commercial consumers and critical establishments such as hospitals and healthcare facilities, the reliability and capacity of the feeder need to be strengthened to ensure uninterrupted power supply.

	Therefore, considering the present loading, N-1 network connectivity with other feeder, the growing commercial demand, and the need for reliable power supply to critical medical and hospital facilities, it is proposed to upgrade the existing 100 sq.mm conductor with a 148 sq.mm conductor. This upgradation will significantly improve system reliability, strengthen network resilience during contingency conditions, enhance power quality, and ensure uninterrupted and dependable power supply to consumers served through Budhamba PSS and interconnected substations.

Sr No	2
Circle-Division	Berhampur -PSED
33 kV Feeder Name	Budhamba-Polasara interlink line
Considered Length (CKM)	6
Upgraded Conductor (Sq.mm)	148
Project Cost (Cr.)	0.83
Location From-To	Budhamba PSS-Polasara PSS
Considered Year	2028
Technical Justification	33kV Budhamba feeder emanates from Aska Old GSS and has a total line length of 48 ckm. It supplies power to Budhamba PSS. There is another 33 kV Hatiota feeder emanating from Aska New GSS, which supplies power to Hatiota, Polasara, and Chirikipada PSSs, as well as a 33kV consumer, namely Delight Poultry Farm. There is an interconnection exists between Budhamba feeder with Hatiota feeder through a connecting line from Budhamba PSS to Polasara PSS. Similarly, another interconnection is available between Budhamba feeder and Balia feeder through connecting line from Budhamba PSS to Kodala PSS. Due to these interconnections, Budhamba feeder supports the power supply to Polasara, Chirikipada, Hatiota and Kodala PSSs during emergency conditions. Further, during outages of either Aska Old GSS or Aska New GSS, Budhamba PSS–Polasara PSS interconnecting line plays a crucial role as a common link and carries approx.280A to feed power supply to connected PSSs.

	However, this interconnecting line has become a bottleneck due to lower conductor size and aging condition of the existing conductor, particularly in view of the present load demand and anticipated future load growth. Therefore, it is proposed to upgrade the existing 100 sq.mm conductor to 148 sq.mm conductor in the said section. The proposed augmentation will strengthen the network, improve operational flexibility, accommodate future load growth, reduce system constraints, and enhance the overall reliability and stability of the power distribution system.

Sr No	**3**
Circle-Division	Aska-AED-II
33 kV Feeder Name	Buguda Feeder
Considered Length (CKM)	10
Upgraded Conductor (Sq.mm)	148
Project Cost (Cr.)	1.39
Location From-To	Aska New (Charimile) GSS to Balipadar PSS
Considered Year	2028
Technical Justification	33 kV Buguda feeder emanates from Aska New GSS and feeding power supply to Balipadar PSS, Buguda PSS and Sankulei PSS with peak load of 185 A. There is another 33kV Hatiota feeder emanates from Aska New GSS and feeding power supply to Hatiota, Polasara & Chirikipada PSS with peak load of 220 A. N-1 connectivity between 33 kV Buguda and Hatiota feeder is under construction through connectivity with Buguda to Chirikipada PSS. During exigency condition this Buguda feeder will become alternate feeder for 33kV Hatiota feeder. However, the trunk section from Aska New GSS to Balipadar PSS is under sized with 100 sq.mm conductor. Over time, ageing of the conductor leads to deterioration of its mechanical strength and electrical performance. The conductor becomes more susceptible during peak loading conditions and adverse weather events. In addition, thereby affecting the overall reliability of power supply.

	Therefore, to enhance system reliability, improve load-carrying capacity, and cater to future load growth, it is proposed to upgrade the existing 100 sq.mm conductor with 148 sq.mm conductor. This upgradation will ensure reliable and uninterrupted power supply to these connected PSSs while improving the overall operational efficiency and resilience of the distribution network.

Sr No	4
Circle-Division	Aska-GSED
33 kV Feeder Name	Chikiti (Digapahandi GSS) Feeder
Considered Length (CKM)	14.6
Upgraded Conductor (Sq.mm)	148
Project Cost (Cr.)	2.03
Location From-To	Digapahandi PSS to Nuapada AB Switch.
Considered Year	2028
Technical Justification	33 kV Chikiti feeder emanate from Digapahandi GSS supplies power supply to Dekhali & Nuapada PSS, including 33kV consumer namely Kalingadola Megalift with total length of 29 Ckm having peak demand of 91 Amp. There is another 33 kV Patrapur Feeder emanates from Chikiti GSS feeds power supply Chikiti, Pitatali PSS, Jagapur & Sudhakar PVC. There is an interlink between 33 kV Chikiti feeder with 33 kV Patrapur Feeder at Chikiti PSS. During contingency condition, this feeder also acts as N-1 backup source for Chikiti, Pitatali Sudhakar PVC & Jagapur PSS. During this condition, Total anticipated load on this feeder exceeds 220A. However, the existing conductor of this feeder which is derated due to age & having multiple joints. So, conductor refurbishment required from Digapahandi PSS to Nuapada AB Switch. Hence, Cond. Upgradation required from Digapahandi PSS to Nuapada AB Switch is proposed here for improving reliability.

Sr No	5
Circle-Division	Aska-GSED
33 kV Feeder Name	Patrapur Feeder
Considered Length (CKM)	6
Upgraded Conductor (Sq.mm)	148
Project Cost (Cr.)	0.83
Location From-To	Barahi temple to Patrapur PSS
Considered Year	2028
Technical Justification	33 kV Patrapur feeder emanate from Chikiti GSS supplies power supply to Chikiti, Pitatali, Sudhakar PVC, Jagapur & Mantiridi PSS with total length of 19 Ckm having peak demand of 257 Amp. This feeder also acts as N-1 backup source for Patrapur & Jarada PSS. During Failure of 33 kV Chikiti Feeder (From Chikiti GSS), Patrapur & Jarda PSS avail power supply from 33kV Patrapur Feeder (Chikiti GSS). During contingency Period, Total anticipated load on this feeder exceeds 18.5 MW. Hence, the feeder may not cater the load which results Power supply interruption. So, conductor refurbishment required from Barahi Temple to Patrapur PSS. Hence, Cond. Upgradation of 6 Ckm required from Barahi Temple to Patrapur PSS is proposed here for improving reliability.

Sr No	6
Circle-Division	ASKA-AED 1
Existing 33 kV Feeder Name	KB Pur -Balsira interlink
Considered Length (CKM)	4
Upgraded Conductor (Sq.mm)	148
Project Cost (Cr.)	0.56
Location From- To	Gangapur location to Balisira PSS
Considered Year	2028

Technical Justification	33kV Sorada feeder emanates from Aska Old GSS feeds power supply to Dharakote, Balisira, Khariguma, and Jahada PSS along with two Mega Lift Irrigation projects at Patapur and Haripur, serving around 12,000 consumers. There is another 33kV KB Pur feeder emanates from Bhanjanagar GSS feeds power supply to KB Pur PSS. Balisira PSS is tap up from Sorada feeder and lacks of N-1 supply redundancy. Though, there is an interconnection exists from Balisira PSS to KB Pur PSS but due to old aged, undersized conductor and broken conductor it remains uncharged and have lack of N-1 power supply provision during exigency condition. To address this vulnerability, it is required to upgrade this existing interlink line to establish N-1 power supply provision, by which it will significantly improve supply efficiency and power reliability across the Gangapur, Kamagada, and Gunthapada regions.

Sr No	**7**
Circle-Division	ASKA-AED 1
Existing 33 kV Feeder Name	Soroda Feeder
Considered Length (CKM)	6
Upgraded Conductor (Sq.mm)	148
Project Cost (Cr.)	0.83
Location From-To	Pakalapalli 4P Str to Dharakote PSS
Considered Year	2028
Technical Justification	33kV Sorada feeder emanates from Aska Old GSS feeds power supply to Dharakote, Balisira, Khariguma, and Jahada PSS along with two Mega Lift Irrigation projects at Patapur and Haripur, serving around 12,000 consumers. 33kV Sorada feeder has total length of 73 Ckm. This feeder has peak load of 189A. Currently, the proposed section consists of an aging conductor with a size of only 80 sqmm and it is trunk line for all four PSS and critical lift irrigation loads, conductor augmentation to 148 sqmm is proposed. This upgrade will resolve the issue, increase capacity for current and

	future loads, and significantly enhance supply reliability across all connected substations.

Sr No	8
Circle-Division	ASKA-AED 1
Existing 33 kV Feeder Name	Sorada Feeder
Considered Length (CKM)	6
Upgraded Conductor (Sq.mm)	148
Project Cost (Cr.)	0.83
Location From-To	Pakalapalli 4P Str to Balisira PSS
Considered Year	2028
Technical Justification	33kV Sorada feeder emanates from Aska Old GSS feeds power supply to Dharakote, Balisira, Khariguma, and Jahada PSS along with two Mega Lift Irrigation projects at Patapur and Haripur, serving around 12,000 consumers. 33kV Sorada feeder has total length of 73 Ckm Balisira PSS is tap up from Sorada feeder and lacks of N-1 supply redundancy. Currently, the proposed section (from Pakalapalli 4P to Balisira PSS) consists of an old, aged with lower size 80sqmm conductor. In addition, the existing conductor is experiencing interruptions and reduced reliability. Balisira PSS serves around 6,000 consumers across Gunthapada, Nimina, and Kamagada areas. This upgrade will resolve current capacity issue, accommodate future load growth, and significantly enhance power reliability across all connected areas.

Sr No	9
Circle-Division	GNED
33 kV Feeder Name	Badamadhapur Feeder
Considered Length (CKM)	3.5
Upgraded Conductor (Sq.mm)	148
Project Cost (Cr.)	0.49
Location From-To	Near Chatrapur GSS to Badamadhapur PHD
Considered Year	2028

Technical Justification	33kV Badamadhapur feeder emanates from Chatrapur GSS with an existing line length of 10 Ckm and supplies to the main PHD water supply source of Chatrapur. Recently, an additional load of 1300 kW from the RWSS WTP & Intake Well has been connected to this feeder, resulting in a significant increase in the feeder load. However, the existing line with multiple size (i.e 34 sq.mm & 50 sq.mm) conductors, many sections of which are in damaged condition. Due to this, inetrrutptions occurring and affecting the reliability of power supply. Hence, upgradation is proposed to improve system reliability and ensure uninterrupted power supply to the consumers, particularly the critical water supply installations served by the feeder.

Sr No	**10**
Circle-Division	Berhampur-HED
33 kV Feeder Name	Hinjli Feeder
Considered Length (CKM)	7
Upgraded Conductor (Sq.mm)	148
Project Cost (Cr.)	0.97
Location From-To	Purusottampur GSS to Gangadhani (Tapping Point Gandala PSS)
Considered Year	2028
Technical Justification	Presently, 33 kV Hinjili feeder emanates from Purusottampur GSS with an existing line length of 30 Ckm, using mix size of 80 & 100 Sqmm conductor having Peak demand of 95 Amp. This feeder supplies power to Gandala PSS, Ambagaon PSS and also act as N-1 backup source for Hinjli PSS. During Failure of 33 kV Hinjli Feeder (From HInjli GSS), Hinjli PSS avail power supply from 33kV Hinjli Feeder (Purusattompur GSS). During contingency Period, Total anticipated load on this feeder exceeds 15 MW. Hence, the feeder may not cater the load which results Power supply interruption. So, conductor Upgradation required from Purusottompur GSS to Gangadhani (Tapping point of Gandala PSS).

Sr No	11
Circle-Division	Berhampur -PSED
33 kV Feeder Name	Khalikhote Feeder
Considered Length (CKM)	4
Upgraded Conductor (Sq.mm)	148
Project Cost (Cr.)	0.76
Location From-To	Khalikote PSS- Beguniapada PSS
Considered Year	2028
Technical Justification	33kV Khalikote Feeder emanating from Balugaon GSS & supplies power to Khalikote, Begunipada, Sumandala PSS with total feeder length of 55.5 CKm. Currently this feeder experiences max peak load of 236A, and section of Khalikote PSS to Begunipada PSS carrying a load of 160A. This feeder has an interconnection between Kodala to Beguniapada PSS, so during maintenance /Exigency condition it also feeds to Kodala PSS. The existing conductor size from Khalikote PSS up to Begunipada PSS is 80 sq.mm, while the The initial 17 CKm section with 80 sq.mm conductor has become a bottleneck considering anticipated future load growth in the area & load in exigency condition also existing conductor is old age . So, required to upgrade from 80 sqmm to 148 sqmm The proposed augmentation will strengthen the feeder, improve operational flexibility, accommodate future load growth, and enhance the overall reliability of the distribution network.

Sr No	12
Circle-Division	Berhampur -PSED
33 kV Feeder Name	Kodala - Beguniapada interlink
Considered Length (CKM)	9
Upgraded Conductor (Sq.mm)	148
Project Cost (Cr.)	1.25
Location From-To	Beguniapada PSS- Kodala PSS
Considered Year	2028
Technical Justification	33kV Khalikote Feeder emanating from Balugaon GSS & supplies power to Khalikote, Begunipada, Sumandala PSS with total feeder length of 55.5 CKm.

	There is another 33kV Balia feeder emanating from Purusottampur GSS & supplies power to Balia Pratapur, Khandadeuli PSS & Kodala PSS. There is an interconnection between Khalikote Feeder & Balia feeder by an interconnecting line between Kodala – Beguniapada PSS. So, during emergency condition, Begunipada, Sumandala PSS get power supply through this Kodala – Beguniapada PSS interconnecting line. However, this interconnecting line has conductor size of 80 sq.mm and old aged conductor. So, to provide reliable power supply provision, it is required to upgrade this line from 80 sqmm to 148 sqmm to improve operational flexibility, accommodate future load growth, and enhance the overall reliability of the distribution network.

Sr No	**13**
Circle-Division	GNED
33 kV Feeder Name	Rambha (Chhatrapur GSS) Feeder
Considered Length (CKM)	3
Upgraded Conductor (Sq.mm)	148
Project Cost (Cr.)	0.42
Location From-To	Chatrapur GSS to Kalidhaba near Chatrapur GSS
Considered Year	2028
Technical Justification	33kV Rambha feeder emanates from Chatrapur GSS and has a total line length of approximately 12 km. There is another 33kV Rambha UG Feeder emanates from Ganjam GSS, which provides power supply to Rambha PSS, Humma PSS and Sakiri PSS with peak load of 240A. There is N-1 connectivity between both above feeders. During any exigency condition, it and plays a crucial feeder for N-1 reliability arrangement between Ganjam GSS and Chatrapur GSS. The trunk section, from Chatrapur GSS to Kalidaba near Chatrapur GSS, is under sized conductor which is proposed for conductor upgradation under the present scheme.

	Upon completion of this work, the entire feeder will be with 148 sq.mm conductors throughout its length, ensuring uniform conductor capacity and improved network performance. This upgradation will strengthen the N-1 arrangement and provide greater operational flexibility, enabling power to be received from either end as well as supplied from either end whenever required. It will also improve system reliability, reduce technical constraints, and ensure a more stable and uninterrupted power supply to consumers.

Sr No	14
Circle-Division	GNED
33 kV Feeder Name	33kV Rambha (UG) Feeder
Considered Length (CKM)	3
Upgraded Conductor (Sq.mm)	148
Project Cost (Cr.)	0.42
Location From-To	Ganjam PSS to Humma PSS
Considered Year	2028
Technical Justification	33kV Rambha UG Feeder emanates from Ganjam GSS, which provides power supply to Rambha PSS, Humma PSS and Sakiri PSS with peak load of 240A. There is another 33kV Malud feeder emanates from Ganjam GSS and feeds power supply to Malud PSS & Titipa PSS, with peak load of 144 A. There is N-1 connectivity between 33kV Malud feeder & 33kV Rambha UG Feeder at Humma PSS. During exigency condition, both feeders acts as alternate feeder to these above connecting PSSs. However, the feeder is having lower-sized and old age conductors, In addition, the line is severely affected by the saline coastal environment, which has accelerated conductor deterioration. As a result, repeated interruptions in power supply occurred and affecting system reliability. Therefore, it is proposed to replace the existing damaged conductors with 148 sqmm higher-capacity conductors from Ganjam PSS to Humma PSS. The proposed upgradation will improve the reliability and

	safety of the feeder, reduce breakdowns caused by power interruptions, minimize outages, and ensure a stable and uninterrupted power supply to the consumers served by Rambha PSS, Humma PSS and Sakiri PSS.

Sr No	15
Circle-Division	GNED
33 kV Feeder Name	33kV Malud Feeder
Considered Length (CKM)	4
Upgraded Conductor (Sq.mm)	148
Project Cost (Cr.)	0.56
Location From-To	Ganjam PSS to Humma PSS
Considered Year	2028
Technical Justification	33kV Malud feeder emanates from Ganjam GSS and feeds power supply to Malud PSS & Titipa PSS, with peak load of 144 A. There is another 33kV Rambha UG Feeder emanates from Ganjam GSS, which provides power supply to Rambha PSS, Humma PSS and Sakiri PSS with peak load of 240A. There is N-1 connectivity between 33kV Malud feeder & 33kV Rambha UG Feeder at Humma PSS. During exigency condition, both feeders acts as alternate feeder to these above connecting PSSs. However, the feeder lower-sized and old age conductors, and several sections are in a damaged condition. In addition, the line is severely affected by the saline coastal environment, which has accelerated conductor deterioration. As a result, repeated interruptions in power supply and affecting system reliability. Therefore, it is proposed to replace the existing damaged conductors with 148 sqmm higher-capacity conductors from Ganjam PSS to Humma PSS. The proposed upgradation will improve the reliability and safety of the feeder, reduce breakdowns, and ensure a stable and uninterrupted power supply to the consumers served by Malud and Titipa PSS

Sr No	16
Circle-Division	GNED
33 kV Feeder Name	Ganjam Feeder
Considered Length (CKM)	0.3
Upgraded Conductor (Sq.mm)	232
Project Cost (Cr.)	0.05
Location From-To	Ganjam GSS to Ganjam PSS
Considered Year	2028
Technical Justification	33 kV Ganjam Feeder emanates from Ganjam GSS, feeds power supply to Ganjam PSS with peak load of 46A. There is another 33 kV Rambha UG Feeder emanates from Ganjam GSS, which provides power supply to Rambha PSS, Humma PSS, and Sakiri PSS with peak load of 240A. As per the existing condition, there is connectivity with 33 kV Ganjam Feeder and Rambha 33 kV feeder. Whenever a fault occurs in this UG section in 33kV Rambha feeder, it becomes difficult to provide an alternative supply simultaneously to Rambha, Humma, Sakiri, and Ganjam PSS through existing 33kV Ganjam Feeder, as the feeder is lower size of 80 sq.mm conductor, which limits its load-carrying capacity. After the proposed upgradation, 33kV Ganjam Feeder will be capable of feeding Rambha, Humma, and Sakiri PSSs during contingencies, particularly when a fault occurs in the UG section of the Rambha 33 kV Feeder. This will improve operational flexibility, strengthen N-1 reliability arrangement, and ensure continuous and uninterrupted power supply to consumers in the affected areas.

Sr No	17
Circle-Division	Bhanjanagar-BnED
Existing 33 kV Feeder Name	33 kV Soroda Feeder
Considered Length (CKM)	7.7
Upgraded Conductor (Sq.mm)	NR
Project Cost (Cr.)	1.35
Location From-To	Kanteipalli (Bhanjanagar) GSS to Soroda PSS

Considered Year	2028
Technical Justification	Presently, 33 kV Soroda feeder emanates from Kanteipalli GSS supplies Power to Soroda PSS with existing conductor size of 232 sq.mm. The existing 33 kV line is supported on 9/10 mtr PSC poles and the poles are in damage condition and unable to hold the load of the feeder and also the sagging in the line is high and is in unsafe condition. In order to maintain the proper ground clearance and improve the line strengthening, the pole needs to be replaced with 11 mtr WPB Pole. Accordingly, to strengthen the existing 33 kV line and improve power supply reliability to Soroda PSS, replacement of the existing 9/10 mtr PSC poles with 11 mtr WPB poles is proposed.

Sr No	**18**
Circle-Division	Phulbani-PED
Existing 33 kV Feeder Name	Phulbani Feeder
Considered Length (CKM)	4
Project Cost (Cr.)	0.68
Location From-To	Phulbani GSS to Phulbani PSS
Upgraded Conductor (Sq.mm)	148
Considered Year	2028
Technical Justification	33kV Phulbani feeder emanates from Phulbani GSS, feeds power supply to Phulbani PSS radially having peak load of approximately 180 A. The feeder comprises a mix of conductor size with 80 sq.mm, aged and deterioration over time, the conductors have frequent breakdowns, thereby affecting the reliability and continuity of power supply. Further, with the continuous increase in load demand on the Phulbani Feeder, the existing 80 sq.mm conductor is likely to become overloaded, leading to excessive heating, increased technical losses, deterioration of conductor strength, and feeder outages. This may adversely impact system reliability and quality of power supply to the consumers. Therefore, augmentation of the feeder through replacement of the ageing and undersized conductor is essential to ensure safe, reliable, and uninterrupted power supply in the area.

Sr No	19
Circle-Division	Bhanjnagar-BOED
33 kV Feeder Name	Purunakatak Feeder
Considered Length (CKM)	12
Upgraded Conductor (Sq.mm)	148
Project Cost (Cr.)	1.67
Location From-To	Boudh GSS to Charichak PSS
Considered Year	2028
Technical Justification	33kV Purunakatak Feeder emenates from Boudh GSS supplies power to Charichak PSS, Chatranga PSS, Rambhikata PSS & 07 Nos of 33KV HT consumers. Presently the peak load of the said feeder is around 137Amp with 55+80Sqmm Conductor & the conductor is old with multiple Joints due to which the projected future load may not cater with existing system. Keeping in view the upcoming load of IDCO MSME park at Gandhigram conductor upgradation of existing conductor with 148 Sqmm is proposed to enhance the network & improve power supply reliability.

Sr No	20
Circle-Division	Bhanjanagar-BnED
Existing 33 kV Feeder Name	33KV Bellaguntha Feeder
Considered Length (CKM)	11
Upgraded Conductor (Sq.mm)	148
Project Cost (Cr.)	1.5
Location From-To	BD Pur 4-pole to JN prasad PSS
Considered Year	2028
Technical Justification	33Kv Bellaguntha feeder emanates from Kanteipalli GSS supplies power to Bellaguntha PSS, B.D. Pur PSS, Banka PSS & JN Prasad PSS. The B.D. Pur 4-pole to J.N. Prasad PSS section has an old and damaged (80+100) sq. mm conductor. The aging conductor has reduced the mechanical strength of the line, making it prone to failures during adverse weather and switching operations, thereby affecting

	the reliability and stability of power supply to the connected substations. Hence, to prevent overloading, reduce line losses, and ensure reliable power supply, conductor refurbishment from B.D. Pur 4-pole to JN prasad PSS is proposed. The upgradation from existing conductor to 148 sq. mm will enhance the current carrying capacity and overall performance of the feeder also to improve the reliability, reduce interruptions, and meet the growing power demand of JN Prasad PSS.

Sr No	21
Circle-Division	City-BED-II
Existing 33 kV Feeder Name	Lochapada Feeder
Considered Length (CKM)	4.5
Upgraded Conductor (Sq.mm)	232
Project Cost (Cr.)	0.79
Location From	Ambagada GSS to Lochapada PSS
Considered Year	2028
Technical Justification	33kV Lochapada feeder emanates from Berhampur GSS supplies power to Lochapada PSS & Corporation Road PSS with peak load 303Amp (i.e. 18MW). There is an interconnection available with 33kV Nimakhandi feeder as well as 33kV Berhampur-1 feeder. During exigency condition, the peak load on this feeder increases by resulting cumulative load of approximately 25MW, causing overloading of the existing feeder. However, due to lower size of conductor and derated due to aged it is unable bear the other feeder load also even there is interconnection with Medical PSS but unable to feed this critical PSS from Berhampur GSS. Therefore, to reduce the load burden on the existing feeders, it is proposed for conductor upgradation of trunk section from Berhampur GSS to Luchapada PSS. This will result in reduction of power interruption during emergency condition.

Sr No	22
Circle-Division	City-BED-I
33 kV Feeder Name	Bhanjabihar Feeder
Considered Length (CKM)	3.1
Upgraded Conductor (Sq.mm)	148
Project Cost (Cr.)	0.53
Location From-To	1.Rama Chandrapur main road to Dura Ramachandrapur PSS 2.Allipur square to kalinga metal
Considered Year	2028
Technical Justification	33kV Bhanjabihar feeder emanates from Narendrapur GSS having total feeder length 20.7 Ckm. It provides power supply to Bhanjabihar, Dura and Gopalpur PSS and having present peak load 250 A. At Dura PSS 33kV conductor size is 100 sqmm conductor which is derated due to age & having multiple joints. 33kV Dura Outgoing feeder from Bhanjabihar PSS need to be strengthened for providing uninterrupted supply to Dura PSS and also for providing backup to 33kV MES feeder during emergency condition. Hence above section of conductor is planned to be upgraded to 148sqmm. This will result in reduction of power interruption during emergency condition.

Sr No	23
Circle-Division	City-BED-3
33 kV Feeder Name	Chikiti (Berhampur GSS) & Kanisi Feeder
Considered Length (CKM)	1.5
Upgraded Conductor (Sq.mm)	148
Project Cost (Cr.)	0.21
Location From-To	Kureisuni Mandir Chhak (Lathi Tapping)-Lathi PSS
Considered Year	2028
Technical Justification	33kV Chikiti feeder emanates from Berhampur GSS having total feeder length 34.14 Ckm. It provides power supply to Lathi, Mantridi and Jagapur PSS and having present peak load 210 A. Near Kureisuni Mandir 33kV conductor size is 100 sqmm conductor which is derated due to age & having multiple joints. 33kV Chikiti Outgoing feeder Near Kureisuni mandir to need to be strengthened for providing uninterrupted

	supply to Lathi PSS and also for providing backup to 33kV MES feeder during emergency condition. Hence above section of conductor is planned to be upgraded to 148sqmm. This will result in reduction of power interruption during emergency condition.

Sr No	24
Circle-Division	City-BED-3
33 kV Feeder Name	Chikiti Feeder
Considered Length (CKM)	9
Upgraded Conductor (Sq.mm)	148
Project Cost (Cr.)	1.25
Location From-To	Lathi Tapping (Haridakhandi Road)- Golonthra Dandakali Temple (Fp) Including Tullu Road 4P To Kanisi PSS
Considered Year	2028
Technical Justification	33kV Chikiti feeder emanates from Berhampur GSS having total feeder length 34.14 Ckm. It provides power supply to Lathi, Mantridi and Jagapur PSS and having present peak load 210 A. Near Lathi tapping at Haridakhandi Road 33kV conductor size is 100 sqmm conductor which is derated due to age & having multiple joints. 33kV Chikiti Outgoing feeder Near Lathi Tapping need to be strengthened for providing uninterrupted supply to Golanthara FP Structure Assembly and also for providing backup to 33kV Feeder during emergency condition. Hence above section of conductor is planned to be upgraded to 148sqmm. This will result in reduction of power interruption during emergency condition.

Sr No	25
Circle-Division	Jeypore-NED
33 kV Feeder Name	Jharigaon Feeder
Considered Length (CKM)	9
Upgraded Conductor (Sq.mm)	148
Project Cost (Cr.)	1.25
Location From-To	Umerkote GSS to Mendhabeda 4P Str
Considered Year	2028

Technical Justification	33 kV Jharigaon feeder emanates from Umerkote GSS has an existing line length of 100 Ckm with a mixed conductor of 100 & 55 Sqmm conductor & Peak demand in FY 26-27 is 166 Amp. This feeder supplies power to Jharigaon PSS, Chandahandi PSS in normal condition and also supplies to Umerkote PSS and critical drinking water project consumers during N-1 Condition. Due to ageing and degradation of the existing conductors, which affects the reliability of power supply. This feeder may not cater the anticipated future load growth due to addition of upcoming agricultural loads. Hence, conductor upgradation is proposed from Umerkote GSS to Mendhabeda 4P Str to improve the reliability, & sustain future load growth in the area.

Sr No	**26**
Circle-Division	Jeypore-NED
33 kV Feeder Name	Nabrangapur No-II Feeder
Considered Length (CKM)	9
Upgraded Conductor (Sq.mm)	148
Project Cost (Cr.)	1.25
Location From-To	Kurlughati to Nabarangpur PSS
Considered Year	2028
Technical Justification	33kV Nabarangpur No-II feeder emanates from Tentulikhunti GSS has an existing line length of 24 Ckm and existing conductor size of 100 Sqmm AAAC conductor & Peak demand in FY 26-27 is 242 Amp during N-1 contingency period. The feeder provides critical power supply to DHH, Court & 04 Nos industrial consumer during normal operating condition along with Nabarngpur PSS, Chalanguda PSS, Chutiaguda PSS and Sanamsaigam PSS under N-1 contingency condition. The nabarangpur feeder emanates from 132/33KV Nabarangpur GSS has an existing line length of 42 Ckm and existing conductor size of 100 Sqmm AAAC conductor & Peak demand in FY 26-27 is 204 A. This feeder provides power supply to Nabarangpur PSS and

	one industrial consumer under normal operating condition. It has been noticed that due to ageing and degradation of the existing conductors, in No-II feeder particularly during contingency operation when the feeder carries higher load affects the reliability of power supply to critical load of Hospital, Court, urban consumers & industrial establishments. Considering the critical load, additional projected load of 4 MW of MTPL, Load enhancement of DHH, upcoming New Medical college along with Railway station & also load due to urbanization of Nabarangpur Municipality for providing reliable power supply during N-1 contingency condition, upgradation of the conductor upgradation is proposed from Kurlughati location to Nabarangpur PSS to improve the reliability, & ensure uninterrupted power supply to critical load during contingency period.

Sr No	27
Circle-Division	Jeypore-KED
33 kV Feeder Name	33kV Laxmipur Feeder
Considered Length (CKM)	2
Upgraded Conductor (Sq.mm)	148
Project Cost (Cr.)	0.28
Location From-To	Laxmipur GSS to Laxmipur PSS
Considered Year	2028
Technical Justification	33kV Laxmipur feeder originates from the Laxmipur GSS and supplies power to areas including Laxmipur, Kakriguma, Narayanpatna, Bandhugaon and Almonda PSS. The 33kV line length from Laxmipur GSS to Laxmipur PSS is approximately 2 Ckm, with a peak load of 165 Amps. A site survey reveals that many poles are damaged, and stay sets and V cross arms are also found to be broken. Due to the poor condition of the 33kV line, frequent power interruptions are occurring. To address this issue, it is proposed to strengthen a 2 Ckm section of the line by upgrading the conductor to

	148 sqmm to enhance reliability. As part of this upgradation, it is also planned to reinforce the line by installing intermediate poles and stay sets. This will help reduce power interruptions and ensure a more reliable and quality power supply.

Sr No	28
Circle-Division	Jeypore-KED
33 kV Feeder Name	33kV OMP Feeder
Considered Length (CKM)	3
Upgraded Conductor (Sq.mm)	148
Project Cost (Cr.)	0.42
Location From-To	Sunabeda PSS to OMP PSS
Considered Year	2028
Technical Justification	The 33kV OMP feeder originates from the Sunabeda GSS and supplies power to areas including Sunabeda PSS, OMP PSS, Koraput PSS, Kolab Nagar PSS and Koraput Medical. The 33kV line length from Sunabeda GSS to OMP PSS is approximately 23 Ckm, with a peak load of 45 Amps. A site survey reveals that many PSC poles are tilted, and stay sets and V cross arms are also found to be broken. Due to the poor condition of the 33kV line, frequent power interruptions are occurring. To address this issue, it is proposed to strengthen a 5 Ckm section of the line by upgrading the conductor to 148 sqmm to enhance reliability. As part of this upgradation, it is also planned to reinforce the line by installing intermediate poles and stay sets. This will help reduce power interruptions and ensure a more reliable and quality power supply.

Sr No	29
Circle-Division	Rayagada- GED
33 kV Feeder Name	Gudari Feeder
Considered Length (CKM)	7

Upgraded Conductor (Sq.mm)	148
Project Cost (Cr.)	0.97
Location From-To	Badohuma Chakka to Gudari PSS
Considered Year	2028
Technical Justification	33kV Gudari feeder emanates from Akhusing GSS supplies power to Gudari PSS and Siriguda PSS with existing feeder length of 13 Ckm. However, the trunk section from Badohuma Chakka to Gudari PSS is under sized with 55 sq.mm conductor. Over time, ageing of the conductor leads to deterioration of its mechanical strength and electrical performance. The conductor becomes more susceptible during peak loading conditions and adverse weather events. In addition, thereby affecting the overall reliability of power supply. Therefore, to enhance system reliability, it is proposed to upgrade with higher size of conductor. This upgradation will ensure reliable and uninterrupted power supply to these connected PSSs while improving the overall operational efficiency and resilience of the distribution network.

Sr No	30
Circle-Division	Rayagada-PKED
33 kV Feeder Name	Paralakhemundi New Feeder
Considered Length (CKM)	4.6
Upgraded Conductor (Sq.mm)	148
Project Cost (Cr.)	0.64
Location From-To	Paralakhemundi GSS to Paralakhemundi New PSS
Considered Year	2028
Technical Justification	Presently 33 kV Paralakhemundi New feeder emanate from Paralakhemundi GSS with an existing line length of 4.6 Ckm, using 100 Sqmm conductor & Peak demand in FY 25-26 is 166 Amp. This feeder supplies power supply to Paralakhemundi New PSS. Due to old aged conductor and degradation. The Paralakhemundi New PSS is of strategic importance as it supplies power to key government establishments such as the District

	Hospital, Collector's Office, other administrative buildings, and the main commercial market of Paralakhemundi. The overall consumer base catered by the Paralakhemundi New PSS is around 10,000. So, conductor refurbishment required from Paralakhemundi GSS to Paralakhemundi New PSS. Hence, Cond. Upgradation of 4.6 Ckm required from Paralakhemundi GSS to Paralakhemundi New PSS is proposed here for improving reliability.

Sr No	31
Circle-Division	Rayagada-PKED
33 kV Feeder Name	Uppalada Feeder
Considered Length (CKM)	9
Upgraded Conductor (Sq.mm)	148
Project Cost (Cr.)	1.25
Location From-To	Paralakhemundi GSS to Uppalada PSS
Considered Year	2028
Technical Justification	33kV Uppalada feeder emanates from Paralakhemundi GSS supplies power to Uppalada PSS, Raigada PSS, Garabandha PSS, Sobra PSS and HT consumers such as Cutm College and SS GRANITES with total feeder length of 56 Ckm with Peak demand of 178 Amp. There is another 33kV Paralakhemundi feeder emanates from Mohana GSS which supplies power to 8 nos. of PSSs and its total feeder length is approx. 140Ckm. There is interconnectivity between above 33kV Uppalada feeder & 33kV Paralakhemundi feeder. So, during emergency condition, any feeder interruption in 33kV Paralakhemundi feeder, some of the PSSs of this feeder gets power supply through 33kV Uppalada feeder. However, the trunk section of this feeder i.e Paralakhemundi GSS to Uppalada PSS is having lower size of conductor and having old aged conductor and degradation, reliability is affected So, conductor refurbishment is required improve reliability, N-1 feeder capability and improve power quality.

Sr No	32
Circle-Division	Rayagada- GED
33 kV Feeder Name	Gumuda Feeder
Considered Length (CKM)	12
Upgraded Conductor (Sq.mm)	148
Project Cost (Cr.)	1.67
Location From-To	Akhusing GSS to Gumuda PSS
Considered Year	2028
Technical Justification	33kV Gumuda feeder emanates from Akhusingh GSS, supplies power to Gumuda PSS, Ramanguda PSS, Minajhola PSS and Kailashpur PSS with Peak demand is 101 Amp. However, the trunk section from Akhusing GSS to Gumuda PSS is with lower size 55 Sqmm conductor. Due to its old age leads to deterioration of its mechanical strength and electrical performance. Therefore, to enhance system reliability, it is proposed to upgrade with higher size of conductor. This upgradation will ensure reliable and uninterrupted power supply to these connected PSSs while improving the overall operational efficiency and resilience of the distribution network.

4.3.3.2.2 11kV Line Upgradation

136.Proposal for upgradation of 11 KV Line is broadly categorized in below table.

Table 33 : Category of upgradation of 11 KV lines

Sr.no	Category of Proposal	Nos.
1	Proposal for overload mitigation	40
2	Proposal for refurbishment of Old aged Network	28
	TOTAL	**68**

Sr No	1
Circle-Division	Aska-AED-1
11 kV Feeder Name	Shergada (Aska)
Considered Length (CKM)	4
Peak Load (Amp.)	120
Existing Conductor (Sq.mm)	55+34
Upgraded Conductor (Sq.mm)	100
Project Cost (Cr.)	0.27
Location From-To	Aska PSS- Patliguda
Considered Year	2028
Technical Justification	Shergada feeder emanates from Aska PSS. Total length of the feeder is 27 Ckm. Supplying to approx. 4528 nos. of consumers. Peak load of the feeder is 120 Amps. Hence to meet current load and considering the future load growth, refurbishment and upgradation of only part of section with conductor size of 34 & 55 sq.mm size to 100 sq.mm is proposed under identified section. Particularly the conductor upgradation planned from PSS, initial high load carrying main line to Patliguda. In addition to conductor upgradation line strengthening is also planned. At present, the feeder is experiencing frequent overloading of the existing undersized conductor, resulting in excessive voltage drop, increased technical losses, particularly during peak load conditions and adverse weather. These issues adversely affect the reliability and quality of power supply to the consumers connected to the feeder. Considering the existing load, consumer density, and future load growth, the present conductor size is

	inadequate to safely carry the feeder load. Therefore, upgradation of the feeder with higher-capacity conductor is required to: Reduce feeder overloading and improve system reliability. Prevent supply interruptions. Minimize technical losses and voltage drop. Enhance the quality and continuity of power supply to approximately 5,800 consumers. Hence, the upgradation of the 11 kV Shergada Feeder is urgently required to ensure safe, reliable, and efficient power distribution.

Sr No	2
Circle-Division	AED 1-Aska
11 kV Feeder Name	Gunthapada
Considered Length (CKM)	0.5
Peak Load (Amp.)	62
Existing Conductor (Sq.mm)	100+34
Upgraded Conductor (Sq.mm)	100
Project Cost (Cr.)	0.03
Location From-To	Gunthapada- Sumanthapalli
Considered Year	2028
Technical Justification	Gunthapada feeder emanates From Balisira PSS. Total length of the feeder is 32 Ckm. Supplying to approx. 4455 Nos of consumers. Peak load of the feeder is 62 Amps. It is observed that part of section is of 34 Sq.mm conductor and multiple joint between section Gunthapada to Sumanthapalli. There are also issues observed such as low clearance due to conductor joint and sag, damaged conductor etc. These issues adversely affect the reliability and quality of power supply to the consumers connected to the feeder. Hence network upgradation (34 Sqmm Size To 100 Sqmm) is planned under identified section.

Sr No	5
Circle-Division	Aska-GSED
11 kV Feeder Name	Krushnapur
Considered Length (CKM)	2
Peak Load (Amp.)	43
Existing Conductor (Sq.mm)	34
Upgraded Conductor (Sq.mm)	80
Project Cost (Cr.)	0.12

Location From-To	Jadupur-Balipadar
Considered Year	2028
Technical Justification	Krushnapur feeder emanates From Chikiti PSS. Total length of the feeder is 42 Ckm. Supplying to approx. 3120 Nos of consumers. Peak load of the feeder is 43 Amps. It is observed that part of section is of 34 Sq.mm conductor and multiple joint between section Jadupur to Balipadar. There are also issues observed such as tilted pole, low clearance due to high span, damaged insulators etc. Hence network refurbishment and upgradation (34 Sqmm Size To 80 Sqmm) is planned under identified section.

Sr No	6
Circle-Division	Aska-GSED
11 kV Feeder Name	Kotling
Considered Length (CKM)	2
Peak Load (Amp.)	40
Existing Conductor (Sq.mm)	34
Upgraded Conductor (Sq.mm)	80
Project Cost (Cr.)	0.12
Location From-To	Laxmipur-Kalabad
Considered Year	2028
Technical Justification	Kotling feeder emanates From Chikiti PSS. Total length of the feeder is 31 Ckm. Supplying to approx. 2640 Nos of consumers. Peak load of the feeder is 40 Amps. It is observed that part of section is of 34 Sq.mm conductor due to ageing and multiple joint between section Laxmipur to Kalabad. There are also issues observed such as tilted pole, low clearance due to high span, damaged insulators etc. Hence network refurbishment and upgradation (34 Sqmm Size To 80 Sqmm) is planned under identified section.

Sr No	7
Circle-Division	City-BED-3
11 kV Feeder Name	Kukudakhandi
Considered Length (CKM)	3
Peak Load (Amp.)	93
Existing Conductor (Sq.mm)	55
Upgraded Conductor (Sq.mm)	100
Project Cost (Cr.)	0.32

Location From-To	Block Office Kukudakhandi-Anushpur
Considered Year	2028
Technical Justification	Kukudahandi feeders emainates from 33/11Kv Kukudahandi PSS. 11kV Kukudakhandi feeder serves around 3262 consumers and having peak load of 93 Amps. Due to low conductor size interuptions occurred from time to time in this feeder and also due to overloading for which to support this current demand and prepare for future load growth, it is proposed to upgrade the conductor and strengthen critical parts of the network. This includes upgrading the conductor size from 55 sq.mm to 100 sq.mm in designated sections to improve capacity and infrastructure resilience. This will mitigate the abnormalities in the network and can cater the existing along with additional load growth.

Sr No	8
Circle-Division	City-BED-3
11 kV Feeder Name	Lochapada
Considered Length (CKM)	4.4
Peak Load (Amp.)	259
Existing Conductor (Sq.mm)	80
Upgraded Conductor (Sq.mm)	100
Project Cost (Cr.)	0.47
Location From-To	• Raghunath Temple- Adishakti Temple • Lochapada Vegetable Market-Amartya Nagar Tower • Dhobanala-Shakti Nagar 1st Lane 500KVA • Shakti Nagar Exten. Lane 7-Adishakti Temple • G. Jagannathpur-Nimakhandi • Masala Factory AB Switch- Purohit Nagar
Considered Year	2028
Technical Justification	Lochapada feeder emanates from the 33/11 kV Nimakhandi PSS having 10 Ckm length.11kV Lochapada feeder serves around 7,496 consumers and having a peak load of 259 Amps. Due to low conductor size with overloading interruptions occurred in this feeder. For which to support this current demand and prepare for future load growth, it is planned to upgrade the existing 80 sqmm to 100 sqmm Conductor and strengthen critical parts of the network. This proposal will mitigate the existing overloading and cater the future load growth.

Sr No	9
Circle-Division	City-BED-3
11 kV Feeder Name	Nimakhandi
Considered Length (CKM)	2.5
Peak Load (Amp.)	194
Existing Conductor (Sq.mm)	80
Upgraded Conductor (Sq.mm)	100
Project Cost (Cr.)	0.27
Location From-To	• Pani Mahapuru-Govinda Vihar Ruby Eye Hospital • Nimakhandi-Ishaneswar Vihar
Considered Year	2028
Technical Justification	Emanating from the 33/11 kV Nimakhandi PSS, the 17Ckm(approx.) 11kV Nimakhandi feeder serves around 4262 consumers and having a peak load of 194 Amps. Due to low conductor size with overloading interuptions occurred. For which to support this current demand and prepare for future load growth, a project is proposed to refurbish and strengthen critical parts of the network. This includes upgrading the conductor size from 80 sq.mm to 100 sq.mm in designated sections to improve capacity and infrastructure resilience.

Sr No	10
Circle-Division	City-BED-3
11 kV Feeder Name	Borigaon
Considered Length (CKM)	1.5
Peak Load (Amp.)	33
Existing Conductor (Sq.mm)	80
Upgraded Conductor (Sq.mm)	100
Project Cost (Cr.)	0.16
Location From-To	• Borigaon Square-P.K.CH. Pur • B. Jagannathpur Kanal Road-B.K.CH.Pur
Considered Year	2028
Technical Justification	Emanating from the 33/11 kV Nimakhandi PSS, the 10Ckm (approx.) 11kV Borigaon feeder serves around 1681 consumers and having a peak load of 33 Amps. Due to low conductor size with overloading interuptions occurred. For which to support this current demand and prepare for

	future load growth, a project is proposed to refurbish and strengthen critical parts of the network. This includes upgrading the conductor size from 80 sq.mm to 100 sq.mm in designated sections to improve capacity and infrastructure resilience.

Sr No	11
Circle-Division	City-BED-3
11 kV Feeder Name	Gurunthi
Considered Length (CKM)	4.5
Peak Load (Amp.)	82
Existing Conductor (Sq.mm)	55
Upgraded Conductor (Sq.mm)	100
Project Cost (Cr.)	0.49
Location From-To	• Gurunthi Chhak-Barapalli • Hugulapatta Chhak-Marthapalli
Considered Year	2028
Technical Justification	Grunthi feeders Emanating from the 33/11 kV Nimakhandi PSS, having length 35 Ckm approx. 11kV Gurunthi feeder serves around 4041consumers and having a peak load of 82 Amps. Due to low conductor size with overloading interuptions occurred. For which to support this current demand and prepare for future load growth, a project is proposed to refurbish and strengthen critical parts of the network. This includes upgrading the conductor size from 55 sq.mm to 100 sq.mm in designated sections to improve capacity and infrastructure resilience.

Sr No	12
Circle-Division	City-BED-3
11 kV Feeder Name	Randha
Considered Length (CKM)	2
Peak Load (Amp.)	148
Existing Conductor (Sq.mm)	34
Upgraded Conductor (Sq.mm)	100
Project Cost (Cr.)	0.14
Location From-To	• Majhigaon Square-Kaithapalli • Siva Nagar-Kanisi Gaon
Considered Year	2028

Technical Justification	Emanating from the 33/11 kV Kanisi PSS, having length 22 Ckm. 11kV Randha feeder serves around 2697 consumers and having a peak load of 148 Amps. Due to low conductor size with overloading interuptions occurred. For which to support this current demand and prepare for future load growth, a scheme is planned to refurbish and strengthen critical parts of the network. This includes upgrading the conductor size from 34 sq.mm to 100 sq.mm in designated sections to improve capacity and infrastructure resilience.

Sr No	13
Circle-Division	City-BED-3
11 kV Feeder Name	Haldiapadar
Considered Length (CKM)	4
Peak Load (Amp.)	199
Existing Conductor (Sq.mm)	34
Upgraded Conductor (Sq.mm)	100
Project Cost (Cr.)	0.27
Location From-To	• Indian Oil Petrol Pump-Madanmohanpur • Haldiapadar NH side-OM Pharmacy College • Hanuman Nagar-Subham Vihar • Auto Nagar Line AB Switch-Toyota Showroom
Considered Year	2028
Technical Justification	Haldiapadar feeder emanating from the 33/11 kV Kanisi PSS, having length 28 Ckm approx. 11kV Haldiapadar feeder serves around 7782 consumers and having a peak load of 199 Amps. Due to low conductor size with overloading interuptions occurred. For which to support this current demand and prepare for future load growth, it is planned to refurbish and strengthen critical parts of the network. This includes upgrading the conductor size from 34 sq.mm to 100 sq.mm in designated sections to improve capacity and infrastructure resilience.

Sr No	14
Circle-Division	City-BED-3
11 kV Feeder Name	Bhairabi
Considered Length (CKM)	3.8
Peak Load (Amp.)	70
Existing Conductor (Sq.mm)	55

Upgraded Conductor (Sq.mm)	80
Project Cost (Cr.)	0.23
Location From-To	• PSS-Feeder Tail End Near Biswanathpur Road • Bhairabi Temple-Vigyan College • Bhairabi Temple-Bayali Temple & Chingudi Bandh
Considered Year	2028
Technical Justification	Bhairabi feeder emanates from 33/11 kV Mantridi PSS, having length 20 Ckm approx. 11kV Bhairabi feeder serves around 1973 consumers and having a peak load of 70 Amps. Due to low conductor size with overloading interuptions occurred. For which to support this current demand and prepare for future load growth, it is planned to refurbish and strengthen critical parts of the network. This includes upgrading the conductor size from 55 sq.mm to 80 sq.mm in designated sections to improve capacity and infrastructure resilience.

Sr No	15
Circle-Division	City-BED-3
11 kV Feeder Name	Sasanpadar
Considered Length (CKM)	3.3
Peak Load (Amp.)	92
Existing Conductor (Sq.mm)	55
Upgraded Conductor (Sq.mm)	80
Project Cost (Cr.)	0.2
Location From-To	Jugudi-Palli
Considered Year	2028
Technical Justification	Sasanpadar feeder emanates from 33/11 kV Mantridi PSS, having length 42 Ckm approx. 11kV Nist feeder serves around 5853 consumers and having a peak load of 92 Amps. Due to low conductor size with overloading interuptions occurred. For which to support this current demand and prepare for future load growth, it is planned to refurbish and strengthen critical parts of the network. This includes upgrading the conductor size from 55 sq.mm to 80 sq.mm in designated sections to improve capacity and infrastructure resilience.

Sr No	16
Circle-Division	City-BED-3

11 kV Feeder Name	Mahuda
Considered Length (CKM)	2
Peak Load (Amp.)	58
Existing Conductor (Sq.mm)	34
Upgraded Conductor (Sq.mm)	100
Project Cost (Cr.)	0.22
Location From-To	Gram Vikash-Purnapatna
Considered Year	2028
Technical Justification	Mahuda feeder emanates from 33/11 kV Lathi PSS, 11kV Mahuda feeder serves around 2043 consumers and having a peak load of 58 Amps. Due to low conductor size with overloading interuptions occurred. For which to support this current demand and prepare for future load growth, it is planned to refurbish and strengthen critical parts of the network. This includes upgrading the conductor size from 34 sq.mm to 100 sq.mm in designated sections to improve capacity and infrastructure resilience.

Sr No	17
Circle-Division	City-BED-3
11 kV Feeder Name	Ananantei
Considered Length (CKM)	1.7
Peak Load (Amp.)	19
Existing Conductor (Sq.mm)	34
Upgraded Conductor (Sq.mm)	100
Project Cost (Cr.)	0.18
Location From-To	• Mahurikalua Temple-New Ananatei
Considered Year	2028
Technical Justification	Ananantei feeder emanating from the 33/11 kV Mahurikalua PSS, the 8. Ckm 11kV Anantei feeder serves around 152 consumers and having a peak load of 19 Amps. Due to low conductor size with overloading interuptions occurred. For which to support this current demand and prepare for future load growth, it is proposed to refurbish and strengthen critical parts of the network. This includes upgrading the conductor size from 34 sq.mm to 100 sq.mm in designated sections to improve capacity and infrastructure resilience.

Sr No	18
Circle-Division	City-BED-3
11 kV Feeder Name	Dengapadar
Considered Length (CKM)	0.5
Peak Load (Amp.)	40
Existing Conductor (Sq.mm)	34 & 55
Upgraded Conductor (Sq.mm)	100
Project Cost (Cr.)	0.07
Location From-To	Kumbhajhari-Dengapadar
Considered Year	2028
Technical Justification	Dengapadar emanating from the 33/11 kV Mahurikalua PSS, the 8Ckm 11kV Anantei feeder— serves around 152 consumers and having a peak load of 40 Amps. Due to low conductor size interuptions occurred. For which to support this current demand and prepare for future load growth, a project is proposed to refurbish and strengthen critical parts of the network. This includes upgrading the conductor size from,34 & 55 sq.mm to 100 sq.mm in designated sections to improve capacity and infrastructure resilience.

Sr No	19
Circle-Division	City-BED-3
11 kV Feeder Name	Lathi
Considered Length (CKM)	2.5
Peak Load (Amp.)	102
Existing Conductor (Sq.mm)	34 & 55
Upgraded Conductor (Sq.mm)	100
Project Cost (Cr.)	0.27
Location From-To	• Bendalia-Govindapur • Bank of Baroda-Padma Nagar
Considered Year	2028
Technical Justification	Lathi feeder emanating from the 33/11 kV Lathi PSS, having 23 Ckm length. 11kV Lathi feeder serves around 4100 consumers and having a peak load of 102 Amps. Due to low conductor size interuptions occurred. For which to support this current demand and prepare for future load growth, it is proposed to upgrade and strengthen critical parts of the network. This includes upgrading the conductor size from 34 & 55 sq.mm to 100 sq.mm in

	designated sections to improve capacity and infrastructure resilience.

Sr No	20
Circle-Division	City-BED-3
11 kV Feeder Name	Sukunda
Considered Length (CKM)	4
Peak Load (Amp.)	85
Existing Conductor (Sq.mm)	34
Upgraded Conductor (Sq.mm)	100
Project Cost (Cr.)	0.43
Location From-To	• A. Ragunathpur-Barapalli • Chanchadapalli-Bikashpur
Considered Year	2028
Technical Justification	Sukunda feeders emanating from the 33/11 kV Lathi PSS, the 29 Ckm 11kV Sukunda feeder serves around 3460 consumers and having a peak load of 85 Amps. Due to low conductor size interuptions occurred. For which to support this current demand and prepare for future load growth, it is proposed to refurbish and strengthen critical parts of the network. This includes upgrading the conductor size from 34 sq.mm to 100 sq.mm in designated sections to improve capacity and infrastructure resilience.

Sr No	21
Circle-Division	City-BED-3
11 kV Feeder Name	Sorola
Considered Length (CKM)	11
Peak Load (Amp.)	141
Existing Conductor (Sq.mm)	55
Upgraded Conductor (Sq.mm)	100
Project Cost (Cr.)	1.17
Location From-To	• Badichowk - phirojpentha -badachandanbada-sanaeksing • Antaraipur-Patisonpur • Govindapur Four Pole-Eligiafield • Katuru Chhak-Aladipur

	• Bada Chakk-Sumundi
Considered Year	2028
Technical Justification	Emanating from the 33/11 kV Jagapur PSS, the 73.715 Ckm 11kV Sorola feeder serves around 9590 consumers and having a peak load of 141 Amps. Due to low conductor size interuptions occurred. For which to support this current demand and prepare for future load growth, a project is proposed to refurbish and strengthen critical parts of the network. This includes upgrading the conductor size from 55 sq.mm to 100 sq.mm in designated sections to improve capacity and infrastructure resilience.

Sr No	22
Circle-Division	Berhampur-HED
11 kV Feeder Name	Hinjili Town
Considered Length (CKM)	2.5
Peak Load (Amp.)	147
Existing Conductor (Sq.mm)	55
Upgraded Conductor (Sq.mm)	100
Project Cost (Cr.)	0.27
Location From-To	PSS to Chanapadar
Considered Year	2028
Technical Justification	Hinjili Town Feeder is emanating from Hinjili PSS. The total feeder length is 10 CKM, conductor size in Trunk line 55sq.mm and Branches 34 &55 sq.mm supplying power to approx. 4,713 consumers, peak load 147A. This feeder mainly serves the urban area of Hinjili Town. The feeder is interconnected with Medical Feeder (Load: 21 A), Nugada Feeder (Load: 37 A), Hinjili Feeder (Load: 90 A), current peak load on the feeder is approximately 147 A. Hence to meet the current load & Considering the future load growth and the requirement for operating the link lines during emergency conditions, it is proposed to upgrade the feeder's trunk portion conductor to 100 sq.mm. This will improve Improve network reliability, reduce technical losses, minimize power outages and improve the quality of power supply

Sr No	23
Circle-Division	Berhampur-HED
11 kV Feeder Name	Nuagada
Considered Length (CKM)	0.5
Peak Load (Amp.)	37
Existing Conductor (Sq.mm)	34
Upgraded Conductor (Sq.mm)	100
Project Cost (Cr.)	0.05
Location From-To	Nugada
Considered Year	2028
Technical Justification	Nuagada feeder emanating from Hinjili PSS. Total length of the feeder is 4.16 Ckm. Supplying to approx. 1700 Nos of consumers. Mainly to the urban consumer of Hinjli Town. Peak load of the feeder is 37 Amps. The feeder is interconnected with Medical Feeder (Load 21 A), Hinjili Town Feeder (Load: 147 A). It is observed that part of section is of 34 Sq.mm, due to ageing and multiple joint near Nuagada area. Also, due to under size conductor feeder cannot cater linked feeder load during exigency. There are also issues observed such as tilted pole, low clearance due to high span, damaged insulators etc. Hence network refurbishment and upgradation (34 Sqmm Size To 100 Sqmm) is planned under identified section.

Sr No	24
Circle-Division	Berhampur-HED
11 kV Feeder Name	Darubhadra
Considered Length (CKM)	3
Peak Load (Amp.)	102
Existing Conductor (Sq.mm)	55+33
Upgraded Conductor (Sq.mm)	100
Project Cost (Cr.)	0.2
Location From-To	PSS S. Ambagaon to Darubhadra Line AB switch
Considered Year	2028
Technical Justification	Darubhadra Feeder is emanating from S. Ambagaon PSS. The total length of the feeder is 22 CKM, supplying approx. 3,683 consumers. It mainly caters to the urban consumers of Hinjili Town. The peak load of the feeder is 102 A. The feeder is interconnected with Saru Feeder (Load: 75 A), Hinjili Town Feeder (Load: 147 A), and Gandala Feeder

	(Load: 106 A). The feeder is also connected to many industrial consumers, such as rice mills and cashew industries. It has been observed that there are multiple joints and aged network components. Furthermore, due to the undersized conductor, the feeder cannot cater to the linked feeder load during exigencies. Issues such as tilted poles, low ground clearance due to high spans, damaged insulators, etc., have also been observed. Hence, to mitigate these issues, network refurbishment and upgradation (from 55 Sqmm to 100 Sqmm conductor size) is proposed from S. Ambagaon PSS to Darubhadra Line AB Switch.

Sr No	25
Circle-Division	Berhampur-HED
11 kV Feeder Name	Konkarada
Considered Length (CKM)	2
Peak Load (Amp.)	125
Existing Conductor (Sq.mm)	34+55
Upgraded Conductor (Sq.mm)	100
Project Cost (Cr.)	0.14
Location From-To	Pendralundi to Lenkakhali
Considered Year	2028
Technical Justification	Konkorada Feeder is emanating from Adapada PSS. The total length of the feeder is 12 CKM, supplying approx. 2615 consumers. The peak load of the feeder is 125A. It has been observed that there are multiple joints and aged network components. Due which tripping experience in this feeder. Also Issues such as tilted poles, low ground clearance due to high spans, damaged insulators, etc., have also been observed. Hence, to mitigate these issues, network refurbishment and upgradation (from 55 Sqmm to 100 Sqmm conductor size) is proposed Identified Location.

Sr No	26
Circle-Division	Berhampur-GNED
11 kV Feeder Name	Palanga
Considered Length (CKM)	2.5
Peak Load (Amp.)	26
Existing Conductor (Sq.mm)	34
Upgraded Conductor (Sq.mm)	100
Project Cost (Cr.)	0.17
Location From-To	BAGALPUR TO PALANGA
Considered Year	2028
Technical Justification	The 11 kV Palanga Feeder emanating from Khandadeuli PSS caters to around 1000 consumers with a peak loading of 26 Amp. The existing 34 sq.mm ACSR conductor from Bagalpur to Palanga (2.5 km) has become worn out and damaged due to prolonged saline atmospheric effects and old age conductor, resulting in poor reliability and frequent maintenance issues. Therefore, conductor refurbishment of the 2.5 km stretch is required to ensure safe, reliable, and uninterrupted power supply to consumers.

Sr No	27
Circle-Division	Berhampur-GNED
11 kV Feeder Name	DRDA
Considered Length (CKM)	3.5
Peak Load (Amp.)	55
Existing Conductor (Sq.mm)	34
Upgraded Conductor (Sq.mm)	100
Project Cost (Cr.)	0.38
Location From-To	CHATRAPUR PSS – RAM LAXMI NAGAR
Considered Year	2028
Technical Justification	The 11 kV DRDA Feeder, emanating from Chatrapur PSS, supplies power to critical administrative establishments, including the DRDA Hall, Collector's Bungalow, and other Government offices in the NAC Chatrapur area. The feeder carries a peak load of 55 A through the old existing 34 sq.mm ACSR conductor and also serves as an N-1 backup/backfeed source for the Upper Bus Stand Feeder. The existing conductor has become worn out and deteriorated due to prolonged exposure to the saline coastal environment, adversely affecting system

	reliability. To ensure reliable and uninterrupted power supply to these critical consumers, it is proposed to upgrade the existing 34 sq.mm ACSR conductor to 80 sq.mm conductor from Chatrapur PSS to Ram Laxmi Nagar, covering a total route length of 3.5 CKM. This conductor augmentation will improve system reliability, reduce technical losses, and enhance the feeder's load-carrying capacity.

Sr No	28
Circle-Division	Berhampur-GNED
11 kV Feeder Name	KHALLIKOTE TOWN
Considered Length (CKM)	4
Peak Load (Amp.)	113
Existing Conductor (Sq.mm)	34,50
Upgraded Conductor (Sq.mm)	100
Project Cost (Cr.)	0.43
Location From-To	BLOCK OFFICE- BAGAWA-SWASTIPUR-NAC POINT
Considered Year	2028
Technical Justification	The 11 kV Khallikote Feeder, emanating from Khallikote PSS, supplies power to the NAC Khallikote area, including government administrative offices, medical facilities, OLIC, and PHD installations. The feeder carries a peak load of 113 A through 34 sq.mm and 50 sq.mm ACSR conductors. However, the existing conductors have become deteriorated and damaged due to prolonged exposure to the saline coastal environment over the Block Office–Bagwa–Swastipur–NAC Point section (total length: 4 CKM), adversely affecting the reliability of power supply. Therefore, conductor refurbishment is required to ensure a reliable and uninterrupted power supply to the area.

Sr No	29
Circle-Division	Berhampur-GNED
11 kV Feeder Name	KHANDADEULI
Considered Length (CKM)	3.5
Peak Load (Amp.)	103
Existing Conductor (Sq.mm)	34
Upgraded Conductor (Sq.mm)	100
Project Cost (Cr.)	0.24

Location From-To	PATHANABASA TO PATAPUR
Considered Year	2028
Technical Justification	The 11 kV Khandadeuli Feeder getting supplies power from Khandadeuli PSS and is presently carrying a peak load of 103 A. The feeder is equipped with an existing 34 sq.mm ACSR conductor, which has become deteriorated and damaged due to prolonged exposure to the saline coastal environment. The affected section extends from Pathanabasa Location to Patapur Location total 3.5Ckm, and this feeder serving approximately 3,445 consumers. The deteriorated condition of the conductor is adversely affecting the reliability and quality of power supply in the area. Therefore, conductor refurbishment is required to ensure reliable and uninterrupted power supply to the consumers and enhance the overall reliability of the distribution network.

Sr No	30
Circle-Division	Berhampur-GNED
11 kV Feeder Name	MILL
Considered Length (CKM)	1
Peak Load (Amp.)	106
Existing Conductor (Sq.mm)	34
Upgraded Conductor (Sq.mm)	80
Project Cost (Cr.)	0.06
Location From-To	Tikarapada to VS Road
Considered Year	2028
Technical Justification	The 11 kV Mill Feeder getting supplies power from Rambha PSS and is presently carrying a peak load of 106 Amp. The feeder is equipped with an existing 34 sq.mm ACSR conductor, which has become deteriorated and damaged due to prolonged exposure to the saline coastal environment. The affected section extends from Tikarapada Location to VS Road Location total 1Ckm, and this feeder serving approximately 3,080 consumers. The deteriorated condition of the conductor is adversely affecting the reliability and quality of power supply in the area. Therefore, conductor refurbishment is required to ensure reliable and uninterrupted power supply to the consumers and enhance the overall reliability of the distribution network.

Sr No	31
Circle-Division	Berhampur-PSED
11 kV Feeder Name	Bhutasarsingi
Considered Length (CKM)	7
Peak Load (Amp.)	124
Existing Conductor (Sq.mm)	55 & 34
Upgraded Conductor (Sq.mm)	100
Project Cost (Cr.)	0.76
Location From-To	Bananai Line AB switch up to Bagada
Considered Year	2028
Technical Justification	Bhutasarsingi feeder emanates from Pandia Junction PSS. Total length of the feeder is 61.40 Ckm. Supplying to approx. 6997 nos. of consumers. Peak load of the feeder is 124 Amps. It is observed that part of section is of 34 Sq.mm conductor due to ageing and multiple joint between section Bananai Line AB Switch upto Bagada. There are also issues observed such as tilted pole, low clearance due to high span, damaged insulators etc. Hence network refurbishment and upgradation (34 Sqmm Size To 100Sqmm) is planned under identified section.

Sr No	32
Circle-Division	Berhampur-PSED
11 kV Feeder Name	Bhatakumarada
Considered Length (CKM)	6
Peak Load (Amp.)	112
Existing Conductor (Sq.mm)	55+34
Upgraded Conductor (Sq.mm)	100
Project Cost (Cr.)	0.65
Location From-To	Pss To Bahatakumarda
Considered Year	2028
Technical Justification	Bhatakumarada feeder emanates from Tartarini PSS. Total length of the feeder is 28.53 Ckm. Supplying to approx. 3580 nos. of consumers. Peak load of the feeder is 112 Amps. It is observed that part of section is of 55 & 34 Sq.mm conductor due to ageing and multiple joint, old age conductor & some portion of conductor almost damage condition between section PSS to Bahatakumarda also issues observed such as tilted pole, low clearance due to high span, damaged insulators etc. & also address

	future upcoming load approx. 2 MW load is upcoming in the feeder. the trunk part of section is required to upgrade from 55 & 34 to 100 sqmm. Hence network refurbishment and upgradation (34 Sqmm & 55 Size To 100Sqmm) is planned under identified section.

Sr No	33
Circle-Division	Berhampur-PSED
11 kV Feeder Name	ANGARAGAON OLD
Considered Length (CKM)	7
Peak Load (Amp.)	91
Existing Conductor (Sq.mm)	55
Upgraded Conductor (Sq.mm)	100
Project Cost (Cr.)	0.47
Location From-To	BEGUNIAPADA PSS TO S. SACHINA VILLAGE
Considered Year	2028
Technical Justification	ANGARAGAON OLD emanates From Begunipada PSS .Total length of the feeder is 32.91 Ckm. Supplying to approx. 6081 Nos of consumers. Peak load of the feeder is 91 Amps. It is observed that part of section is of 55 Sq.mm conductor and due to ageing and multiple joint between section Begunipada PSS to S. Sachina village There are also issues observed such as tilted pole, low clearance due to high span, damaged insulators etc. Hence network refurbishment and upgradation (55 Sqmm Size To 100Sqmm) is planned under identified section.

Sr No	34
Circle-Division	Bhanjnagar-BOED
11 kV Feeder Name	Birnarsinghpur
Considered Length (CKM)	03
Peak Load (Amp.)	43
Existing Conductor (Sq.mm)	34
Upgraded Conductor (Sq.mm)	80
Project Cost (Cr.)	0.12
Location From-To	Nuapada -Barajhuli
Considered Year	2028
Technical Justification	Birnarsinghpur feeder emanates From Rambikhata PSS. Total length of the feeder is 50 CKM, supplying to approx. 2349 Nos of consumers. Peak load of the feeder

	is 43 Amps. The conductor size is 34 SQMM in Nuapada -Barajhuli section with very old & damaged condition which causes regular maintenance work in particular area So, the proposal for conductor upgradation from 34 SQMM to 80 SQMM in Nuapada -Barajhuli section is proposed which will strengthen our 11 KV feeder supply.

Sr No	35
Circle-Division	BnED-Bhanjanagar
11 kV Feeder Name	Bhanjanagar College
Considered Length (CKM)	1.4
Peak Load (Amp.)	178
Existing Conductor (Sq.mm)	34/55
Upgraded Conductor (Sq.mm)	100
Project Cost (Cr.)	0.09
Location From-To	• Chakra Bisai Square to 315 kva bypass S/S • Corporation to Nursery 100Kva • Lalsing RK temple to RWSS point
Considered Year	2028
Technical Justification	Bhanjanagar feeder emanates From Bhejiput PSS. Total length of the feeder is 11.08 Ckm. Supplying to approx. 4654 Nos of consumers. Peak load of the feeder is 178 Amps. It is observed that part of section is of 34/55 Sq.mm conductor and there are interruptions due to ageing and multiple joints between section Chakra Bisai Square to 315 kva bypass S/S.There are also issues observed such as tilted pole, low clearance due to high span, damaged insulators etc. Hence network refurbishment and upgradation (34/55 Sqmm Size To 100 Sqmm) is planned under identified section.

Sr No	36
Circle-Division	Rayagada-PKED
11 kV Feeder Name	Town-4
Considered Length (CKM)	4
Peak Load (Amp.)	240
Existing Conductor (Sq.mm)	55

Upgraded Conductor (Sq.mm)	100
Project Cost (Cr.)	0.27
Location From-To	1)Four Pole Structure near CRC Building to Sanjay Gandhi Colony
Considered Year	2028
Technical Justification	Town-4 feeder emanates from Paralakhemundi New PSS. Total length of the feeder is 8 Ckm. Supplying to approx. 5126 nos. of consumers. Peak load of the feeder is 240 Amps. Hence to meet current load and considering the future load growth, refurbishment and upgradation of only part of section with conductor size of 34 sq.mm size to 100 sq.mm is proposed under identified section. In addition to conductor upgradation line strengthening is also planned.

Sr No	37
Circle-Division	Rayagada-PKED
11 kV Feeder Name	Town-3
Considered Length (CKM)	6
Peak Load (Amp.)	65
Existing Conductor (Sq.mm)	34+55
Upgraded Conductor (Sq.mm)	100
Project Cost (Cr.)	0.41
Location From-To	Paralakhemundi Old PSS to Tail End
Considered Year	2028
Technical Justification	Town-3 feeder emanates From Paralakhemundi Old PSS. Total length of the feeder is 6 Ckm. Supplying to approx. 2800 Nos of consumers. Peak load of the feeder is 65 Amps. It is observed that part of section is of 34+55 Sq.mm conductor and due to ageing and multiple joint interruption occurs between PSS to Tail end. There are also issues observed such as tilted pole, low clearance due to high span, damaged insulators etc. Hence network refurbishment and upgradation (34+55 Sq.mm Size To 100 Sq.mm) is planned under identified section.

Sr No	38
Circle-Division	Rayagada-GED
11 kV Feeder Name	Kujendri
Considered Length (CKM)	14.5

Peak Load (Amp.)	81
Existing Conductor (Sq.mm)	55+34
Upgraded Conductor (Sq.mm)	100
Project Cost (Cr.)	1.57
Location From-To	1) Ukamba PSS – Kujendri 2) Neelamguda - Narayan Guda
Considered Year	2028
Technical Justification	Kujendri feeder emanates from Ukamba PSS. Total length of the feeder is 101.54 Ckm. Supplying to approx. 3000 nos. of consumers. Peak load of the feeder is 81 Amps. Hence to meet current load and considering the future load growth, refurbishment and upgradation of only part of section with conductor size of 34 sq.mm size to 100 sq.mm is proposed under identified section. In addition to conductor upgradation line strengthening is also planned.

Sr No	39
Circle-Division	Jeypore-NED
11 kV Feeder Name	Gurusingha
Considered Length (CKM)	5
Peak Load (Amp.)	147
Existing Conductor (Sq.mm)	100+34
Upgraded Conductor (Sq.mm)	100
Project Cost (Cr.)	0.54
Location From-To	Near PSS to Debagam & Dumurimunda to Gurusingha
Considered Year	2028
Technical Justification	The 11kV Gurusingha feeder emanating from Dumurimunda PSS. Total length of this feeder is 43 Ckm & Supplying to approx. 3079 nos. of consumers. Peak load of the feeder is 147 Amps. Hence to meet current load and considering the future load growth, refurbishment and upgradation of only part of section with conductor size of 34 sq.mm size to 100 sq.mm is proposed under identified section. In addition to conductor upgradation line strengthening is also planned.

Sr No	40
Circle-Division	Jeypore-NED

11 kV Feeder Name	Kacharapara
Considered Length (CKM)	5
Peak Load (Amp.)	88
Existing Conductor (Sq.mm)	100+34
Upgraded Conductor (Sq.mm)	100
Project Cost (Cr.)	0.54
Location From-To	Near PSS to Kacharapara
Considered Year	2028
Technical Justification	The 11kV Kacharapara feeder emanating from Dumurimunda PSS. Total length of the feeder is 118 Ckm & Supplying to approx. 4720 nos. of consumers. Peak load of the feeder is 88 Amps. Hence to meet current load and considering the future load growth, refurbishment and upgradation of only part of section with conductor size of 34 sq.mm size to 100 sq.mm is proposed under identified section. In addition to conductor upgradation line strengthening is also planned.

Sr No	41
Circle-Division	Jeypore-NED
11 kV Feeder Name	Turudhi
Considered Length (CKM)	5
Peak Load (Amp.)	196
Existing Conductor (Sq.mm)	100+34
Upgraded Conductor (Sq.mm)	100
Project Cost (Cr.)	0.54
Location From-To	Biripir to Pourbela
Considered Year	2028
Technical Justification	The 11 kV turdhi feeder emanating from Jodinga PSS. Total length of the feeder is 118 Ckm & Supplying to approx. 4383 nos. of consumers. Peak load of the feeder is 196 Amps. Hence to meet current load and considering the future load growth, refurbishment and upgradation of only part of section with conductor size of 34 sq.mm size to 100 sq.mm is proposed under identified section. In addition to conductor upgradation line strengthening is also planned.

Sr No	42
Circle-Division	Jeypore-NED
11 kV Feeder Name	Hatabharandi
Considered Length (CKM)	8
Peak Load (Amp.)	189
Existing Conductor (Sq.mm)	100+34
Upgraded Conductor (Sq.mm)	100
Project Cost (Cr.)	0.57
Location From-To	Near PSS to Khuduku & Near Shiv Temple to Mariapara
Considered Year	2028
Technical Justification	The 11kV Hatabhrandi feeder emanating from Jodinga PSS. Total length of the feeder is 123 Ckm & Supplying to approx. 6625 nos. of consumers. Peak load of the feeder is 189 Amps. Hence to meet current load and considering the future load growth, refurbishment and upgradation of only part of section with conductor size of 34 sq.mm size to 100 sq.mm is proposed under identified section. In addition to conductor upgradation line strengthening is also planned.

Sr No	43
Circle-Division	Jeypore-NED
11 kV Feeder Name	Mohond
Considered Length (CKM)	2.5
Peak Load (Amp.)	29
Existing Conductor (Sq.mm)	100+34
Upgraded Conductor (Sq.mm)	100
Project Cost (Cr.)	0.27
Location From-To	Near PSS to Mohond
Considered Year	2028
Technical Justification	The 11kV Mohond feeder emanating from Dumurimunda PSS. Total length of this feeder is 32 Ckm & Supplying to approx. 1950 nos. of consumers. This feeder has old aged conductor along with multiple joint resulting power interrutions. In addition to this, the work for load shifting from 11 kV turudhi feeder to Mohond feeder is under construction for which the peak is expected to rise beyond 100 A. Hence to meet current load and considering the future load growth,

	refurbishment and upgradation of only part of section with conductor size of 34 sq.mm size to 100 sq.mm is proposed under identified section. In addition to conductor upgradation line strengthening is also planned.

Sr No	44
Circle-Division	Jeypore-MED
11 kV Feeder Name	MV-55
Considered Length (CKM)	1
Peak Load (Amp.)	29
Existing Conductor (Sq.mm)	34
Upgraded Conductor (Sq.mm)	100
Project Cost (Cr.)	0.07
Location From-To	1. BADILI-ENTAGUDA
Considered Year	2028
Technical Justification	MV-55 feeder emanates From Badili PSS. Total length of the feeder is 56 Ckm. Supplying to approx. 1873 Nos of consumers. Peak load of the feeder is 29 Amps. It is observed that part of section is of 34 Sq.mm conductor and due to ageing and multiple joint interruption occurs between section Badili to Entaguda. There are also issues observed such as tilted pole, low clearance due to high span, damaged insulators etc. Hence network refurbishment and upgradation (34 Sqmm Size To 100 Sqmm) is planned under identified section.

Sr No	45
Circle-Division	Jeypore-MED
11 kV Feeder Name	MV-64/10
Considered Length (CKM)	1
Peak Load (Amp.)	57
Existing Conductor (Sq.mm)	34
Upgraded Conductor (Sq.mm)	80
Project Cost (Cr.)	0.06
Location From-To	1. MPV-6 to MPV-64
Considered Year	2028
Technical Justification	MV-64/10 feeder emanates From Badili PSS. Total length of the feeder is 57 Ckm. Supplying to approx. 2217 Nos of consumers. Peak load of the feeder is 57

	Amps. It is observed that part of section is of 34 Sq.mm conductor and due to ageing and multiple joint interruption occurs between section MPV-6 to MPV-64. There are also issues observed such as tilted pole, low clearance due to high span, damaged insulators etc. Hence network refurbishment and upgradation (34 Sqmm Size To 80 Sqmm) is planned under identified section.

Sr No	46
Circle-Division	Jeypore-MED
11 kV Feeder Name	Ayappa
Considered Length (CKM)	1
Peak Load (Amp.)	31
Existing Conductor (Sq.mm)	34
Upgraded Conductor (Sq.mm)	100
Project Cost (Cr.)	0.07
Location From-To	PSS to Niladrinagar & MV-51
Considered Year	2028
Technical Justification	Ayappa feeder emanates From Balimela PSS. Total length of the feeder is 31 Ckm. Supplying to approx. 1540 Nos of consumers. Peak load of the feeder is 31 Amps. It is observed that part of section is of 34 Sq.mm conductor and due to ageing and multiple joint interruption occurs between section PSS to Niladrinagar. There are also issues observed such as tilted pole, low clearance due to high span, damaged insulators etc. Hence network refurbishment and upgradation (34 Sqmm Size To 100 Sqmm) is planned under identified section.

Sr No	47
Circle-Division	Jeypore-MED
11 kV Feeder Name	Pangam
Considered Length (CKM)	1
Peak Load (Amp.)	77
Existing Conductor (Sq.mm)	34
Upgraded Conductor (Sq.mm)	80
Project Cost (Cr.)	0.06
Location From-To	PSS to towards Pangam

Considered Year	2028
Technical Justification	Pangam feeder emanates From Mathili PSS. Total length of the feeder is 62 Ckm. Supplying to approx. 3104 Nos of consumers. Peak load of the feeder is 77 Amps. It is observed that part of section is of 34 Sq.mm conductor and due to ageing and multiple joint interruption occurs between section PSS to towards Pangam. There are also issues observed such as tilted pole, low clearance due to high span, damaged insulators etc. Hence network refurbishment and upgradation (34 Sqmm Size To 80 Sqmm) is planned under identified section.

Sr No	48
Circle-Division	Jeypore- JED
11 kV Feeder Name	JEYPORE No II
Considered Length (CKM)	1.5
Peak Load (Amp.)	162
Existing Conductor (Sq.mm)	34/55
Upgraded Conductor (Sq.mm)	100
Project Cost (Cr.)	0.16
Location From-To	Panchanan Temple to SR Mall
Considered Year	2027-2028
Technical Justification	Jyp No II feeder emanates From Old Control Room PSS. Total length of the feeder is 6 Ckm. Supplying to approx. 5411 Nos of consumers. Peak load of the feeder is 162 Amps. It is observed that part of section is of 34/55 Sq.mm conductor and due to ageing and multiple joint interruption occurs between section Panchanan Mandir to SR Mall. There are also issues observed such as tilted pole, low clearance due to high span, damaged insulators etc. Hence network refurbishment and upgradation (34/55 Sqmm Size To 100 Sqmm) is planned under identified section. This proposal will improve the reliability in the region & enhance customer satisfaction.

Sr No	49
Circle-Division	City-BED-II
11 kV Feeder Name	11kV HIG
Considered Length (CKM)	1.2
Peak Load (Amp.)	120
Existing Conductor (Sq.mm)	34
Upgraded Conductor (Sq.mm)	100
Project Cost (Cr.)	0.13
Location From-To	Annapurna Nagar to Xavier School
Considered Year	2028
Technical Justification	HIG feeder emanates from NK Nagar PSS. Total length of the feeder is 4.7 Ckm. Supplying to approx. 1176 nos. of consumers. Peak load of the feeder is 120 Amps. Additionally, this feeder provides N-1 contingency support to the 11kV Old Berhampur Feeder and 11kV Gosaninuagam Feeder. Hence to meet current load and considering the future load growth, refurbishment and upgradation of only part of section with conductor size of 34 sq.mm size to 100 sq.mm is proposed under identified section.

Sr No	50
Circle-Division	City-BED-II
11 kV Feeder Name	11kV Housing Board
Considered Length (CKM)	1.5
Peak Load (Amp.)	167
Existing Conductor (Sq.mm)	34
Upgraded Conductor (Sq.mm)	148
Project Cost (Cr.)	0.2
Location From-To	Bimla Nagar to Jagannath vihar
Considered Year	2028
Technical Justification	Housing Board feeder emanates from NK Nagar PSS. Total length of the feeder is 5.1 Ckm. Supplying to approx. 6323 nos. of consumers. Peak load of the feeder is 167 Amps. Additionally, this feeder provides N-1 contingency support to the 11kV Old Berhampur Feeder (156A) and Sana Bazar(171A) . Hence to meet current load and considering the future load growth, refurbishment and upgradation of only part of section

	with conductor size of 34 sq.mm to 148 sq.mm is proposed under identified section.

Sr No	51
Circle-Division	City-BED-II
11 kV Feeder Name	Dalua Sahi
Considered Length (CKM)	0.5
Peak Load (Amp.)	113
Existing Conductor (Sq.mm)	80+100
Upgraded Conductor (Sq.mm)	148
Project Cost (Cr.)	0.07
Location From-To	Corporation Road PSs - Khaja Street
Considered Year	2028
Technical Justification	Dalua Sahi feeder emanates from Corporation Road PSS. Total length of the feeder is 2 Ckm. Supplying to approx. 2234 nos. of consumers. Peak load of the feeder is 113 Amps. Additionally, this feeder provides N-1 contingency support to the 11kV Sri Ram Nagar Feeder (274 A) and Gate bazar (127 A). Hence to meet current load and considering the future load growth, refurbishment and upgradation of only part of section with conductor size of 80 sq.mm & 100 sq.mm size to 148 sq.mm is proposed under identified section.

Sr No	52
Circle-Division	City-BED-II
11 kV Feeder Name	Tulasi Nagar
Considered Length (CKM)	0.5
Peak Load (Amp.)	193
Existing Conductor (Sq.mm)	55
Upgraded Conductor (Sq.mm)	100
Project Cost (Cr.)	0.05
Location From-To	Somanath Nagar 5th Line - Somanath Nagar 1st Line
Considered Year	2028
Technical Justification	11kV Tulasi Nagar feeder emanates from Lochapada PSS. Total length of the feeder is 4.8 Ckm. Supplying to approx. 5065 nos. of consumers. Peak load of the feeder is 193 Amps. Additionally, this feeder provides N-1 contingency support to the 11kV Braja Nagar (141 A) Feeder and 11kV Gate Bazar (127 A) Feeder.

	Hence to meet current load and considering the future load growth, refurbishment and upgradation of only part of section with conductor size of 55 sq.mm to 100 sq.mm is proposed under identified section.

Sr No	53
Circle-Division	Bhanjanagar-PED
Existing 11 kV Feeder Name	Church
Location From	Balliguda
Location To	Karnetpur
Considered Length (CKM)	5
Project Cost (Cr.)	0.3
Peak Load (Amp.)	32
Proposed Conductor (Sq.mm)	100
Considered Year	2027
Technical Justification	The Church Feeder, originating from Balliguda PSS, has an approximate length of 30.67 CKM and caters to 1,751 consumers with a peak load of around 47 Amps. The feeder plays a vital role in providing electricity supply to several critical institutions, including hospitals, a nursing college, and Odisha Adarsh Vidyalaya, where uninterrupted and reliable power supply is essential. The existing conductor of the feeder has mixed size conductor of 34,55 and has been in service for more than 20 years and has significantly deteriorated due to ageing. As a result, the feeder experiences power interruptions and adversely affecting the reliability and quality of power supply to consumers. Considering the importance of the connected consumers and the increasing maintenance issues associated with the ageing network, upgradation of the conductor along the identified stretch is urgently required. The proposed conductor replacement will enhance system reliability, reduce outages and breakdowns, improve voltage quality, and ensure a stable and uninterrupted power supply to all consumers served by the feeder, particularly the critical establishments dependent on continuous electricity supply.

Sr No	54
Circle-Division	Bhanjanagar-PED
Existing 11 kV Feeder Name	G. Udayagiri Town-1
Location From	Hatisala
Location To	Forest office
Considered Length (CKM)	3
Peak Load (Amp.)	70
Project Cost (Cr.)	0.18
Proposed Conductor (Sq.mm)	100
Considered Year	2027
Technical Justification	The G. Udayagiri Town-1 Feeder, originating from G. Udayagiri PSS, has an approximate length of 18.92 CKM and caters to 2395 consumers with a peak load of around 70 Amps. The feeder plays a vital role in providing electricity supply to several critical institutions, including hospitals, college, schools, Govt. Offices and Town area where uninterrupted and reliable power supply is essential. The existing conductor of the feeder has mixed size of 34,55,80 been in service for more than 20 years and has significantly deteriorated due to ageing. As a result, the feeder experiences power interruptions and adversely affecting the reliability and quality of power supply to consumers. Considering the importance of the connected consumers and the increasing maintenance issues associated with the ageing network, upgradation of the conductor along the identified stretch is urgently required. The proposed conductor replacement will enhance system reliability, reduce outages and breakdowns, improve voltage quality, and ensure a stable and uninterrupted power supply to all consumers served by the feeder, particularly the critical establishments dependent on continuous electricity supply.

Sr No	55
Circle-Division	Bhanjanagar-PED
Existing 11 kV Feeder Name	G. Udayagiri Town-2
Location From	Kanbagiri

Location To	Masanipada
Considered Length (CKM)	2
Peak Load (Amp.)	22
Project Cost (Cr.)	0.12
Proposed Conductor (Sq.mm)	100
Considered Year	2027
Technical Justification	The G. Udayagiri Town-2 Feeder, originating from G. Udayagiri PSS, has an approximate length of 9.06 CKM and caters to 734 consumers with a peak load of around 22 Amps. The feeder plays a vital role in providing electricity supply to several critical institutions, including hospital, college, Govt. Offices and Town area where uninterrupted and reliable power supply is essential. The existing conductor of the feeder has mixed size of 34,55 and has been in service for more than 20 years and has significantly deteriorated due to ageing. As a result, the feeder experiences power interruptions and adversely affecting the reliability and quality of power supply to consumers. Considering the importance of the connected consumers and the increasing maintenance issues associated with the ageing network, upgradation of the conductor along the identified stretch is urgently required. The proposed conductor replacement will enhance system reliability, reduce outages and breakdowns, improve voltage quality, and ensure a stable and uninterrupted power supply to all consumers served by the feeder, particularly the critical establishments dependent on continuous electricity supply.

Sr No	56
Circle-Division	Bhanjanagar-PED
Existing 11 kV Feeder Name	Rujangi
Location From	Near Dahapadar PSS
Location To	Tilakpada
Considered Length (CKM)	3
Peak Load (Amp.)	34
Project Cost (Cr.)	0.18
Proposed Conductor (Sq.mm)	100

Considered Year	2027
Technical Justification	The Rujangi Feeder, originating from Dahapadar PSS, has an approximate length of 75 CKM and caters to 1525 consumers with a peak load of around 34 Amps. The feeder plays a vital role in providing electricity supply to several critical institutions, including Schools, college, PHC and tube factory where uninterrupted and reliable power supply is essential. The existing conductor of the feeder has size of 34 sqmm and has been in service for more than 20 years and has significantly deteriorated due to ageing. As a result, the feeder experiences power interruptions and adversely affecting the reliability and quality of power supply to consumers. Considering the importance of the connected consumers and the increasing maintenance issues associated with the ageing network, upgradation of the conductor along the identified stretch is urgently required. The proposed conductor replacement will enhance system reliability, reduce outages and breakdowns, improve voltage quality, and ensure a stable and uninterrupted power supply to all consumers served by the feeder, particularly the critical establishments dependent on continuous electricity supply.

Sr No	57
Circle-Division	City-BED-3
11 kV Feeder Name	Nist
Considered Length (CKM)	3.3
Peak Load (Amp.)	66
Existing Conductor (Sq.mm)	55
Upgraded Conductor (Sq.mm)	80
Project Cost (Cr.)	0.2
Location From-To	• Nist Four Pole-Trupti Dhaba Old Age Home & Adarsha Vidyalaya • Golanthara Police Station-Reliance Petrol Pump
Considered Year	2028

Technical Justification	Nist feeder eminates from 33/11 kV Mantridi PSS, having length 16 Ckm approx. 11kV Nist feeder serves around 1171 consumers and having a peak load of 66 Amps. Due to low conductor size with overloading interuptions occurred. For which to support this current demand and prepare for future load growth, it is planned to refurbish and strengthen critical parts of the network. This includes upgrading the conductor size from 55 sq.mm to 80 sq.mm in designated sections to improve capacity and infrastructure resilience.

Sr No	58
Circle-Division	City-BED-I
11 kV Feeder Name	Narayanpur
Considered Length (CKM)	1.5
Peak Load (Amp.)	46
Existing Conductor (Sq.mm)	34+55
Upgraded Conductor (Sq.mm)	100
Project Cost (Cr.)	0.16
Location From-To	Narayanpur Jn. to Kalinga Metal
Considered Year	2028
Technical Justification	Narayanpur feeder emanates From Gopalpur PSS. Total length of the feeder is 13.6 Ckm. Supplying to approx. 1031 Nos of consumers. Peak load of the feeder is 46 Amps. It is observed that part of section is of 34 & 55 Sq.mm conductor and due to ageing and multiple joint interruption occurs between section Narayanpur Jn. to Kalinga Metals. There are also issues observed such as tilted pole, low clearance due to high span, damaged insulators etc. Hence network refurbishment and upgradation (34 Sqmm Size To 100 Sqmm) is planned under identified section.

Sr No	59
Circle-Division	City-BED-I
11 kV Feeder Name	Raghunathpur
Considered Length (CKM)	1.5
Peak Load (Amp.)	114
Existing Conductor (Sq.mm)	34&55
Upgraded Conductor (Sq.mm)	100
Project Cost (Cr.)	0.16

Location From-To	PSS to Pukudibandha Jn.
Considered Year	2028
Technical Justification	Raghunathpur feeder emanates From Narendrapur PSS. Total length of the feeder is 17.4 Ckm. Supplying to approx. 2210 Nos of consumers. Peak load of the feeder is 114 Amps. It is observed that part of section is of 34 Sq.mm conductor and due to ageing and multiple joint inetrruptions occurs between section of Pukudibandha Jn. There are also issues observed such as tilted pole, low clearance due to high span, damaged insulators etc. Hence network refurbishment and upgradation (34 Sqmm Size To 100 Sqmm) is planned under identified section.

Sr No	60
Circle-Division	City-BED-I
11 kV Feeder Name	Boxipalli
Considered Length (CKM)	1
Peak Load (Amp.)	68
Existing Conductor (Sq.mm)	34+55
Upgraded Conductor (Sq.mm)	100
Project Cost (Cr.)	0.11
Location From-To	ODRP Jn to New Boxipalli
Considered Year	2028
Technical Justification	Boxipalli feeder emanates From Gopalpur PSS. Total length of the feeder is 10 Ckm. Supplying to approx. 2854 Nos of consumers. Peak load of the feeder is 68 Amps. It is observed that part of section is of 34 Sq.mm conductor and due to ageing and multiple joint interruption occurs between section ODRP Junction to New Boxipalli. There are also issues observed such as tilted pole, low clearance due to high span, damaged insulators etc. Hence network refurbishment and upgradation (34 Sqmm Size To 100 Sqmm) is planned under identified section.

Sr No	61
Circle-Division	City-BED-I
11 kV Feeder Name	Tata Colony
Considered Length (CKM)	1.5

Peak Load (Amp.)	63
Existing Conductor (Sq.mm)	34
Upgraded Conductor (Sq.mm)	100
Project Cost (Cr.)	0.16
Location From-To	Back side of Narendrapur PSS to tata colony 4pole
Considered Year	2028
Technical Justification	Tata Colony feeder emanates From Narendrapur PSS. Total length of the feeder is 11 Ckm. Supplying to approx. 1086 Nos of consumers. Peak load of the feeder is 63 Amps. It is observed that part of section is of 34 Sq.mm conductor and due to ageing and multiple joint interruption occurs between section narendrapur to tata colony. There are also issues observed such as tilted pole, low clearance due to high span, damaged insulators etc. Hence network refurbishment and upgradation (34 Sqmm Size To 100 Sqmm) is planned under identified section.

Sr No	62
Circle-Division	City-BED-I
11 kV Feeder Name	Mandiapalli
Considered Length (CKM)	1.5
Peak Load (Amp.)	46
Existing Conductor (Sq.mm)	34
Upgraded Conductor (Sq.mm)	100
Project Cost (Cr.)	0.16
Location From-To	PSS to University SBI
Considered Year	2028
Technical Justification	Mandiapalli feeder emanates From Bhanjabihar PSS. Total length of the feeder is 6.5 Ckm. Supplying to approx. 1629 Nos of consumers. Peak load of the feeder is 46 Amps. It is observed that part of section is of 34 Sq.mm conductor and due to ageing and multiple joint interruption occurs between section PSS to SBI. There are also issues observed such as tilted pole, low clearance due to high span, damaged insulators etc. Hence network refurbishment and upgradation (34 Sqmm Size To 100 Sqmm) is planned under identified section.

Sr No	63
Circle-Division	City-BED-I
11 kV Feeder Name	Old Gopalpur
Considered Length (CKM)	3
Peak Load (Amp.)	5
Existing Conductor (Sq.mm)	34+55
Upgraded Conductor (Sq.mm)	100
Project Cost (Cr.)	0.32
Location From-To	Bhanjabihar PSS-Satya Narayanpur
Considered Year	2028
Technical Justification	Old Gopalpur feeder emanates From Bhanjabihar PSS. Total length of the feeder is 3.2 Ckm. Supplying to approx. 234 Nos of consumers. Peak load of the feeder is 5 Amps. It is observed that part of section is of 34 & 55 Sq.mm conductor and due to ageing and multiple joint interruption occurs between section PSS to Satya Narayanpur. There are also issues observed such as tilted pole, low clearance due to high span, damaged insulators etc. Furthermore, this feeder provides N-1 contingency support to the 11kV Narayanpur Feeder. Hence network refurbishment and upgradation (34 Sqmm Size To 100 Sqmm) is planned under identified section.

Sr No	64
Circle-Division	City-BED-I
11 kV Feeder Name	Ayodhya Nagar
Considered Length (CKM)	0.8
Peak Load (Amp.)	116
Existing Conductor (Sq.mm)	55+80
Upgraded Conductor (Sq.mm)	100
Project Cost (Cr.)	0.09
Location From-To	Gajapati Nagar Chowk - Gajapati nagar 5th Ln
Considered Year	2028
Technical Justification	Ayodhya Nagar feeder emanates from Bidyutpuri PSS. Total length of the feeder is 4.4 Ckm. Supplying to approx. 1951 nos. of consumers. Peak load of the feeder is 116 Amps. Additionally, this feeder provides N-1 contingency support to the 11kV Courtpeta Feeder and 11kV Khodasingi Feeder.

	Hence to meet current load and considering the future load growth, refurbishment and upgradation of only part of section with conductor size of 80 sq.mm size to 100 sq.mm is proposed under identified section.

Sr No	65
Circle-Division	City-BED-I
11 kV Feeder Name	Chandimandira
Considered Length (CKM)	2.3
Peak Load (Amp.)	132
Existing Conductor (Sq.mm)	34+55
Upgraded Conductor (Sq.mm)	100
Project Cost (Cr.)	0.25
Location From-To	Jail Road tapping to keshav nagar jyatrapadi
Considered Year	2028
Technical Justification	Chandimandira feeder emanates from Ankuli PSS. Total length of the feeder is 3.37 Ckm. Supplying to approx. 3092 nos. of consumers. Peak load of the feeder is 132 Amps. Additionally, this feeder provides N-1 contingency support to the 11kV Nigam Nagar Feeder (132A). Hence to meet current load and considering the future load growth, refurbishment and upgradation of only part of section with conductor size of 34 sq.mm & 55 sq.mm size to 100 sq.mm is proposed under identified section.

Sr No	66
Circle-Division	City-BED-I
11 kV Feeder Name	Gajapati Nagar
Considered Length (CKM)	1
Peak Load (Amp.)	105
Existing Conductor (Sq.mm)	34+55
Upgraded Conductor (Sq.mm)	100
Project Cost (Cr.)	0.11
Location From-To	Basudev Nagar 1st lane, 11th lane and Maa Saraswathi sishu mandir
Considered Year	2028

Technical Justification	Gajapati Nagar feeder emanates from Bidyutpuri PSS. Total length of the feeder is 3.5 Ckm. Supplying to approx. 1936 nos. of consumers. Peak load of the feeder is 105 Amps. Hence to meet current load and considering the future load growth, refurbishment and upgradation of only part of section with conductor size of 34 sq.mm & 55 sq.mm size to 100 sq.mm is proposed under identified section.

Sr No	67
Circle-Division	City-BED-I
11 kV Feeder Name	Kamapalli
Considered Length (CKM)	1.2
Peak Load (Amp.)	199
Existing Conductor (Sq.mm)	80+100
Upgraded Conductor (Sq.mm)	148
Project Cost (Cr.)	0.16
Location From-To	PSS to Sahu Line AB Switch Near Courtpeta Feeder
Considered Year	2028
Technical Justification	Kamapalli feeder emanates from Old Medical PSS. Total length of the feeder is 4.3 Ckm. Supplying to approx. 3100 nos. of consumers. Peak load of the feeder is 199 Amps. Additionally, this feeder provides N-1 contingency support to the 11kV Cortpeta Feeder and 11kV Tata Benz Feeder. Hence to meet current load and considering the future load growth, refurbishment and upgradation of only part of section with conductor size of 80 sq.mm & 100 sq.mm size to 148 sq.mm is proposed under identified section.

Sr No	68
Circle-Division	City-BED-I
11 kV Feeder Name	Ankuli NH
Considered Length (CKM)	4
Peak Load (Amp.)	120
Existing Conductor (Sq.mm)	34+55
Upgraded Conductor (Sq.mm)	100
Project Cost (Cr.)	0.43
Location From-To	Bramhapalli tapping and Ganju road tapping

Considered Year	2028
Technical Justification	Ankuli NH feeder emanates from Goodshed PSS. Total length of the feeder is 26 Ckm. Supplying to approx. 2029 nos. of consumers. Peak load of the feeder is 120 Amps. Hence to meet current load and considering the future load growth, refurbishment and upgradation of only part of section with conductor size of 34 sq.mm & 55 sq.mm size to 100 sq.mm is proposed under identified section.

Sr No	69
Circle-Division	City-BED-I
11 kV Feeder Name	Tata Benz/ Godabarish Nagar
Considered Length (CKM)	1
Peak Load (Amp.)	280
Existing Conductor (Sq.mm)	34+55
Upgraded Conductor (Sq.mm)	100
Project Cost (Cr.)	0.11
Location From-To	Badakhemundi to Ramakrushna Nagar
Considered Year	2028
Technical Justification	Tata Benz/Godabarish Nagar feeder emanates from Old Medical PSS. Total length of the feeder is 9.5 Ckm. Supplying to approx. 5225 nos. of consumers. Peak load of the feeder is 280 Amps. Hence to meet current load and considering the future load growth, refurbishment and upgradation of only part of section with conductor size of 34 sq.mm & 55 sq.mm size to 100 sq.mm is proposed under identified section.

Sr No	70
Circle-Division	City-BED-3
11 kV Feeder Name	Golanthara
Considered Length (CKM)	2.5
Peak Load (Amp.)	45
Existing Conductor (Sq.mm)	34
Upgraded Conductor (Sq.mm)	80
Project Cost (Cr.)	0.25
Location From-To	Haripur Road-Maha bhairabhi
Considered Year	2028

Technical Justification	Golantahara feeder emanates From Jagapur PSS. Total length of the feeder is 11 Ckm approx..Peak load of the feeder is 45Amps. It is observed that part of section is of 34 Sq.mm conductor and due to ageing and multiple joint interruption occurs between section Haripur Road-Maha bhairabhi. There are also issues observed such as tilted pole, low clearance due to high span, damaged insulators etc. Hence network refurbishment and upgradation (34 Sqmm Size To 80 Sqmm) is planned under identified section.

137. The Summary of the expenditure for FY 2027-28 proposed for Upgradation of the Lines is as given in the table below

Table 34 Capital Expenditure for Refurbishment/Upgradation of Lines:

Sr. No.	Description of Projects	UOM	Unit Cost- (Rs Lakhs)	Quantity (Ckt Km)	Total Estimated Cost (In Rs.Cr.)
1	Upgradation of 33 KV Line 232 Sqmm WPB 13 mtr	Ckm	17.58	12.50	2.20
2	Upgradation of 33 KV Line 148 Sqmm WPB 13 mtr	Ckm	13.89	188.80	26.23
3	Upgradation of 33 KV Line with 148 Sqmm Covered Conductor WPB 13 mtr	Ckm	20.28	4.50	0.91
4	Upgradation of 11 KV Line 148 Sqmm WPB 11 mtr	Ckm	13.00	3.25	0.42
5	Upgradation of 11 KV Line 100 Sqmm WPB 11 mtr	Ckm	10.79	117.84	12.72
6	Upgradation of 11 KV Line 100 Sqmm PSC 9 mtr	Ckm	6.77	41.90	2.84
7	Upgradation of 11 KV Line 80 Sqmm WPB 11 mtr	Ckm	10.07	5.50	0.55
8	Upgradation of 11 KV Line 80 Sqmm PSC 9 mtr	Ckm	6.04	32.25	1.95
Total				**406.5**	**47.82**

Unit BOQ is provided in Annexure 5 , location is provided in Annexure 10& Load Flow Study and Cost Benefit Analysis of 33kV/11kV Line in Annexure-8

4.3.3.2.3 Conversion of 33 KV /11 KV Bare O/H Conductor to Covered Conductor

138. Few lines have been identified where there is a requirement of conversion of O/H bare conductor to Covered Conductor to improve reliability of power distribution lines. It will improve reliability & enhance safety.

Benefits with Covered Conductors: -

- Protects the aluminium conductor from corrosion.
- Reducing transient and enhance the reliability.

Table 35 : Capital Investment for coversion to Covered Conductor in FY 2027-28

Sr. No.	Description of Projects	UOM	Unit Cost (Rs Lakhs)	Proposed Qty (Ckt Km)	Total Estimated Cost (In Rs.Cr.)
1	Conversion of 33 KV Bare O/H to Covered Conductor 148 Sqmm on 13mtr WPB	Ckm	20.28	1.85	0.38
2	Conversion of 33 KV Bare O/H to Covered Conductor 148 Sqmm on 11mtr WPB	Ckm	19.36	0.86	0.17
3	Conversion of 33 KV Bare O/H to Covered Conductor 100 Sqmm on 13mtr WPB	Ckm	15.98	0.50	0.08
4	Conversion of 33 KV Bare O/H to Covered Conductor 100 Sqmm on 11mtr WPB	Ckm	15.05	1.20	0.18
5	Conversion of 11 KV Bare O/H to Covered Conductor 100 Sqmm on 11mtr WPB	Ckm	13.57	18.13	2.46
6	Conversion of 11 KV Bare O/H to Covered Conductor 100 Sqmm on 09mtr PSC	Ckm	9.55	37.60	3.59
	Total			**60.1**	**7.02**

Unit BOQ is provided in Annexure 5, location is provided in Annexure 10

Table 36 : Road Map for Upgradation of 33 KV and 11 KV lines

Sl. No.	Activity	UOM	Total Scope across System	Planned so far (up to FY'27 DPR)	Balance requirement	Proposed under FY'28 DPR	Balance Quantity
			A	B	C=A-B	D	E=C-D
1	33kV Line Refurbishment	CKm	1620.	490.	1130.	210	920
2	11kV Line Refurbishment	CKm	3560	783.	2776	258	2518

4.3.3.3 Construction of 33 KV and 11 KV Underground Cables

Particulars for justification schemes		
1	Need of the investment	Multiple 33 kV and 11 kV overhead lines cross each other at several locations, creating risks of electromagnetic induction, flashovers, and conductor clashing. These crossings increase the probability of faults, equipment damage, and safety hazards to the public and field staff. Converting critical crossing spans to underground cables mitigates these risks and improves statutory compliance on clearances.
2	Timelines of the Project	The tentative implementation period may be considered as 12 months after approval of the scheme
3	Scheme for revised approval / scope / cost	New Scheme
4	Proposed Capital Investment Scheme (in Rs. Cr.)	Total estimated cost: Rs. 1.56 Cr
5	Technical Justification	Underground cables at crossing points eliminate overhead interference, reduce induction-related faults, and ensure adequate vertical/horizontal clearances as per safety norms. This reduces forced outages, improves feeder reliability, and lowers maintenance burden at high-risk crossing locations.
6	Phasing of Investment	The tentative implementation period may be considered as 12 months after approval of the scheme
7	Statutory / Safety Requirement	The scheme pertains to Safety
8	Cost Assessment /Cost Breakup. (Detailed breakup of each head is	The cost assessment is based on the unit rates mentioned in Annexure 5

	required. Utility may attach separate sheets with the excel working documentary proof justifying the rate reasonability)	
9	Cost Benefit Analysis	Benefits are mentioned in this section of DPR
10	Constraints	During execution ROW may arise
11	Detailed Justification for quantity proposed	Locations (3 nos. of 33 kV and 9 nos. of 11 kV UG) correspond to identified where overhead interference and clearance issues are most severe.

139. Implementing Underground Networks at Overhead network crossing-Lines interference: In the current electrical distribution network, several 33kV &11kV overhead power lines cross each other at various points. This crossing of lines can lead to potential incidents due to electromagnetic induction, which poses significant safety and reliability risks. Induction can cause interference between the lines, potentially leading to electrical faults, increased wear and tear, and unsafe inccidents. To mitigate these risks and enhance the safety and reliability of the power supply, it is proposed to replace the overhead crossing points with an underground cable system.

140. By implementing this solution, TPSODL aim to enhance the safety, reliability, and overall performance of the electrical distribution network at very few locations. This proactive measure will not only address current issues but also provide long-term benefits for the power infrastructure.

141. The proposed investment in the scheme is as follows:

Table 37 : Capital Investment for Underground Cable in FY 2027-28

Sl. No.	Description of Projects	UOM	Unit Cost (Rs Lakhs)	Proposed Qty	Total Estimated Cost (Rs.in Cr.)
1	33 kV UG 3X 400 Sqmm	Nos.	16.04	3	0.48
2	11 kV UG 3X 400 Sqmm	Nos.	12.15	9	1.08
3	**Total**			**12**	**1.56**

Unit BOQ is provided in Annexure 5 and Locations provided in Annexure 10

4.3.3.4 River Crossing

Particulars for justification schemes		
1	Need of the investment	The TPSODL license area, being prone to frequent natural disasters such as cyclones and flooding, is further challenged by its major distribution coverage along the coastal belt. During survey, it was observed that certain 33 kV and 11 kV lines are crossing rivers through Single poles, double pole structures. In several of these spans, the conductor sag is excessive and below the permissible clearance level, thereby increasing vulnerability to forced outages and safety risks during adverse weather conditions.
2	Timelines of the Project	The tentative implementation period may be considered as 12 months after approval of the scheme
3	Scheme for revised approval / scope / cost	New Scheme
4	Proposed Capital Investment Scheme (in Rs. Cr.)	The estimated cost is Rs. 1.54 Cr.
5	Technical Justification	Several 33 kV and 11 kV river-crossing sections where existing crossings are in vulnerable condition. Owing to the long span lengths involved, these crossings experience excessive conductor sag, resulting inadequate statutory clearances and increased vulnerability during flood conditions. In many instances rising water levels significantly reduce ground clearance, necessitating feeder shutdowns to ensure public safety and prevent network damage. Such forced outages adversely impact supply reliability and increase restoration time during adverse weather events
6	Phasing of Investment	The tentative implementation period may be considered as 12 months after approval of the scheme
7	Statutory / Safety Requirement	The scheme pertains to Statutory and Safety
8	Cost Assessment /Cost Breakup. (Detailed breakup of each head is required. Utility may attach separate sheets with the excel working documentary proof	The cost assessment is based on the unit rates mentioned in Annexure 5

	justifying the rate reasonability)	
9	Cost Benefit Analysis	Benefits are mentioned in this section of DPR
10	Constraints	Row may arise during execution of work.
11	Detailed Justification for quantity proposed	The proposal is based on field survey data, identifying specific river crossings with sag below permissible limit and also existing single and double poles with inadequate height are proposed for replacement. The quantity reflects the number of vulnerable crossings identified during survey. Each crossing affects large clusters of customers. The proposed number of structures ensures continuity of supply and minimizes forced outages and for reinforced structures capable of withstanding high wind .

142. A significant portion of TPSODL's distribution network is situated in riverine and flood-prone areas, where frequent occurrences of floods, cyclones and other extreme weather events adversely affect the reliability and safe operation of the electrical distribution system. During field survey it is identified several 33 kV and 11 kV river-crossing sections where existing crossings are in vulnerable condition. Owing to the long span lengths involved, these crossings experience excessive conductor sag, resulting inadequate statutory clearances and increased vulnerability during flood conditions. In many instances rising water levels significantly reduce ground clearance, necessitating feeder shutdowns to ensure public safety and prevent network damage.

143. Such forced outages adversely impact supply reliability and increase restoration time during adverse weather events. Therefore, it is proposed to strengthen and upgrade the existing river-crossing infrastructure with suitable high-strength structures such as Double-pole structures & Four-Pole Structures to ensure adequate clearances, improve network resilience, enhance operational safety and provide reliable power supply to consumers.

144. We have proposed upgradation of river crossing infrastructure as below:

- River Crossing to be done by Four Pole structure
- River Crossing to be done by Double pole structure

Table 38 : Capital Expenditure in towards River Crossing

Sl. No.	Description of Projects	Unit Cost (Rs in Lakhs)	Quantity (Set)	Total Estimated Cost (In Rs.Cr.)
1	Four Pole	8.93	14	1.25
2	Double Pole	5.75	5	0.29
	Total		**19**	**1.54**

Unit BOQ is provided in Annexure 5, location is provided in Annexure 10

4.3.3.5 Summary of CAPEX requirement for 33kV and 11kV Network infrastructure development and system strengthening

Based on the above, the Capital Expenditure proposed for 33kV and 11kV Network infrastructure development and system strengthening is as follows:

Table 39 : Capital Expenditure towards 33kV and 11kV Network infrastructure development and system strengthening

Sl. No.	Activities	Total Estimated Cost (In Rs.Cr.)
1	33 kV & 11 kV New Network Infrastructure	76.54
2	Refurbishment of 33 KV & 11 KV Line	47.82
3	Conversion of 33 KV /11 KV Bare O/H Conductor to Covered Conductor	6.85
4	33 KV & 11 KV UG Cable	1.56
5	River Crossing Infrastructure	1.54
	Total Estimated Cost (In Rs.Cr.)	**134.31**

4.3.4 Technology Adoption (Auto-Reclosure, Sectionalizer, FPI)

4.3.4.1 Installation of (Auto Recloser & Sectionalizer, RMU,AB Switch , FPI and Innovations Project)

Particulars for justification schemes		
1	Need of the investment	Long 11 kV overhead feeders and transient faults lead to unnecessary sustained interruptions. Installation of auto-reclosers, sectionalizers, RMUs and FPIs will enable faster fault detection, isolation of faulty sections and restoration of supply. The scheme will also reduce the need for repeated manual switching under fault conditions, thereby improving field staff safety.
2	Timelines of the Project	The tentative implementation period may be considered as 12 months after approval of the scheme
3	Scheme for revised approval / scope / cost	New Scheme
4	Proposed Capital Investment Scheme(In Rs. Cr.)	The proposed capital investment is Rs. 7.92 Cr.
5	Technical Justification	
6	Phasing of Investment	The tentative implementation period may be considered as 12 months after approval of the scheme
7	Statutory / Safety Requirement	The scheme pertains to reliability improvement, network protection, operational safety and reduction of outage duration.
8	Cost Assessment /Cost Breakup. (Detailed breakup of each head is required. Utility may attach separate sheets with the excel working documentary proof justifying the rate reasonability)	The cost assessment is based on the unit rates mentioned in Annexure 5
9	Cost Benefit Analysis	Benefits of the scheme mentioned in the section of this DPR
10	Constraints	site accessibility, right-of-way issues
11	Detailed Justification for quantity proposed	The quantities have been proposed based on the identified long 33 kV and 11 kV feeders, feeder-wise fault exposure, network sectionalization requirements and the requirement for faster fault identification. The detailed quantity and location are provided in Annexures 10.

4.3.4.1.1 Auto Recloser & Sectionalizer

145. Auto-reclosures are very efficient in minimizing outages from transient faults on overhead feeders. When installed along with Sectionalizers, they can isolate the faulty sections of the feeder while re- energizing the rest of the feeders. In case of very lengthy circuits, the sectionalizers can also be connected in series.

146. TPSODL currently has a large number of very long overhead feeders. Moreover, it is observed that multiple 11kV feeders are controlled through single 11kV breaker or AB switch in some primary substation. Fault in any 11kV feeder or maintenance activity in 11kV breaker at primary substation affects the supply of consumers connected on all 11kV feeders controlled from that breaker. In order to improve reliability of power supply at such substations, installation of auto-recloser, sectionalizers and Ring Main Units (RMU) is being proposed in phase manner.

Auto-Recloser and Sectionalizer Benefits

- Continuity of power supply for the consumers resulting in less complaints from citizens.
- Reduce the time of power supply disconnection in cases of transient faults.
- Reduce the unsold energy due to faults.
- Reduce the cost of manpower operating in managing disconnected lines.
- Maximum utilization of the network components.
- Event Log and Remote control.

4.3.4.1.2 Ring Main Unit

147. TPSODL is also planning to install RMUs to improve reliability.

RMU- Benefits:

- The major advantage of Ring Main Units is the safety they provide to the operators. Like the operation of switching devices with interlocking system requires less knowledge and effort.
- Working with IEDs allows remote operation. SCADA implementation is easy with smart Ring main units.
- The space occupied by RMUs is less as they are Gas Insulated Switchgear.
- The time taken for installation and commissioning of RMUs is very less. RMUs require less maintenance.

4.3.4.1.3 Installation of FPI on 33 KV & 11 Line:

148. Fault Passage Indicator (FPIs): Installation of overhead Fault Passage Indicators (O/H FPIs) is proposed for faster identification and restoration of faults on long 33 KV and 11kV feeders with multiple sections., FPIs are proposed for installation on 33 KV and 11 KV Line

FPI - Benefits

- Easy fault identification.
- Easy to install, even on live network.
- Detects both short circuit and low current earth faults.
- Indicates both permanent and transient faults.
- Highly visible red flash light.
- Reduction in supply restoration time by 1-2 hrs.
- Reduction in unserved Energy Enhancing customer satisfaction

Summary of Capital Expenditure

149. The total Capital Expenditure on the above protection and isolation equipment is as follows:

Table 40 : Capital Expenditure for ARC, Sectionalizer, RMU and FPI

Sr. No.	Description of Projects	Unit Cost- (Rs Lakhs)	Quantity (No/Set)	Total Estimated Cost (In Rs.Cr.)
1	AutoRecloser 33 KV	17.49	1	0.17
2	Sectionalizer 33 KV	18.1	2	0.36
3	AutoRecloser 11 KV	13.99	3	0.42
4	Sectionalizer 11 KV	14.5	6	0.87
A	**Total - Auto Reclosure and Sectionaliser**		**12**	**1.83**
5	33 KV RMU 4 Way	55.31	2	1.11
6	11 KV RMU 4 Way	20.59	3	0.62
B	**Total - RMU**		**5**	**1.72**
7	33 KV FPI Communicable	2	44	0.88
8	11 KV FPI Communicable	2	50	1
9	33 KV FPI Non Communicable	0.46	25	0.12
10	11 KV FPI Non Communicable	0.46	471	2.17
C	**Total FPI**		**590**	**4.16**
	Total Estimated Cost (In Rs.Cr.)			**7.71**

Unit BOQ is provided in Annexure 5, location is provided in Annexure 10

Table 41 : Road Map Plan for ARC, Sectionalizer, RMU and FPI

Sl. No.	Activity	UOM	Total Scope across System (Critical & Priority Based)	Planned so far (up to FY'27 DPR)	Balance requirement	Proposed under FY'28 DPR	Balance Quantity
			A	B	C=A-B	D	E=C-D
1	33kV & 11kV FPI (Set of 3 no's)	Set	17400	2669	14731	590	14141
2	33 KV AutoRecloser/ Sectionalizer	Nos	133	33	100	3	97
3	11 KV AutoRecloser/ Sectionalizer	Nos	462	162	300	9	291
4	33 kV RMU	Nos.	62	12	50	2	48
5	11 kV RMU	Nos.	155	55	100	3	97

4.3.4.2 33 KV & 11 KV Line AB Switch

150. AB switch is an essential element of any overhead power line, used to connect or disconnect the power system when tripped, for maintenance, to isolate the faulty section, and to restore the supply to healthy section to improve reliability.

Benefits:

- The major advantage of installing AB switches in 33kV and 11kV feeders is that field engineers would have flexibility to isolate the section locally instead of switching off entire feeder.
- In case of any tripping, maintenance engineer can isolate the faulty section and restore the supply of remaining consumers thereby improving the reliability.

151. It is proposed to install 1kV and 33kV AB Switches as per following details. Remaining quantity will be planned in phased manner.

Table 42 : Capital Expenditure for 11 KV and 33 KV AB Switches

Sr. No.	Description of Projects	Unit Cost- (Rs Lakhs)	Quantity (No)	Total Estimated Cost (In Rs.Cr.)
1	Installation of 33 KV Line AB Switch	2.44	50.00	1.22
2	Installation of 11 KV Line AB Switch	1.89	274.00	5.17
3	Installation of 33 KV Line Isolator	3.44	69.00	2.37
4	Installation of 11 KV Line Isolator	2.51	10.00	0.25
Total Estimated Cost (In Rs.Cr.)				**9.02**

Unit BOQ is provided in Annexure 5, location is provided in Annexure 10

4.3.4.3 New Technology Innovation Projects

152. Adoption of new technology thrives when innovation is encouraged at every level of the organization. To foster this mindset, TPSODL has earmarked funding for pilot projects aimed at deploying new-age, technology-driven solutions. This initiative supports the development and evaluation of advanced equipments, systems, and methods to enhance reliability and quality of power. Key objectives include:

- Supporting multiple pilot projects in advanced and new technology, methods, and data systems. Few of The Pilot Projects we want to initiate are as listed below:
  a) *Condition Based Monitoring-Online Temperature, Partial Discharge & Humidity Monitoring System for 33&11KV Panels*
  b) *Cost Effective and Innovative Fuse Saver for 11kV Line for reduction in transient faults.*
  c) *LT Battery Energy Storage System-For Solar Integration &Reduction in Carbon Footprint*
  d) *Implementation of Cutout Mounted Low cost Recloser in Long Distribution Line for Reliability improvement*
- Evaluating and scaling up successful pilot initiatives.
- Encouraging employee-led innovations through an innovation challenge platform.
- Testing emerging technologies on a small scale before wider deployment.
- Positioning TPSODL as a leader in adopting cutting-edge practices within the power distribution sector

Table 43 : Capital Expenditure towards New Technology and Innovation Projects

Sl. No.	Description of Projects	Total Estimated Cost (In Rs.Cr.)
1	New Technology and Innovative Projects	0.21

4.3.4.4 Summary of CAPEX requirement for Technology Adoption (Auto-Reclosure, Sectionalizer, FPI, etc.,)

Based on the above, the Capital Expenditure proposed for 33kV and 11kV Network infrastructure development and system strengthening is as follows:

Table 44 : Capital Expenditure towards Technology Adoption

Sl. No.	Description of Projects	Total Estimated Cost (In Rs.Cr.)
1	Installation of AutoRecloser & Sectionalizer,RMU and FPI, AB switch & Isolator	7.71
2	33 KV & 11 KV Line AB Switch	9.02
3	New Technology and Innovative Projects	0.21
	Total Estimated Cost (In Rs.Cr.)	**16.94**

4.3.5 HV and LV protection of DSS

Particulars for justification schemes		
1	Need of the investment	Field inputs have indicated that several existing Distribution Substations are in poor condition, with damaged or inadequately maintained HT and LT protection equipment, earthing arrangements, AB switches, HG fuses, lightning arresters and civil structures. These deficiencies increase the risk of equipment failure, technical losses, safety incidents and avoidable interruptions. Installation of effective LV protection will also prevent LT faults from propagating to the 11 kV system and tripping the upstream feeder.
2	Timelines of the Project	The tentative implementation period may be considered as 12 months after approval of the scheme
3	Scheme for revised approval / scope / cost	New Scheme
4	Proposed Capital Investment Scheme(In Rs. Cr.)	The proposed capital investment is Rs. 9.97 Cr., comprising Rs. 2.62 Cr. for HV Protection and Rs. 7.35 Cr. for LV protection at DSS.
5	Technical Justification	
6	Phasing of Investment	The scheme is proposed to be implemented over a period of 12 months after approval. Execution may be prioritized based on the condition of DSS assets, transformer failure, absence of LT protection, consumer criticality and site accessibility.

7	Statutory / Safety Requirement	The scheme pertains to reliability improvement, electrical safety, protection of distribution transformers, improvement of earthing and compliance with applicable technical and safety requirements.
8	Cost Assessment /Cost Breakup. (Detailed breakup of each head is required. Utility may attach separate sheets with the excel working documentary proof justifying the rate reasonability)	The cost assessment is based on the unit rates mentioned in Annexure 5
9	Cost Benefit Analysis	The scheme will improve supply reliability, reduce transformer failures, minimize HT feeder tripping due to LT faults, and improve the safety of field personnel and the public. It will also reduce emergency maintenance costs and improve the operating life of distribution transformers and associated DSS equipment.
10	Constraints	site conditions and ROW may arise during work execution.
11	Detailed Justification for quantity proposed	The quantities have been proposed based on field inputs, the observed condition of DSS equipment, the number of substations requiring refurbishment, transformer capacity-wise requirements and the availability or absence of effective LV protection. Detailed location are provided in Annexures 10.

4.3.5.1 HV Protection (AB Switch, HG Fuse, LA, Earthing, Plinth)

153. Distribution Substation (DSS) comprises of various equipment which perform specific task to ensure delivery of power supply at appropriate voltage to the end consumers. Main components are 11 kV Switching device, 11 kV Protection, Distribution Transformer, LV Protection, Earthing, fencing and O/G LV feeders. The most expensive equipment in the DSS is Distribution Transformer and its life depends upon healthy condition of all other components be it LV Protection, HV Protection, Earthing or fencing. The age of Distribution Transformer can be enhanced by ensuring healthiness of all other components.

154. In our preliminary surveys, it is observed that many of the existing DSS are in shabby condition with damaged or ill-maintained HT & LT protection equipment. Many

connections at pole mounted or plinth mounted substations are in very bad condition which not only cause high technical loss but also give rise to undue interruptions.

155. TPSODL proposes following activities under HV and LT protection at Distribution Substation:

- Provision of AB switch, HG Fuse units, LA, DP Structure as per the requirement in DSS.
- Provision of new / additional earthing in all DSS as per site requirement.
- Carry out civil works like DSS Plinth as per site requirement.

4.3.5.2 LV protection at DSS

156. Analysis of distribution transformer's failure data for the last few years suggest that effective HV & LV protection might have reduced the transformer failure. For example, if there is no effective protection on LV side, during fault on the load side, the fault current will pass through the transformer for a longer duration till the fault is isolated by upstream network. Since the magnitude of the fault current is high, it is likely to produce mechanical and thermal stresses in the transformer causing pre-mature failure of the transformer.

157. During survey it was observed that still there are no LT protection at some DTR secondary side so any fault occurred during in LT shifts to 11kV System and tripping 11kV feeder. The Tripping on 11kV feeders impacts reliability indices SAIFI and SAIDI and all connected consumers are also affected due to shut down.

158. In order to reduce the effect of LT fault on 11kV System, it is recommended to install LTDB with MCCB on these Distribution Substations.

Benefits

- Overall efficiency and safety by removing all old joints with new one, crimping of Lugs through Crimping tool, new earthing of the substation, replacement of faulty AB switches and corn out jumpers.
- Reliable power supply to consumers
- Ease of operation to the field teams
- Enhance Customer delight.
- Safety to workforce and improve operation efficiency
- Safety of the Equipment in DSS and reduces its failure rate.
- Effective LT protection will help in localizing the fault on LT networks and avoid fuse burning on HT side of the DTR

159.It is proposed to undertake HT protection and LT protection measures as per below details.

Table 45 : Capital Expenditure towards HV and LV Protection

Sr. No.	Description of Projects	Unit Cost- (Rs Lakhs)	Quantity (No/Set)	Total Estimated Cost (In Rs.Cr.)
A	**HV Protection (AB Switch, HG Fuse, LA, Earthing, Plinth, DP)**			
1	AB Switch 200A	0.26	293	0.76
2	HG Fuse 200A	0.18	292	0.53
3	LA(Set)	0.13	774	1.02
4	Earthing	0.07	200	0.14
5	Plinth (250kVA to 500kVA)	0.33	51	0.17
	Estimated Cost (In Rs.Cr.) (A)			**2.62**
B	**LV Protection at DSS**			
6	Installation of LV protection at DSS-MCCB for 25 KVA	0.54	159	0.86
7	Installation of LV protection at DSS-MCCB for 63 KVA	0.55	178	0.97
8	Installation of LV protection at DSS-MCCB for 100 KVA	0.63	256	1.62
9	Installation of LV protection at DSS-MCCB for 250 KVA	1.16	156	1.81
10	Installation of LV protection at DSS-MCCB for 315 KVA	1.67	11	0.18
11	Installation of LV protection at DSS-MCCB for 500 KVA	1.88	101	1.90
	Estimated Cost (In Rs.Cr.) (B)			**7.35**
	Total Estimated Cost (In Rs.Cr.) C=A+B			**9.97**

Unit BOQ is provided in Annexure 5 , location is provided in Annexure 10

Table 46 : Road Map Plan towards HT Protection and LV Protection

Sl. No.	Activity	UOM	Total Scope across System (Critical & Priority Based)	Planned so far (up to FY'27 DPR)	Balance requirement	Proposed under FY'28 DPR	Balance Quantity
			A	B	C=A-B	D	E=C-D
1	HT Protection (LA,AB Switch, plinth)	Nos	17287	3340	13947	1610	12337
2	LV Protection for DSS	Nos	65199	5644	59555	861	58694

4.3.6 Summary of CAPEX requirement for Network Reliability

Based on the above, the Capital Expenditure proposed for Network Reliability is as follows:

Table 47 Capital Expenditure under Network Reliability

Sl. No.	Activity	Total Estimated Cost (In Rs.Cr.)
1	SCADA- automation and Security Surveillance at PSS	12.0
2	PSS Strengthening Works for reliability Improvement	40.0
3	33kV and 11kV Network infrastructure development and system strengthening	134.31
4	Technology Adoption (Auto-Reclosure, Sectionalizer, FPI, etc.,)	16.94
5	HV and LV protection of DSS	9.97
Sub Total- Network Reliability (C)		**213.22**

4.4 LOAD GROWTH AND VOLTAGE PROFILE IMPROVEMENT

Particulars for justification schemes		
1	Need of the investment	a. Augmentation of PTR b. Augmentation/addition of Distribution Transformer along with associated lines c. Relocation & Reuse of Power & Distribution Transformers d. Voltage profile Improvement e. Augmentation and addition of LT ABC line
2	Timelines of the Project	The project is proposed to be implemented over 12 months from the date of approval
3	Scheme for revised approval / scope / cost	New Scheme
4	Proposed Capital Investment Scheme (In Rs. Cr.)	Total Proposed Capital Investment: Rs. 153.53 Cr Augmentation of PTR - 48.78 Cr. Augmentation/addition of Distribution Transformer along with associated lines- 40 Cr. Voltage profile Improvement- 39.08 Cr. Augmentation and addition of LT ABC line- 25.67Cr.
5	Technical Justification	Mitigation of Overloading of Power & distribution transformer & LT AB cable along with improvement of voltage profile.
6	Phasing of Investment	The tentative implementation period may be considered as 12 months after approval of the scheme
7	Statutory / Safety Requirement	The scheme pertains to mitigation of overloading of PSS & DSS along with creating a safe working environment.
8	Cost Assessment /Cost Breakup. (Detailed breakup of each head is required. Utility may attach separate sheets with the excel working documentary proof justifying the rate reasonability)	The cost assessment is based on the unit rates mentioned in Annexure 5
9	Cost Benefit Analysis	Mentioned in Annexure: 08
10	Constraints	ROW /Space Constraint may arise during work execution.
11	Detailed Justification for quantity proposed	Tabulated & provided under each proposal

4.4.1 Augmentation of Power Transformer

4.4.1.1 Transformer Load Assessment and Augmentation Plan

TPSODL carried out a comprehensive evaluation of transformer loading conditions to identify potential overloading concerns. The analysis indicated that certain transformers are currently overloaded. To meet the forecasted peak demand, while accounting for present loading, future demand growth, and firm capacity requirements for the next five years, augmentation of the affected transformers is considered necessary.

4.4.1.2 Detailed Study and Strategic Load Management

A thorough investigation into transformer loading was carried out using data collected from all 33/11 kV substations. The loading trends of each Power Transformer were examined, and future demand projections were incorporated. Transformers experiencing peak loads exceeding 80% of their capacity were flagged for mitigation planning. In certain substations, transformer loading is uneven—where one unit is heavily burdened while another remains underutilized. In such scenarios, load redistribution is proposed to balance the system more efficiently.

Where redistribution is not feasible due to lack of spare capacity, transformer augmentation is planned. Transformers that are replaced will undergo testing and minor refurbishment before being redeployed to other substations to address overloads or replace aging units. A total of 9 such PTRs are scheduled for reuse during FY 2028. An estimated budget of ₹1.44 crore (₹15.97 lakh per unit) has been allocated for relocation, civil works, and installation. This approach is expected to optimize costs while enhancing service reliability for consumers.

Brief summary of Proposal under PTR works is attached below: -

Problem addressed	No of PTR
Aged & Overloading Mitigation	11
Old age Mitigation	5
Freed PTR Relocation	9
Mitigation of 1.6 MVA/3.15 PTR	9
Mitigation by Swapping of feeders	13
Mitigation by interlinking/new 11kv feeder	2

1. Power Transformer overloading mitigation at Ambapua Substation

Proposal:

Augmentation of existing 1nos. 33/11kV, 5 MVA Power Transformer (PTR-1) to 10 MVA at Ambapua 33/11kV Substation in BED-1 division of City Circle to mitigate overloading condition.

Existing Scenario:

- Ambapua PSS has 2 nos. of PTR of (1 nos. of 5 MVA & 10 MVA each).
- **5 MVA PTR- 1**, is aged (27 years old), requiring frequent repairing (hampering reliability of PSS) & feeding 2 nos. **11 KV feeder Income tax & Kali mandir** feeder with combined loading of **4.04 MVA** & loaded at **81%**.
- **10 MVA PTR - 2**, is feeding **11 KV Ambapua** feeder with loading of **4.82 MVA** & loaded at **48%**.
- The present firm capacity of Ambapua PSS is **177.18%**.

Loading pattern of PTR's at Ambapua PSS:

Sl. No.	33/11kV PSS	PTR	Rating (MVA)	AS IS (Summer'26)		Projected Load (5yrs. Load Growth @10%) Summer' 31	
				Peak Load	% Loading	Peak Load	% Loading
1	AMBAPUA	PTR-1	5	4.04	81%	6.51	130.13%
2		PTR-2	10	4.82	48%	7.76	77.63%

Proposed Scenario:

To mitigate Overloading of PTR-1 the following have been proposed: -

- Augmentation of PTR-1 from **5 MVA** to **10 MVA**.
- A New 11 KV feeder with RMU (LLVV) is proposed from PSS to Excise office-0.66 KM (UG 3CX400 Sqmm) for urban and rural bifurcation of existing Income tax feeder.
- After Augmentation PTR-1 is feeding, **2 Nos 11 kV Feeders** with a combined projected load of **6.51 MVA** (considering 5 years load growth)
- The firm capacity also improves to **97%** after execution**.**

Projected Summer'31 Loading pattern of PTRs at AMBAPUA PSS:

Sl No.	33/11kV PSS	PTR	Rating (MVA)	Projected Load (5yrs. Load Growth @10%) Summer' 31	
				Peak Load	% Loading
1	AMBAPUA	PTR-1	10	6.51	65.06%
2		PTR-2	10	7.76	77.63%

Name of the Division: -	BED-1
Name of the Work: -	Mitigation of 33/11kV PTR Overloading
Scope: -	Augmentation of 01 no. Power Transformers of PTR-1 from 5 MVA to 10 MVA
Names of Schemes: -	TPSODL CAPEX FY 2027-28

ABSTRACT OF ESTIMATE		
Sl. No.	**Description**	**Amount (Rs. In Cr.)**
1	Augmentation of 01 no. Power Transformers of PTR-1 from 5 MVA to 10 MVA	2.21
2	11 kV DP with Motorized Isolator & AB Switch-1 Nos. each	0.05
3	33 kV 3CX400 Sqmm XLPE Cable- 50 Mtr., 11 kV UG 3CX400 Sqmm XLPE Cable- 660 Mtr.	0.63
4	11 kV 4 Way RMU(LLVV) with FRTU, Aux. PT & Metering	0.26
	Total Amount (Rs in Cr.)	**3.15**

Benefits:

- To mitigate overloading condition on power transformers.
- To cater future load growth of the consumer.
- To ensure reliable power supply to the consumers.
- To maintain firm capacity at PSS.

2. Power Transformer overloading mitigation at Bidyutpuri Colony Substation

Proposal:

Augmentation of existing 2nos. 33/11kV, 8 MVA Power Transformer (PTR-1) to 16 MVA & 5 MVA Power Transformer (PTR-2) to 16 MVA at Bidyutpuri Colony 33/11kV Substation in BED-1 division of City Circle to mitigate overloading condition.

Existing Scenario:

- Bidyutpuri Colony PSS has 2 nos. of PTR of (1 nos. of 8 MVA & 5 MVA each).
- **8 MVA PTR- 1**, is feeding 2 nos. **11 KV feeder Nilachalnagar & Khodasingi** feeder with combined loading of **3.33 MVA** & loaded at **42%**
- **5 MVA PTR - 2**, is feeding 2 nos. **11 KV Ajodhya Nagar & Gajapati Nagar** feeder with combined loading of **4.15 MVA** & loaded at **83%**.

- Moreover, 2 Nos. 5 MVA PTR at Ankuli PSS are operating at 92% & 56% respectively. Space constraint at PSS deters Augmentation of PTR at Ankuli PSS.
- The present firm capacity of Bidyutpuri Colony PSS is **149.75%**.

Loading pattern of PTRs at Bidyutpuri Colony PSS:

Sl No.	33/11kV PSS	PTR	Rating (MVA)	AS IS (Summer'26)		Projected Load (5yrs. Load Growth @10%) Summer' 31	
				Peak Load	% Loading	Peak Load	% Loading
1	BIDYUTPURI COLONY	PTR-1	8	3.33	42%	5.36	67.04%
2		PTR-2	5	4.15	83%	6.68	133.67%

Proposed Scenario:

To mitigate Overloading the following has been proposed: -

- Augmentation of 2 nos. PTR-1 & PTR-2 from **8 MVA & 5 MVA** to **16 MVA** respectively.
- The existing 11 kV GIS Panel busbar & Breaker are rated at 630 Amps which limits the utilization of 16 MVA PTR. Hence new GIS panel with rated current of 2000 Amps. is proposed along with HT XLPE cable.
- 1 no. New 11 kV Feeders with 11 kV RMU (LLVV) are proposed to emanate from Bidyutpuri PSS to be connected to 11 KV Paschimeswar feeder & 11 kV Nigam Nagar feeder of Ankuli PSS to enable partial load of 1.5 MW for mitigation of overloading at Ankuli PSS.
- After Augmentation PTR-1 & PTR-2 are feeding, **3 Nos. & 2 Nos. 11 kV Feeders** respectively with a combined projected load of **7.78 MVA** & **6.68 MVA** respectively. (considering 5 years load growth).
- The firm capacity also improves to **62%** after execution**.**

Projected Summer'31 Loading pattern of PTRs at BIDYUTPURI COLONY PSS:

Sl No.	33/11kV PSS	PTR	Rating (MVA)	Projected Load (5yrs. Load Growth @10%) Summer' 31	
				Peak Load	% Loading
1	BIDYUTPURI COLONY	PTR-1	16	7.78	48.62%
2		PTR-2	16	6.68	41.77%

Name of the Division: -	BED-1
Name of the Work: -	Mitigation of 33/11kV PTR Overloading
Scope: -	Augmentation of 2 no. Power Transformers of PTR-1 from 8 MVA to 16 MVA & PTR-2 from 5MVA to 16 MVA
Names of Schemes: -	TPSODL CAPEX FY 2027-28

ABSTRACT OF ESTIMATE		
Sl. No.	**Description**	**Amount (Rs. In Cr)**
1	Augmentation of 2 no. Power Transformers of PTR-1 from 8 MVA to 16 MVA & PTR-2 from 5MVA to 16 MVA	5.47
2	11 kV GIS Switchgear Panel (Total 13 nos. Panels)	2.82
3	33 kV LLVV RMU with Aux. PT & FRTU (4 Way)- 1 Nos.	0.55
4	33 kV 3CX400 Sqmm XLPE Cable- 200 mtr. With trench, 11 kV 3CX400 Sqmm XLPE Cable-480 mtr. & 33 kV & 11 KV Motorized Isolator with ES – 2 Nos. Each	0.55
5	Porta Cabin for Housing Panel	0.15
	Total Amount (Rs in Cr.)	**9.54**

Benefits:

- To mitigate overloading condition on power transformers.
- To cater future load growth of the consumer.
- To ensure reliable power supply to the consumers.
- To maintain firm capacity at PSS.

3. Power Transformer overloading mitigation at Jagapur Substation

Proposal:

Augmentation of existing 1 nos. 33/11kV, 1.6 MVA Power Transformer (PTR-1) to 5 MVA at Jagapur 33/11kV Substation in BED-3 division of City Circle to mitigate overloading condition.

Existing Scenario:

- Jagapur PSS has 2 nos. of PTR of (1 nos. of 1.6 MVA & 5 MVA each).

- **1.6 MVA PTR- 1**, is aged (45 years old), requiring frequent repairing (hampering realibility of PSS) & feeding 1 no. **11 KV feeder Golanthara** feeder with loading of **0.86 MVA** & loaded at **54%**.
- **5 MVA PTR - 2**, is feeding 2 nos. **11 KV Sorola & Sumandi** feeder with loading of **4.69 MVA** & loaded at **94%**.
- The present firm capacity of Jagapur PSS is **347%**.

Loading pattern of PTRs at Jagapur PSS:

Sl No.	33/11kV PSS	PTR	Rating (MVA)	AS IS (Summer'26)		Projected Load (5yrs. Load Growth @6.4%) Summer' 31	
				Peak Load	% Loading	Peak Load	% Loading
1	JAGAPUR	PTR-1	1.6	0.86	54%	1.17	73.07%
2		PTR-2	5	4.69	94%	6.39	127.82%

Proposed Scenario:

To mitigate Overloading the following has been proposed: -

- Augmentation of PTR-1 from **1.6 MVA** to **5 MVA**.
- Bifurcation of 11 kV Sorala Feeder (interconnected with Golanthara feeder) with **70 Amp.** Fed from PTR-1.
- After Augmentation PTR-1 is feeding, **1 No 11 kV Feeder** along with 70 Amps of Sorola feeder combined projected load of **3 MVA** (considering 5 years load growth).
- The firm Capacity also improves to **118%** after execution**.**

Proposed Summer'31 Loading pattern of PTRs at Jagapur PSS:

Sl No.	33/11kV PSS	PTR	Rating (MVA)	Projected Load (5yrs. Load Growth @6.4%) Summer' 31	
				Peak Load	% Loading
1	JAGAPUR	PTR-1	5	2.99	59.76%
2		PTR-2	5	4.57	91.45%

Name of the Division: -	BED-3
Name of the Work: -	Mitigation of 33/11kV PTR Overloading
Scope: -	Augmentation of 01 no. Power Transformers of PTR-1 from 1.6 MVA to 5 MVA
Names of Schemes: -	TPSODL CAPEX FY 2027-28

ABSTRACT OF ESTIMATE		
Sl. No.	**Description**	**Amount (In Rs. Cr)**
1	Augmentation of 01 no. Power Transformers of PTR-1 from 1.6 MVA to 5 MVA	1.46
2	11 kV DP with AB Switch-2 Nos.	0.04
	Total Amount (Rs in Cr.)	**1.50**

Benefits:

- To mitigate overloading condition on power transformers.
- To cater future load growth of the consumer.
- To ensure reliable power supply to the consumers.

4. Power Transformer overloading mitigation at Lochapada Substation

Proposal:

Augmentation of existing 2nos. 33/11kV, 8 MVA Power Transformer (PTR-1) to 16 MVA & 8 MVA Power Transformer (PTR-2) to 16 MVA at Lochapada 33/11kV Substation in BED-2 division of City Circle to mitigate overloading condition.

Existing Scenario:

- Lochapada PSS has 2 nos. of PTR of (2 nos. of 8 MVA).
- **8 MVA PTR- 1**, is feeding 2 nos. **11 KV feeder Gate Bazaar & City Hospital** feeder with combined loading of **6.06 MVA** & loaded at **76%**.
- **8 MVA PTR - 2**, is feeding 2 nos. **11 KV Brajanagar & Tulasi Nagar** feeder with combined loading of **6.36 MVA** & loaded at **80%**.
- Moreover, the PSS is experiencing severe waterlogging issues as it is located in a low-lying area below the NGL. As a result, the equipment remains submerged for a significant part of the year, creating unsafe operating and maintenance conditions (site photographs enclosed).
- The present firm capacity of Lochapada PSS is **155.27%**.

Loading pattern of PTRs at Lochapada PSS:

Sl No.	33/11kV PSS	PTR	Rating (MVA)	AS IS (Summer'26)		Projected Load (5yrs. Load Growth @10%) Summer' 31	
				Peak Load	% Loading	Peak Load	% Loading
1	LOCHAPADA	PTR-1	8	6.06	76%	9.76	122.00%
2		PTR-2	8	6.36	80%	10.24	128.04%

Site Photographs-

Proposed Scenario:

To mitigate Overloading the following has been proposed: -

- Augmentation of PTR-1 & PTR-2 from **8 MVA** to **16 MVA** each.
- Additionally, major civil works inside PSS is required along with switchyard development as per below scope-
  - ➢ Backfilling of the entire PSS and raising its level up to NGL.
  - ➢ Construction of a retaining wall to prevent water seepage from the nearby pond.
  - ➢ Reconstruction of the entire switchyard with new control room.
  - ➢ Conversion of the existing outdoor AIS PSS into an indoor AIS (switchgear panel) PSS.
- After Augmentation PTR-1 & PTR-2 are feeding, **2 Nos 11 kV Feeders** each with a combined loading of **9.76 MVA** & **10.24** MVA respectively. (considering 5 years load growth).
- The firm Capacity also improves to **85%** after execution.

Proposed Summer'31 Loading pattern of PTRs at LOCHAPADA PSS:

Sl No.	33/11kV PSS	PTR	Rating (MVA)	Projected Load (5yrs. Load Growth @10%) Summer' 31	
				Peak Load	% Loading
1	LOCHAPADA	PTR-1	16	9.76	61.00%
2		PTR-2	16	10.24	64.02%

Name of the Division: - BED-2

Name of the Work: - Mitigation of 33/11kV PTR Overloading

Scope: - Augmentation of 2 no. Power Transformers of PTR-1 & PTR-2 from 8 MVA to 16 MVA each along with major civil work for increasing the NGL of PSS land & reconfiguration of switchyard.

Names of Schemes: - TPSODL CAPEX FY 2027-28

ABSTRACT OF ESTIMATE		
Sl. No.	**Description**	**Amount (In Rs. Cr)**
1	Augmentation of 2 no. Power Transformers of PTR-1 & PTR-2 from 8 MVA to 16 MVA each	5.31
2.	Conversion of AIS outdoor to AIS indoor switchgear panel-33kv 7 nos. & 11kv 11 nos.	9.71
3.	Major Civil work for backfilling, Construction of a retaining wall reconstruction of switchyard and new control room at PSS	
	Total Amount (Rs in Cr.)	**15.02**

Benefits:

- To mitigate overloading condition on power transformers.
- To cater future load growth of the consumer.
- To ensure reliable power supply to the consumers.
- To maintain firm capacity of the PSS.
- To mitigate chronic water logging issue & create safe working environment for operation in PSS.

5. Power Transformer overloading mitigation at Beguniapada Substation

Proposal:

Augmentation of existing 1 nos. 33/11kV, 3.15 MVA Power Transformer (PTR-2) to 5 MVA at Beguniapada 33/11kV Substation in PSED division of Berhampur Circle to mitigate overloading condition.

Existing Scenario:

- Beguniapada PSS has 3 nos. of PTR of (1 nos. of 5 MVA & 2 nos. of 3.15 MVA each).
- **5 MVA PTR- 1**, is feeding 2 nos. **11 KV feeder Angaragaon old & Mundula** feeder with combined loading of **2.51 MVA** & loaded at **50**%.
- **3.15 MVA PTR - 2**, is aged (27 years old), requiring frequent repairing (hampering realibility of PSS) & feeding 1 no. **11 KV Beguniapada** feeder with loading of **2.46 MVA** & loaded at **78**%.
- **3.15 MVA PTR - 3**, is feeding 1 no. **11 KV Odonai** feeder with loading of **1.94 MVA** & loaded at **62**%.
- The present firm capacity of Beguniapada PSS is **109.8** %.

Loading pattern of PTRs at Beguniapada PSS:

Sl No.	33/11kV PSS	PTR	Rating (MVA)	AS IS (Summer'26)		Projected Load (5yrs. Load Growth @3.3%) Summer' 31	
				Peak Load	% Loading	Peak Load	% Loading
1	BEGUNIAPADA	PTR-1	5	2.51	50%	2.95	59.05%
2		PTR-2	3.15	2.46	78%	2.89	91.86%
3		PTR-3	3.15	1.94	62%	2.28	72.44%

Proposed Scenario:

To mitigate Overloading of PTR-2, the following has been proposed: -

- Augmentation of PTR-2 from **3.15 MVA** to **5 MVA**.
- After Augmentation PTR-2 is feeding, **1 Nos 11 kV Feeders** with a loading of **2.89 MVA** (considering 5 years load growth).
- The firm Capacity also improves to **88**% after execution.

Proposed Summer'31 Loading pattern of PTRs at Beguniapada PSS:

Sl No.	33/11kV PSS	PTR	Rating (MVA)	Projected Load (5yrs. Load Growth @3.3%) Summer' 31	
				Peak Load	% Loading
1	BEGUNIAPADA	PTR-1	5	2.95	59.05%
2		PTR-2	5	2.89	57.87%
3		PTR-3	3.15	2.28	72.44%

Name of the Division: -	PSED
Name of the Work: -	Mitigation of 33/11kV PTR Overloading
Scope: -	Augmentation of 01 no. Power Transformers of PTR-2 from 3.15 MVA to 5 MVA
Names of Schemes: -	TPSODL CAPEX FY 2027-28

ABSTRACT OF ESTIMATE		
Sl. No.	**Description**	**Amount (In Rs. Cr)**
1	Augmentation of 01 no. Power Transformers of PTR-2 from 3.15 MVA to 5 MVA	1.46
	Total Amount (Rs in Cr.)	**1.46**

Benefits:

- To mitigate overloading condition on power transformers.
- To cater future load growth of the consumer.
- To ensure reliable power supply to the consumers.
- To maintain firm capacity of PSS.

6. Power Transformer overloading mitigation at Boudh Substation

Proposal:

Augmentation of existing 2nos. 33/11kV, 5 MVA Power Transformer (PTR-1 & PTR-2) to 8 MVA each at Boudh 33/11kV Substation in BOED division of Bhanjanagar Circle to mitigate overloading condition.

Existing Scenario:

- Boudh PSS has 3 nos. of PTR of (2 nos. of 5 MVA each & 1 no. of 8 MVA). Currently, there is only 1 PSS catering the load of Boudh Town.

- **5 MVA PTR- 1**, is feeding 2 nos. **11 KV Boudh Town No. - I & Medical** feeder with combined loading of **4.31 MVA** & loaded at **86%**.
- **5 MVA PTR - 2**, is feeding 2 nos. **11 KV Bamanda & karadi** feeder with combined loading of **5 MVA** & loaded at **100%.**
- **8 MVA PTR - 3**, is feeding 3 nos. of **11 KV Boudh Town No. – II, Public Health Department (Boudh PHD) & podapada** feeder with combined loading of **6.24 MVA** & loaded at **78%**.
- The present firm capacity of Boudh PSS is **155.57%**.

Loading pattern of PTRs at Boudh PSS:

Sl No.	33/11kV PSS	PTR	Rating (MVA)	AS IS (Summer'26)		Projected Load (5yrs. Load Growth @7.4%) Summer' 31	
				Peak Load	% Loading	Peak Load	% Loading
1	BOUDH	PTR-1	5	4.31	86%	6.16	123.18%
2		PTR-2	5	5	100%	7.14	142.90%
3		PTR-3	8	6.24	78%	8.92	111.46%

Proposed Scenario:

To mitigate Overloading the following has been proposed: -

- Augmentation of PTR-1 & PTR-2 from **5 MVA** to **8 MVA** each.
- 11Kv Podapada feeder partial load (0.8 MVA) is proposed to be shifted to PTR-1 after augmentation.
- After Augmentation PTR-1 & PTR-2 are feeding, **2 Nos 11 kV Feeders** each with a combined loading of **7.3 MVA** & **7.14 MVA** respectively (considering 5 years load growth).
- The firm Capacity also improves to **104%** after execution.

Proposed Summer'31 Loading pattern of PTRs at BOUDH PSS:

Sl No.	33/11kV PSS	PTR No.	PTR Rating (MVA)	Projected Load (5yrs. Load Growth @7.4%) Summer' 31	
				Peak Load	% Loading
1	BOUDH	PTR-1	8	7.30	91.28%
2		PTR-2	8	7.14	89.31%
3		PTR-3	8	7.77	97.17%

Name of the Division: -	BOED
Name of the Work: -	Mitigation of 33/11kV PTR Overloading
Scope: -	Augmentation of 2 no. Power Transformers of PTR-1 & PTR-2 from 5 MVA to 8 MVA each.
Names of Schemes: -	TPSODL CAPEX FY 2027-28

ABSTRACT OF ESTIMATE		
Sl. No.	**Description**	**Amount (In Rs. Cr)**
1	Augmentation of 2 no. Power Transformers of PTR-1 & PTR-2 from 5 MVA to 8 MVA each	3.49
2	11 kV DP with Islator-2 Nos.	0.07
	Total Amount (Rs in Cr.)	**3.56**

Benefits:

- To mitigate overloading condition on power transformers.
- To cater future load growth of the consumer.
- To ensure reliable power supply to the consumers.
- To maintain firm capacity of PSS.

7. Power Transformer overloading mitigation at Manamunda Substation

Proposal:

Augmentation of existing 1 no. 33/11kV, 5 MVA Power Transformer (PTR-2) to 8 MVA at Manamunda 33/11kV Substation in BOED division of Bhanjanagar Circle to mitigate overloading condition.

Existing Scenario:

- Manamunda PSS has 3 nos. of PTR of (2 nos. of 3.15 MVA each & 1 no. of 5 MVA).
- **3.15 MVA PTR- 1**, is feeding 2 nos. **11 KV Deuli & Sahupada** feeder with loading of **1.92 MVA** & loaded at **61%**.
- **5 MVA PTR - 2**, is feeding 2 nos. **11 KV Damamunda & Bilaspur** feeder with loading of **4.44 MVA** & loaded at **89%**.
- **3.15 MVA PTR - 3**, is feeding 2 nos. **11 KV Gobjore, & Dapala** feeder with loading of **3.45 MVA** & loaded at **110%**.
- The present firm capacity of Manamunda PSS is **155.69%**.

Loading pattern of PTRs at Manamunda PSS:

Sl No.	33/11kV PSS	PTR	Rating (MVA)	AS IS (Summer'26)		Projected Load (5yrs. Load Growth @7.4%) Summer' 31	
				Peak Load	% Loading	Peak Load	% Loading
1	MANAMUNDA	PTR-1	3.15	1.92	61%	2.74	87.10%
2		PTR-2	5	4.44	89%	6.34	126.89%
3		PTR-3	3.15	3.45	110%	4.93	156.51%

Proposed Scenario:

To mitigate Overloading the following has been proposed: -

- Augmentation of PTR-2 from **5 MVA** to **8 MVA**.
- Relocation of released 5 MVA PTR from same PSS to upgrade PTR-1 from 3.15 to 5 MVA. Additionally, upgradation of PTR-3 3.15 to 5MVA is already proposed in CAPEX 27 under relocation.
- 11Kv Gojore feeder emanating from PTR-3 is proposed to be shifted partial load (0.8 MVA) to Gulgulpadar PSS under ODSSP-IV.
- After Augmentation PTR-2 is feeding, **2 Nos 11 kV Feeders** with a combined loading of **6.34 MVA** (considering 5 years load growth).
- The firm Capacity also improves to **75%** after execution.

Proposed Summer'31 Loading pattern of PTRs at MANAMUNDA PSS:

Sl No.	33/11kV PSS	PTR	Rating (MVA)	Projected Load (5yrs. Load Growth @7.4%) Summer' 31	
				Peak Load	% Loading
1	MANAMUNDA	PTR-1	5	2.74	54.87%
2		PTR-2	8	6.34	79.31%
3		PTR-3	5	3.84	76.82%

Name of the Division: -	BOED
Name of the Work: -	Mitigation of 33/11kV PTR Overloading
Scope: -	Augmentation of 1 no. Power Transformers of PTR-2 from 5 MVA to 8 MVA
Names of Schemes: -	TPSODL CAPEX FY 2027-28

ABSTRACT OF ESTIMATE		
Sl. No.	**Description**	**Amount (In Rs. Cr)**
1	Augmentation of 1 no. Power Transformers of PTR-2 from 5 MVA to 8 MVA	1.75
	Total Amount (Rs in Cr.)	**1.75**

Benefits:

- To mitigate overloading condition on power transformers.
- To cater future load growth of the consumer.
- To ensure reliable power supply to the consumers.
- To maintain firm capacity of PSS.

8. Power Transformer overloading mitigation at Borigumma Substation

Proposal:

Augmentation of existing 1 no. 33/11kV, 3.15 MVA Power Transformer (PTR-1) to 5 MVA at Borigumma 33/11kV Substation in JED division of Jeypore Circle to mitigate overloading condition.

Existing Scenario:

- Borigumma PSS has 3 nos. of PTR of (3 nos. of 3.15 MVA each).
- **3.15 MVA PTR- 1** is aged (26 years old), requiring frequent repairing (hampering reliability of PSS) & is feeding 1 no. **11 KV Jayantagiri** feeder with loading of **0.13 MVA** & loaded at **4%.**
- **3.15 MVA PTR - 2**, is feeding 2 nos. **11 KV Block colony & Bondaguda** feeder with loading of **2.4 MVA** & loaded at **76%**.
- **3.15 MVA PTR - 3**, is feeding 1 no. **11 KV Borigumma town** feeder with loading of **2.95 MVA** & loaded at **94%**.
- The present firm capacity of Borigumma PSS is **87%**.

Loading pattern of PTRs at Borigumma PSS:

Sl No.	33/11kV PSS	PTR	Rating (MVA)	AS IS (Summer'26)		Projected Load (5yrs. Load Growth @4.1%) Summer' 31	
				Peak Load	% Loading	Peak Load	% Loading
1	BORIGUMMA	PTR-1	3.15	0.13	4%	0.16	5.05%
2		PTR-2	3.15	2.4	76%	2.93	93.14%
3		PTR-3	3.15	2.95	94%	3.61	114.49%

Proposed Scenario:

To mitigate Overloading the following has been proposed: -

- Augmentation of PTR-1 from **3.15 MVA** to **5 MVA**.
- Feeder swapping of PTR-1 & PTR-2 is proposed after augmentation of PTR-1. Additionally, 11kv Bondaguda feeder emanating from PTR-2 partial load (1MVA) is proposed to be shifted to PTR-1.
- After augmentation, PTR-1 is feeding 1 Nos. of feeder with a combined loading of **3.61 MVA** (considering 5 years load growth).

Proposed Summer'31 Loading pattern of PTRs at BORIGUMMA PSS:

Sl No.	33/11kV PSS	PTR	Rating (MVA)	Projected Load (5yrs. Load Growth @4.1%) Summer' 31	
				Peak Load	% Loading
1	BORIGUMMA	PTR-1	5	3.61	72.13%
2		PTR-2	3.15	1.93	61.40%
3		PTR-3	3.15	1.16	36.79%

Name of the Division: -	JED
Name of the Work: -	Mitigation of 33/11kV PTR Overloading
Scope: -	Augmentation of 1 no. Power Transformers of PTR-1 from 3.15 MVA to 5 MVA
Names of Schemes: -	TPSODL CAPEX FY 2027-28

ABSTRACT OF ESTIMATE		
Sl. No.	**Description**	**Amount (In Rs. Cr)**
1	Augmentation of 1 no. Power Transformers of PTR-1 from 3.15 MVA to 5 MVA	1.46
	Total Amount (Rs in Cr.)	**1.46**

Benefits:

- To mitigate overloading condition on power transformers.
- To cater future load growth of the consumer.
- To ensure reliable power supply to the consumers.

9. Power Transformer overloading mitigation at Adhikariguda Substation

Proposal:

Augmentation of existing 1 no. 33/11kV, 5 MVA Power Transformer (PTR-1) to 8 MVA at Adhikariguda 33/11kV Substation in NED division of Jeypore Circle to mitigate overloading condition.

Existing Scenario:

- Adhikariguda PSS has 2 nos. of PTR of (2 nos. of 5 MVA each).
- **5 MVA PTR- 1**, is feeding 1 no. **11 KV Pujariguda** feeder with loading of **4.19 MVA** & loaded at **84%**.
- **5 MVA PTR- 2**, is feeding 1 no. **11 KV Silati** feeder with loading of **2.57 MVA** & loaded at **51%**.
- The present firm capacity of Adhikariguda PSS is **135.27%**.

Loading pattern of PTRs at Adhikariguda PSS:

Sl No.	33/11kV PSS	PTR	Rating (MVA)	AS IS (Summer'26)		Projected Load (5yrs. Load Growth @5.4%) Summer' 31	
				Peak Load	% Loading	Peak Load	% Loading
1	ADHIKARIGUDA	PTR-1	5	4.19	84%	5.45	109.01%
2		PTR-2	5	2.57	51%	3.34	66.86%

360 Nos of applications for new connection of OLIC Consumers have been received in last year with a total load of **63 A (1.2 MW)** which are to be served by Adhikariguda PSS. The tentative loading of Adhikariguda PSS after addition of OLIC Points which tabulated below:

Sl No.	33/11kV PSS	PTR	Rating (MVA)	After addition of OLIC load (FY'27)	
				Peak Load	% Loading
1	ADHIKARIGUDA	PTR-1	5	5.39	108%
2		PTR-2	5	3.01	60%

The firm Capacity of Adhikariguda PSS after addition of OLIC points is expected to be 168%

Proposed Scenario:

To mitigate Overloading the following has been proposed: -

- Augmentation of PTR-1 from **5 MVA** to **8 MVA**.
- After Augmentation PTR-1 is feeding, **1 Nos 11 kV Feeders** with a combined loading of **5.45 MVA** (considering 5 years load growth).

Proposed Summer'31 Loading pattern of PTRs at ADHIKARIGUDA PSS:

Sl No.	33/11kV PSS	PTR	Rating (MVA)	Projected Load (5yrs. Load Growth @5.4%) Summer' 31	
				Peak Load	% Loading
1	ADHIKARIGUDA	PTR-1	8	6.65	83.15%
2		PTR-2	5	3.71	74.29%

Name of the Division: -	NED
Name of the Work: -	Mitigation of 33/11kV PTR Overloading
Scope: -	Augmentation of 1 no. Power Transformers of PTR-1 from 5 MVA to 8 MVA
Names of Schemes: -	TPSODL CAPEX FY 2027-28

ABSTRACT OF ESTIMATE		
Sl. No.	**Description**	**Amount (In Rs. Cr)**
1	Augmentation of 1 no. Power Transformers of PTR-1 from 5 MVA to 8 MVA	1.75
	Total Amount (Rs in Cr.)	**1.75**

Benefits:

- To mitigate overloading condition on power transformers.
- To cater future load growth of the consumer.
- To ensure reliable power supply to the consumers.

10. Power Transformer overloading mitigation at Beheda Substation

Proposal:

Augmentation of existing 1 no. 33/11kV, 5 MVA Power Transformer (PTR-2) to 8 MVA at Beheda 33/11kV Substation in NED division of Jeypore Circle to mitigate overloading condition.

Existing Scenario:

- Beheda PSS has 2 nos. of PTR of (2 nos. of 5 MVA each).
- **5 MVA PTR- 1**, is feeding 1 no. **11 KV Beheda** feeder with loading of **2.02 MVA** & loaded at **40%**.
- **5 MVA PTR- 2**, is feeding 2 nos. **11 KV Sukhigaon & Burja** feeder with loading of **4.52 MVA** & loaded at **90%**.
- The present firm capacity of Beheda PSS is **130.70%**.

Loading pattern of PTRs at Beheda PSS:

Sl No.	33/11kV PSS	PTR	Rating (MVA)	AS IS (Summer'26)		Projected Load (5yrs. Load Growth @5.4%) Summer' 31	
				Peak Load	% Loading	Peak Load	% Loading
1	BEHEDA/ MURTUMA	PTR-1	5	2.02	40%	2.63	52.55%
2		PTR-2	5	4.52	90%	5.88	117.59%

Proposed Scenario:

To mitigate Overloading the following has been proposed: -

- Augmentation of PTR-2 from **5 MVA** to **8 MVA**.
- After Augmentation PTR-2 is feeding, **2 Nos 11 kV Feeders** with a combined loading of **5.88 MVA** (considering 5 years load growth).

Proposed Summer'31 Loading pattern of PTRs at BEHEDA PSS:

Sl No.	33/11kV PSS	PTR	Rating (MVA)	Projected Load (5yrs. Load Growth @5.4%) Summer' 31	
				Peak Load	% Loading
1	BEHEDA/MURTUMA	PTR-1	5	2.63	52.55%
2		PTR-2	8	5.88	73.49%

Name of the Division: -	NED
Name of the Work: -	Mitigation of 33/11kV PTR Overloading
Scope: -	Augmentation of 1 no. Power Transformers of PTR-2 from 5 MVA to 8 MVA
Names of Schemes: -	TPSODL CAPEX FY 2027-28

ABSTRACT OF ESTIMATE		
Sl. No.	**Description**	**Amount (In Rs. Cr)**
1	Augmentation of 1 no. Power Transformers of PTR-2 from 5 MVA to 8 MVA	1.75
	Total Amount (Rs in Cr.)	**1.75**

Benefits:

- To mitigate overloading condition on power transformers.
- To cater future load growth of the consumer.
- To ensure reliable power supply to the consumers.

11. Power Transformer overloading mitigation at Amlabhata Substation

Proposal:

Augmentation of existing 1 no. 33/11kV, 5 MVA Power Transformer (PTR-2) to 8 MVA at Amlabhata 33/11kV Substation in RED division of Rayagada Circle to mitigate overloading condition.

Existing Scenario:

- Amlabhata PSS has 2 nos. of PTR of (2 nos. of 5 MVA each).
- **5 MVA PTR- 1**, is feeding 2 nos. **11 KV Penta & JK Pur** feeder with loading of **4 MVA** & loaded at **80%**.
- **5 MVA PTR- 2**, is aged (27 years old), requiring frequent repairing (hampering reliability of PSS) & is feeding 1 no. **11 KV Kolnara** feeder with loading of **2.59 MVA** & loaded at **52%**.
- The present firm capacity of Amlabhata PSS is **131.84%**.

Loading pattern of PTRs at Amlabhata PSS:

Sl No.	33/11kV PSS	PTR	Rating (MVA)	AS IS (Summer'26)		Projected Load (5yrs. Load Growth @4.6%) Summer' 31	
				Peak Load	% Loading	Peak Load	% Loading
1	AMLABHATA	PTR-1	5	4	80%	5.01	100.17%
2		PTR-2	5	2.59	52%	3.24	64.86%

Proposed Scenario:

To mitigate Overloading the following has been proposed: -

- Augmentation of PTR-2 from **5 MVA** to **8 MVA**.
- 11KV JK PUR feeder is proposed to be segregated with new bay and approximately 1 MVA load to be fed from PTR-2 after Augmentation.
- After Augmentation PTR-2 is feeding, **2 Nos 11 kV Feeders** with a combined loading of **4.44 MVA** (considering 5 years load growth).

Proposed Summer'31 Loading pattern of PTRs at AMLABHATA PSS:

Sl No.	33/11kV PSS	PTR	Rating (MVA)	Projected Load (5yrs. Load Growth @4.6%) Summer' 31	
				Peak Load	% Loading
1	AMLABHATA	PTR-1	5	3.82	76.32%
2		PTR-2	8	4.44	55.45%

Name of the Division: -	RED
Name of the Work: -	Mitigation of 33/11kV PTR Overloading
Scope: -	Augmentation of 1 no. Power Transformers of PTR-2 from 5 MVA to 8 MVA
Names of Schemes: -	TPSODL CAPEX FY 2027-28

ABSTRACT OF ESTIMATE		
Sl. No.	**Description**	**Amount (In Rs. Cr)**
1	Augmentation of 1 no. Power Transformers of PTR-2 from 5 MVA to 8 MVA	1.75
	Total Amount (Rs in Cr.)	**1.75**

Benefits:

- To mitigate overloading condition on power transformers.
- To cater future load growth of the consumer.
- To ensure reliable power supply to the consumers.

12. Power Transformer overloading mitigation at Padampur Substation

Proposal:

Augmentation of existing 1 no. 33/11kV, 3.15 MVA Power Transformer (PTR-2) to 5 MVA at Padampur 33/11kV Substation in GED division of Rayagada Circle to mitigate overloading condition.

Existing Scenario:

- Padampur PSS has 2 nos. of PTR of (2 nos. of 3.15 MVA each).
- **3.15 MVA PTR- 1**, is aged (27 years old), requiring frequent repairing (hampering reliability of PSS) & is feeding 1 no. **11 KV Kenduguda** feeder with loading of **2.19 MVA** & loaded at **70%**.
- **3.15 MVA PTR- 2**, is feeding 2 nos. **11 KV Padampur & Gudiabandha** feeder with loading of **3.96 MVA** & loaded at **126** %.
- The present firm capacity of Padampur PSS is **195.36%**.

Loading pattern of PTRs at Padampur PSS:

Sl No.	33/11kV PSS	PTR	Rating (MVA)	AS IS (Summer'26)		Projected Load (5yrs. Load Growth @7%) Summer' 31	
				Peak Load	% Loading	Peak Load	% Loading
1	PADAMPUR	PTR-1	3.15	2.19	70%	3.07	97.51%
2		PTR-2	3.15	3.96	126%	5.55	176.32%

Proposed Scenario:

To mitigate Overloading the following has been proposed: -

- Augmentation of PTR-2 from **3.15 MVA** to **5 MVA**.
- 11Kv Kenduguda feeder emanating from PTR-1 partial load (1.2 MVA) is proposed to be shifted to Kenduguda PSS under ODSSP-IV.

- 11Kv Padampur feeder emanating from PTR-2 partial load (1MVA) is proposed to be shifted to
  PTR-1. Additionally, the freed PTR-2 3.15 MVA to be relocated to PTR-1 of the same PSS after augmentation.
- After Augmentation PTR-2 is feeding, **1 No. 11 kV Feeder** with a combined loading of **4.49 MVA** (considering 5 years load growth).

Proposed Summer'31 Loading pattern of PTRs at PADAMPUR PSS:

Sl No.	33/11kV PSS	PTR	Rating (MVA)	Projected Load (5yrs. Load Growth @7%) Summer' 31	
				Peak Load	% Loading
1	PADAMPUR	PTR-1	3.15	2.54	80.54%
2		PTR-2	5	4.49	89.70%

Name of the Division: -	GED
Name of the Work: -	Mitigation of 33/11kV PTR Overloading
Scope: -	Augmentation of 1 no. Power Transformers of PTR-2 from 3.15 MVA to 5 MVA
Names of Schemes: -	TPSODL CAPEX FY 2027-28

ABSTRACT OF ESTIMATE		
Sl. No.	**Description**	**Amount (In Rs. Cr)**
1	Augmentation of 1 no. Power Transformers of PTR-2 from 3.15 MVA to 5 MVA	1.46
	Total Amount (Rs in Cr.)	**1.46**

Benefits:

- To mitigate overloading condition on power transformers.
- To cater future load growth of the consumer.
- To ensure reliable power supply to the consumers.

13. Power Transformer overloading mitigation at Ukkamba Substation

Proposal:

Augmentation of existing 1 no. 33/11kV, 1.6 MVA Power Transformer (PTR-2) to 5 MVA at Ukkamba 33/11kV Substation in GED division of Rayagada Circle to mitigate overloading condition.

Existing Scenario:

- Ukkamba PSS has 2 nos. of PTR of (2 nos. of 1.6 MVA each).
- **1.6 MVA PTR- 1**, is feeding 1 no. **11 KV Subhadrapur** feeder with loading of **0.78 MVA** & loaded at **49%**.
- **1.6 MVA PTR- 2**, is aged (27 years old), requiring frequent repairing (hampering reliability of PSS) & is feeding 1 no. **11 KV Kujendri** feeder with loading of **1.56 MVA** & loaded at **98%**.
- The present firm capacity of Ukkamba PSS is **146.46%**.

Loading pattern of PTRs at Ukkamba PSS:

Sl No.	33/11kV PSS	PTR	Rating (MVA)	AS IS (Summer'26)		Projected Load (5yrs. Load Growth @7%) Summer' 31	
				Peak Load	% Loading	Peak Load	% Loading
1	UKKAMBA	PTR-1	1.6	0.78	49%	1.09	68.37%
2		PTR-2	1.6	1.56	98%	2.19	136.75%

Proposed Scenario:

To mitigate Overloading the following has been proposed: -

- Augmentation of PTR-2 from **1.6 MVA** to **5 MVA**.
- After Augmentation PTR-2 is feeding, **1 Nos 11 kV Feeders** with a combined loading of **2.19 MVA** (considering 5 years load growth).

Proposed Summer'31 Loading pattern of PTRs at UKKAMBA PSS:

Sl No.	33/11kV PSS	PTR	Rating (MVA)	Projected Load (5yrs. Load Growth @7%) Summer' 31	
				Peak Load	% Loading
1	UKKAMBA	PTR-1	1.6	1.09	68.37%
2		PTR-2	5	2.19	43.76%

Name of the Division: -	GED
Name of the Work: -	Mitigation of 33/11kV PTR Overloading
Scope: -	Augmentation of 1 no. Power Transformers of PTR-2 from 1.6 MVA to 5 MVA
Names of Schemes: -	TPSODL CAPEX FY 2027-28

ABSTRACT OF ESTIMATE		
Sl. No.	**Description**	**Amount (In Rs. Cr)**
1	Augmentation of 1 no. Power Transformers of PTR-2 from 1.6 MVA to 5 MVA	1.46
	Total Amount (Rs in Cr.)	**1.46**

Benefits:

- To mitigate overloading condition on power transformers.
- To cater future load growth of the consumer.
- To ensure reliable power supply to the consumers.

Relocation & Reuse of freed Power Transformer: -

For optimum usage of existing Assets, reuse of freed Transformers (where upgradation to higher rating is proposed mentioned above) are planned at 9 nos. of PSS to mitigate overloading issues by uprating to higher rating or replacement of aged PTR at critical PSS. Relocation of PTR's are planned at below PSS: -

Table 48 Capital Expenditure for Relocation and Reuse of Freed Power Transformers

#	Division	PSS	Existing PTR Rating	Freed PTR	Purpose	Total Cost (Rs. In Cr.)
1	HED	Hinjili	5	From 5MVA Bidyutpuri Colony	Replacement of Sick & Aged PTR	0.16

#	Division	PSS	Existing PTR Rating	Freed PTR	Purpose	Total Cost (Rs. In Cr.)
2	HED	Adapada	5	From 5MVA Boudh	Replacement of Sick & Aged PTR	0.16
3	PED	Chakapada	1.6	From 5MVA Boudh	Replacement of Aged PTR	0.16
4	MED	Kalimela	3.15	From 5 MVA Adhikariguda	Replacement of Aged PTR	0.16
5	JED	Randapali	3.15	From 5 MVA Beheda/Murtuma	Replacement of Aged PTR	0.16
6	AED 2	Buguda	5	8 MVA from Bidyutpuri Colony	Augmentation of Overloaded & Aged PTR	0.16
7	BED-III	Kanisi	3.15	From 8 MVA Lochapada	Augmentation of Overloaded PTR	0.16
8	GNED	Chatrapur	5	From 8 MVA Lochapada	Augmentation of Overloaded & Aged PTR	0.16
9	BOED	Charichak	NA	From Manamunda PSS 3.15 MVA	N-1capacity enhancement at PSS	0.16
	Total Cost (Rs. In Cr.)					**1.44**

Rearrangement of Feeders at PSS for mitigation of overloading:

At a few PSS locations, to optimize the cost, PTR augmentation can be avoided through cost-effective measures such as: -

Partial feeder load transfer to underloaded PTRs: -

- Within the same PSS or other PSS using OH conductor or Underground Cable arrangement.
- New 11 kV feeder with Bay (protection arrangement) for line bifurcation and feeder swapping between PTRs of the same PSS.
- The load transfer may be facilitated with a new feeder from the underloaded PTR to cater to part of the load presently served by the overloaded PTR's feeder.

The list of PSS with proposed Scope is attached below

Table 49 Capital Expenditure for Rearrangement of Feeders at PSS

#	Division	PSS	11 kV Bay at PSS	11 kV UG Cable (3CX400 Sqmm) (KM)	11kv new line 100 Sqmm AAA (in Ckm)	11 kV DP with AB switch	11 kV DP with Isolator with ES (Mot)	Total Cost (In Rs. Cr.)	Remarks
1	BNED	Bhanjanagar					2	0.07	Load bifurcation within PSS by 11 KV UG Cable
2	AED 2	Buguda	2		0.6 (From PSS to Motabadi Feeder)		3	0.61	New 11 kV feeder with Line to mitigate Overload of PTR
3	AED 2	Budhamba					1	0.03	Load bifurcation within PSS
4	GNED	Chatrapur			0.3 (Ramlaxminagar 63 KVA to Goutam Nagar 315 KVA) Lower Bus Stand feeder-DRDA feeder	1		0.06	Load bifurcation with 11 kV new link line
5	BOED	Chatranga			0.2(Inside PSS)		1	0.06	Load bifurcation with new line within PSS
6	HED	Hinjili					1	0.03	Load bifurcation within PSS
7	GNED	Kanheipur					1	0.03	Load bifurcation within PSS
8	GNED	Ramchandrapur				2		0.04	Load bifurcation within PSS
9	NED	Nabarangpur	1	0.6 (from PSS to Chauniriaguda Mandir)	1 (from Chauniriaguda Mandir to Nabarangpur Jail)	1	1	0.81	Load bifurcation
	Total Cost (Rs. In Cr.)								**1.75**

Table 50 Capital Expenditure for PTR Augmentation

#	Scope	Division	PSS	Total Cost (Rs. In Cr.)
1	PTR Augmentation	BED 1	Ambapua	3.15
2	PTR Augmentation	BED 1	Bidyutpuri Colony	9.54
3	PTR Augmentation	BED 1	Bidyutpuri Colony	
4	PTR Augmentation	BED 3	Jagapur	1.50
5	PTR Augmentation	BED 2	Lochapada	15.02
6	PTR Augmentation	BED 2	Lochapada	
7	PTR Augmentation	PSED	Beguniapada	1.46
8	PTR Augmentation	BOED	Boudh	1.75
9	PTR Augmentation	BOED	Boudh	1.81
10	PTR Augmentation	BOED	Manamunda	1.75
11	PTR Augmentation	JED	Borigumma	1.46
12	PTR Augmentation	NED	Adhikariguda	1.75
13	PTR Augmentation	NED	Beheda/Murtuma	1.75
14	PTR Augmentation	RED	Amlabhata	1.75
15	PTR Augmentation	GED	Padampur	1.46
16	PTR Augmentation	GED	Ukkamba	1.46
17	Freed PTR Location	HED	Hinjili	0.16
18	Freed PTR Location	HED	Adapada	0.16
19	Freed PTR Location	PED	Chakapada	0.16
20	Freed PTR Location	MED	Kalimela	0.16
21	Freed PTR Location	JED	Randapali	0.16
22	Freed PTR Location	AED 2	Buguda	0.16
23	Freed PTR Location	BED-III	Kanisi	0.16
24	Freed PTR Location	GNED	Chatrapur	0.16
25	Freed PTR Location	BOED	Charichak	0.16
26	Feeder Load Bifurcation with Rearrangement of Feeders at PSS	BNED	Bhanjanagar	0.07
27	Feeder Load Bifurcation with Rearrangement of Feeders at PSS	AED 2	Buguda	0.61
28	Feeder Load Bifurcation with Rearrangement of Feeders at PSS	AED 2	Budhamba	0.03
29	Feeder Load Bifurcation with Rearrangement of Feeders at PSS	GNED	Chatrapur	0.06

#	Scope	Division	PSS	Total Cost (Rs. In Cr.)
30	Feeder Load Bifurcation with Rearrangement of Feeders at PSS	BOED	Chatranga	0.06
31	Feeder Load Bifurcation with Rearrangement of Feeders at PSS	HED	Hinjili	0.03
32	Feeder Load Bifurcation with Rearrangement of Feeders at PSS	GNED	Kanheipur	0.03
33	Feeder Load Bifurcation with Rearrangement of Feeders at PSS	GNED	Ramchandrapur	0.04
34	Feeder Load Bifurcation with Rearrangement of Feeders at PSS	NED	Nabarangpur	0.81
	GRAND TOTAL (Rs. In Cr.)			**48.78**

Table 51 Road Map For Power Transformers

Sl. No.	Activity	UOM	Total Scope across System	Planned so far (up to FY'27 DPR)	Balance requirement	Proposed under FY'28 DPR	Balance Quantity
			A	B	C=A-B	D	E=C-D
1	33/11kV PTR Augmentation / Mitigation of Vulnerable	Nos	131	37	94	16	78

4.4.2 Augmentation / addition of Distribution Transformer along with associated lines

160. To cater the increasing load demand, especially with the introduction of various schemes, DTR augmentation is required to avoid overloading of transformer which can lead to transformer failure and power interruptions. Also, to ensure reliable power supply to our consumers, Distribution Transformers need to be kept at optimum loading to avoid any mechanical stress on the transformers due to overloading.

161. As per standard practice, Distribution Transformers are required to operate within permissible loading limits, with 80% loading considered as the planning threshold for reliable operation. However, on priority basis, DTRs with loading levels of 90% and above have been proposed for mitigation to ensure effective resource utilization. To avoid these overloading issues in areas witnessing sustained load growth, augmentation or addition of existing transformer capacity along with HT Extension/Phase conversion & uprating of LT

AB Cable or extension of new LT AB Cable is necessary to prevent overloading, minimize transformer failures, reduce forced outages, and maintain the desired quality and continuity of supply.

162. In this proposal, TPSODL intends to carry out Distribution Transformer's augmentation for those DTRs which are identified as overloaded at various locations. Additionally, the reuse of freed Distribution Transformers from augmented units is being considered to mitigate overloading at other locations, thereby enhancing the utilization of existing assets.

163. 1 Nos. Compact Sub Station & Underground Sub Station are also proposed to be installed in Berhampur City area due to increasing load demand & space constraint for Augmentation of existing DSS.

164. In TPSODL we have many DTs and network which are of Single phase. We have proposed to convert single phase DTs to 3 phase DTs in phased manner. In this FY 28 CAPEX, we have considered the 44 nos. of overloaded Single-phase DTs for conversion to 3 phase DTs with higher rating.

165. The below table is synopsis of proposal under New DTR, Augmentation of DTR & Reuse of freed DTR:-

Table 52 Synopsis of DT proposal for overloading mitigation

Sl. No.	Proposal	Qty in Nos.
1	Installation of New DTR	28
2	Augmentation of Existing DTR to Higher Rating	312
a	Augmentation with New DTR	137
b	Augmentation with Reuse of released DTR	175
	TOTAL	**340**
3	Out of the above quantity, Augmentation with 1-PH to 3-Ph DTR conversion	44

Benefits

- The proposal will help in Mitigation of overloading DTRs. Thus, it will lead into lower interruption and good quality power hence leading to satisfaction of our consumers.
- Improve Voltage Profile at consumer end.
- Reduction of technical loss.
- Improve the operational efficiency.
- Existing DTR freed after Augmentation will be reused at other location of DSS for mitigation of lower rating if overloaded DTR after necessary testing & minor life-

enhancement measures as per requirement. This will help in Multiple swapping and Cost optimization.

166. Based on the above, the Capital Expenditure on augmentation/addition of Distribution Transformer proposed in FY 2027-28 is presented in the table below

Table 53 Capital Expenditure for Augmentation and Addition of DTRs

S.no	Activity	UOM	Unit Cost (Rs Lakhs)	Total Quantity	Total Estimated Cost (in Rs Cr.)
1	Augmentation of 25 KVA	Nos.	5.03	6	0.30
2	Augmentation of 250 KVA	Nos.	12.28	107	13.14
3	Augmentation of 500 KVA	Nos.	21.74	20	4.35
4	Augmentation of 630 KVA	Nos.	39.34	3	1.18
5	Compact Substation 1 MVA	Nos.	65.93	1	0.66
			Sub Total(A)	**137**	**19.63**
1	Addition of New DTR-25 KVA	Nos.	5.03	1	0.05
2	Addition of New DTR-63 KVA	Nos.	6.08	2	0.12
3	Addition of New DTR-100 KVA	Nos.	6.83	16	1.09
4	Addition of New DTR-250 KVA	Nos.	14.35	7	1.00
5	Addition of New DTR-500 KVA	Nos.	23.81	1	0.24
6	Underground Substation (630 KVA)	Nos.	105.56	1	1.06
			Sub Total(B)	**28**	**3.56**
1	11 kV 1Ph to 3Ph Conversion	CKM	6	5.94	0.36
2	11kV New line Ext. For New DTR	CKM	14.34	8.4	1.20
3	11 kV New Line with WPB Pole & HT XLPE 3C X 95Sqmm Cable	KM	29.69	0.82	0.24
				Sub Total(C)	**1.80**
				Grand Total(A+B+C)	**25.00**

Associated Augmentation and addition of LT ABC line

167. The LT AB cable has been proposed for augmentation or addition of LT feeders due to DTR augmentation or new addition for above mentioned proposals. The augmentation of DTR requires augmentation of associated LT AB cable to cater the additional load to be served

to consumers seamlessly and additionally new LT Line is required for installation of new DT.

168. Based on the above, the Capital Expenditure on augmentation/addition of LT Line proposed in FY 2027-28 is presented in the table below-

Table 54 Capital Expenditure for Augmentation and addition of LT Line

S.no	Activity	Unit Cost (Rs Lakhs)	Total Quantity (in Km)	Total Estimated Cost in Rs. Cr.
1	Augmentation of LT ABC line with 35 sqmm	5.84	19.41	1.13
2	Augmentation of LT ABC line with 50 sqmm	6.78	28.55	1.94
3	Augmentation of LT ABC line with 95 sqmm	9.79	44.77	4.38
4	Augmentation of LT ABC line with 150 sqmm	21.83	0.15	0.03
5	Addition of new LT ABC line with 35 sqmm	8.47	2.70	0.23
6	Addition of new LT ABC line with 50 sqmm	9.41	19.95	1.88
7	Addition of new LT ABC line with 95 sqmm	12.42	41.59	5.17
8	Addition of new LT ABC line with 150 sqmm	24.46	1.00	0.24
Total			**158.12**	**15.00**

169. The total Capital Expenditure on Augmentation/Addition of DT along with associated HT/LT lines is as follows:

Table 55 Capital Expenditure for Augmentation and addition of DT with LT Line

Sl. No.	Activities	Total Estimated Cost (In Rs. Cr.)
a.	Augmentation and Addition of DTRs	25
b.	Augmentation and addition of LT ABC line	15
2	**TOTAL**	**40**

4.4.3 Voltage Profile Improvement

170. To ensure the supply of quality power to consumers, it is essential to maintain voltage levels . With the continuous increase in load demand, expansion of consumer base, and growth of distribution network, few areas experience low voltage conditions, particularly during peak load periods.

171. Voltage drop in the distribution network is primarily attributed to long LT feeders, overloaded distribution transformers, inadequate conductor capacity, single-phase loading imbalance, and increased demand in rapidly developing areas. To address these issues, strengthening of the distribution network through augmentation of existing infrastructure and addition of new assets is required to improve voltage regulation and ensure reliable power supply to consumers.

172. Under this proposal, TPSODL intends to undertake various network improvement works such as augmentation/addition of Distribution Transformers, 1-Ph DTR to 3-Ph DTR conversion. These measures will help reduce technical losses, minimize voltage drop, and improve overall network performance.

173. The below table is synopsis of proposal under New DTR, Augmentation of DTR & Reuse of freed DTR:-

Table 56 Synopsis of DT proposal for Voltage profile improvement

Sl. No.	Proposal	Qty in Nos.
1	Installation of New DTR	53
2	Augmentation of Existing DTR to Higher Rating	139
a	Augmentation with New DTR	74
b	Augmentation with Reuse of released DTR	65
	TOTAL	**192**
3	Out of the above quantity, Augmentation with 1-PH to 3-Ph DTR conversion	60

Benefits

- The proposal will help in Mitigation of overloading DTRs. Thus, it will lead into lower interruption and good quality power hence leading to satisfaction of our consumers.
- Improve Voltage Profile at consumer end.
- Reduction of technical loss.
- Improve the operational efficiency.

- Existing DTR freed after Augmentation will be reused at other location of DSS for mitigation of lower rating if overloaded DTR after necessary testing & minor life-enhancement measures as per requirement. This will help in Multiple swapping and Cost optimization.

174. Based on the above, the Capital Expenditure against Voltage Profile improvement for augmentation/addition of Distribution Transformer proposed in FY 2027-28 is presented in the table below

Table 57 Capital Expenditure for Augmentation and Addition of DTRs for Voltage Profile improvement

S.no	Activity	UOM	Unit Cost (Rs Lakhs)	Total Quantity	Total Estimated Cost (in Rs Cr.)
1	Augmentation of 25 KVA	Nos.	5.03	24	1.21
2	Augmentation of 250 KVA	Nos.	12.28	41	5.03
3	Augmentation of 500 KVA	Nos.	21.74	9	1.96
4	Reuse of freed DTR along with AB Switch, HG Fuse, LA, Earthing, DP Structure & LTDB	Nos. of DSS		240	3.02
Sub Total(A)			**314**		**11.22**
1	Addition of New DTR-25 KVA	Nos.	5.03	1	0.05
2	Addition of New DTR-63 KVA	Nos.	6.08	14	0.85
3	Addition of New DTR-100 KVA	Nos.	6.83	23	1.57
4	Addition of New DTR-250 KVA	Nos.	14.35	14	2.01
5	Addition of New DTR-500 KVA	Nos.	23.8	1	0.24
Sub Total(B)			**52**		**4.72**
1	11 kV 1Ph to 3Ph Conversion	CKM	6	6	0.36
2	11kV New line Ext. For New DTR	CKM	14.34	25.58	3.83
3	11 kV New Line with WPB Pole & HT XLPE 3C X 95Sqmm Cable	KM	29.69	3.45	1.02
4	11 kV New Line with WPB Pole & 100 sqmm Covered Conductor	KM	17.32	0.7	0.12
Sub Total(C)					**5.34**
Grand Total(A+B+C)					**21.28**

Associated Augmentation and addition of LT ABC line

175. The Capital Expenditure on augmentation/addition of LT Line proposed for associated LT AB Cable Addition & augmentation required with the DTR (for voltage profile improvement mentioned above) as well as location where only AB Cable upgradation, New & 1-Ph to 3-Ph conversion require in FY 2027-28 is presented in the table below: -

Table 58 Capital Expenditure for LT AB Cable works for Voltage Profile improvement

S.no	Activity	Unit Cost (Rs Lakhs)	DTR works Associated AB Cable		AB Cable works (standalone location)	
			Total Quantity (in Km)	Total Estimated Cost in Rs. Cr.	Total Quantity (in Km)	Total Estimated Cost in Rs. Cr.
1	Augmentation of LT ABC line with 35 sqmm	5.84	13	0.76	0.7	0.04
2	Augmentation of LT ABC line with 50 sqmm	6.78	24.9	1.69	5.55	0.38
3	Augmentation of LT ABC line with 95 sqmm	9.79	21.35	2.09	30.4	2.98
4	Augmentation of LT ABC line with 150 sqmm	21.83	2	0.44	0.4	0.09
5	Addition of new LT ABC line with 35 sqmm	8.47	2.47	0.21		
6	Addition of new LT ABC line with 50 sqmm	9.41	27.28	2.57	2.6	0.24
7	Addition of new LT ABC line with 95 sqmm	12.42	36.9	4.58	13	1.61
8	Addition of new LT ABC line with 150 sqmm	24.46	0.5	0.12		
Total			**128.4**	**12.46**	**52.65**	**5.34**
Total Estimated Cost in Rs. Cr.			**17.80**			

176. The total Capital Expenditure on Voltage profile improvement is as follows:

Table 59 Capital Expenditure for Voltage profile improvement

Sl. No.	Activities	Total Estimated Cost (In Rs. Cr.)
a.	Augmentation and Addition of DTRs	21.28
b.	Augmentation, addition & 1-Ph to 3-Ph Conversion of LT ABC line	17.80
2	**TOTAL**	**39.08**

Table 60 Road Map For Distribution Transformers

Sl. No.	Activity	UOM	Total Scope across System	Planned so far (up to FY'27 DPR)	Balance requirement	Proposed under FY'28 DPR	Balance Quantity
			A	B	C=A-B	D	E=C-D
1	3-Ph DTR - New & Augmentation	Nos	5020	916	4104	292	3812

4.4.4 Augmentation and addition of LT ABC line

177. The existing LT network in various areas under TPSODL are undersized. As a result, it is currently unable to adequately cater to the existing load demands, leading to poor voltage profiles, high technical losses, and frequent consumer complaints.

178. Furthermore, with the ongoing urban expansion and the development of new residential and commercial areas, there is a projected increase in future load. To ensure reliable and quality power supply, it is imperative to extend the LT network from existing Distribution Substations into these newly developed and developing regions.

179. Moreover, 1-Ph to 3-Ph LT AB Cable conversion in existing 3-Ph DTR is proposed for overload mitigation, voltage profile improvement & mitigate unbalancing of DTR.

180. This proposal focuses specifically on 3 key components:

- **LT Augmentation** - The LT Line which is overloaded due to undersized capacity is proposed for Augmentation.
- **1 Ph**- 3 Ph Conversion oat existing 3-Ph DSS

- **New LT Extension** from existing DSS

181. It is important to highlight that this proposal is independent and distinct from the LT works already proposed under the New Distribution Transformer and DT Augmentation schemes.

182. By implementing this LT network augmentation and extension, TPSODL aims to:

- Ensure Quality supply at consumer ends.
- Enhance reliability of power supply.
- Reduce technical losses.
- Prepare the network for anticipated future load growth.
- This infrastructure strengthening initiative is necessary for maintaining operational efficiency, consumer satisfaction, and regulatory compliance.

Table 61 Capital Expenditure for Augmentation and addition of LT ABC Line

Sl. No.	Activity	Unit Cost (Rs Lakhs)	Total Quantity (in Km)	Total Estimated Cost (in Rs Cr.)
1	Augmentation of LT ABC line (to 35 sqmm)	5.84	10.45	0.61
2	Addition of LT ABC (35 sqmm)	8.47	0.80	0.07
3	Augmentation of LT ABC line (to 50 sqmm)	6.78	37.08	2.51
4	Addition of LT ABC (50 sqmm)	9.41	7.20	0.68
5	Augmentation of LT ABC line (to 95 sqmm)	9.79	118.38	11.59
6	Addition of LT ABC (95 sqmm)	12.42	29.77	3.70
7	Augmentation of LT ABC line (to 150 sqmm)	21.83	6.20	1.35
8	1-ph to 3-ph conversion (35 sqmm)	5.84	2.16	0.13
9	1-ph to 3-ph conversion (50 sqmm)	6.78	20.88	1.42
10	1-ph to 3-ph conversion (95 sqmm)	9.79	36.97	3.62
TOTAL			**269.89**	**25.67**

4.4.5 New Connection Release

183. In order to meet the increasing power demand, the existing distribution network infrastructure needs to be augmented/ strengthened/ expanded to release the new

connection. Network extension/ augmentation/addition is required as some of the new connection cannot be released from the existing network and require augmentation/addition/extension before release of new connection.

184. The cost recovered from consumers by way of service connection charges are not adequate in certain new connection release cases and the Hon'ble Commission has been allowing this differential cost associated with new connection release including unrecovered cost of service cable in the capex.

185. In the Capex order dated 15.05.2025 in the matter of Case No-78/2025, the Hon'ble Commission has stipulated that differential cost for new connection release will be allowed during Truing up at actual.

186. In view of the above directive, we are in this petition not proposing any amount towards 'New Connection Release' as the same will be claimed during truing up of FY 2026-27.

187. In the draft OERC (Condition of Supply) Code, 2025 notified by the Hon'ble Commission, a different methodology for recovering of expenditure towards new connection release has been proposed including exemption/relaxation to many categories which may result into huge impact on our Capex.

188. It is requested that, any additional impact arising out of the proposed Supply Code, 2025 may kindly be allowed during Truing up.

4.4.6 Summary of CAPEX requirement for Load Growth and Voltage Profile Improvement

Based on the above, the Capital Expenditure of Rs. 153.53 Cr proposed for Load Growth and Voltage Profile Improvement is as follows:

Table 62 Capital Expenditure for Load Growth and Voltage Profile Improvement:

Sr No	Activities	Total Estimated Cost (in Rs Cr.)
1	Augmentation of PTR	48.78
2	Augmentation /addition of Distribution Transformer along with associated lines	40.00
3	Voltage Profile Improvement	39.08
4	Augmentation and addition of LT ABC line	25.67
	Load Growth (4)	**153.53**

Detailed unit BOQ is provided in Annexure 5 and Location is provided in Annexure 10

4.5 TECHNOLOGY & INFRASTRUCTURE

4.5.1 Build & Strengthen DC–DR Infrastructure & End-User IT Hardware, IT Applications &Software

Particulars for justification schemes		
1	Need of the investment	• Procurement of end-user devices, network equipment, augmentation of AMI, and MBC infra augmentation . • Digital enablement of end-user devices will be undertaken in accordance with IT compliance standards, along with the planned augmentation of licenses for AMI and MBC applications.
2	Timelines of the Project	The project is proposed to be implemented over 12 months from the date of approval
3	Scheme for revised approval / scope / cost	New Scheme
4	Proposed Capital Investment Scheme (in Rs. Cr.)	The total proposed capital investment is Rs. 28.28 crore
5	Technical Justification	**DC–DR Infrastructure and End-User IT Hardware** Procurement of end-user devices, network equipment, augmentation of AMI, and MBC infra augmentation. **IT Applications and Software** Digital enablement of end-user devices will be undertaken in accordance with IT compliance standards, along with the planned augmentation of licenses for AMI and MBC applications.
6	Phasing of Investment	The tentative implementation period may be considered as 12 months after approval of the scheme
7	Statutory / Safety Requirement	The scheme pertains to Technology adoption
8	Cost Assessment /Cost Breakup. (Detailed breakup of each head is required. Utility may attach separate sheets with the excel working documentary proof justifying the rate reasonability)	The cost assessment is based on the unit rates mentioned in Annexure 6
9	Cost Benefit Analysis	Benefits provided in this section of DPR

10	Constraints	• Requirement for migration, compatibility testing, and controlled transition from existing systems. • Changes in technology standards, and OEM product lifecycles.
11	Detailed Justification for quantity proposed	The quantities proposed under the Technology CAPEX for FY 2027–28 have been assessed based on the planned onboarding of 3 lakh additional smart meters, projected growth in IT and OT workloads, existing asset condition, end-of-support/end-of-life replacement requirements, office-wise user strength, network expansion needs, cybersecurity coverage, and business continuity requirements.

189. Over the last five financial years (FY 2021–22 to FY 2025–26), TPSODL has undertaken significant investments in Information Technology to establish a robust, secure, and scalable digital ecosystem that supports its operational excellence, customer service objectives, and ongoing power sector transformation initiatives. These investments have enabled the organization to modernize its core business processes, strengthen cybersecurity, enhance digital service delivery, and support the rapid expansion of smart utility operations.

Key milestones and achievements include:

- **Establishment of a Tier-III Data Center and Disaster Recovery (DR) environment**, providing a highly available, resilient, and secure platform for hosting critical IT and OT applications with business continuity capabilities.
- **Successful implementation and institutionalization of the Information Security Management System (ISMS)**, leading to the achievement and continued maintenance of **ISO 27001:2022 certification**, thereby reinforcing TPSODL's commitment to information security, risk management, and regulatory compliance.
- **Deployment of enterprise-grade compute, virtualization, and storage infrastructure** across Data Center and DR locations to support mission-critical applications such as GIS, SCADA, ADMS, AMI (HES/MDM/SPM) for over 8 lakh smart meters, billing and collection systems, customer-facing digital platforms, and other enterprise and bespoke applications.
- **Provisioning of more than 2,400 end-user computing devices** including laptops, desktops, and tablets, along with deployment of over **280 multifunction printers**, enabling digital workflows, field-force mobility, paperless operations, and improved employee productivity across corporate and field locations.
- **Establishment of a resilient communication network infrastructure** through MPLS, OFC, and VSAT technologies across more than **170 IT Enterprise Offices, 260+ OT PSS locations, and 04 APSCC facilities**, ensuring reliable connectivity and

uninterrupted access to critical systems such as SCADA, ADMS, SAP, GIS, CIS, AMI, Billing, and Collection applications.

- **Implementation of enterprise software licensing and platform services** across user endpoints and data center infrastructure to ensure operational efficiency, standardization, compliance, and supportability of business-critical applications.
- **Strengthening of the cybersecurity ecosystem** through implementation of next-generation security solutions including Firewalls, Web Application Firewall (WAF), Distributed Denial of Service (DDoS) Protection, SIEM, Endpoint Detection & Response (XDR), Advanced Threat Protection (ATP), Antivirus, Patch Management, and Security Monitoring platforms. These initiatives have been aligned with ISO 27001:2022 requirements, CERT-In advisories, MeitY guidelines, and applicable provisions of the Information Technology Act.

190. These strategic investments have significantly enhanced TPSODL's digital capabilities, enabling greater operational efficiency, improved system reliability, stronger cybersecurity resilience, enhanced customer service delivery, and better compliance with evolving regulatory and technology requirements.

191. As TPSODL progresses towards further expansion of Smart Metering infrastructure, increased adoption of Artificial Intelligence (AI) and workplace modernization, and enterprise-wide digital transformation initiatives, additional investments in IT infrastructure and end-user technology are required during FY 2027–28 to ensure scalability, performance, security, and business continuity. The proposed CAPEX plan is aimed at addressing these emerging requirements while supporting the organization's long-term digital roadmap and operational growth objectives.

4.5.1.1 Build & Strengthen DC–DR Infrastructure & End-User IT Hardware

- To support the organization's ongoing digital transformation initiatives, expansion of smart metering operations, enhancement of cyber-secure IT infrastructure, and modernization of enterprise workplace services, the following IT hardware investments are proposed for FY 2027–28. These procurements are essential to ensure business continuity, scalability, operational efficiency, and future technology adoption.

- The existing Advanced Metering Infrastructure (AMI) ecosystem requires augmentation to accommodate the planned onboarding of an additional 3 lakh smart meters. The increase in meter data volume, interval-based consumption data, event logs, and analytics workloads will significantly increase compute and storage requirements. Procurement of additional servers and storage infrastructure will ensure uninterrupted data acquisition, processing, retention, and compliance with utility data management requirements. The augmentation will also improve

system performance, scalability, and availability, enabling reliable operation of HES & MDM applications.

- To optimize business processes, improve operational efficiency, and reduce manual interventions. Dedicated GPU-based servers are required to support AI model training, data analytics, predictive maintenance, intelligent document processing, chatbot services, and workflow automation initiatives. These servers will provide the high-performance computing capabilities necessary for enterprise AI workloads while ensuring data security through on-premises processing of sensitive operational information.

- MFD printers are required across various IT and administrative offices to support day-to-day business operations involving printing, scanning, copying, and document digitization. Replacement and deployment of new devices will improve productivity, reduce maintenance costs associated with aging equipment, and enable efficient document management workflows. The proposed devices will support network-based printing and secure access features aligned with corporate IT policies.

- Expansion and modernization of Local Area Network (LAN) connectivity are required to support additional users, newly established offices, and upgraded workplace infrastructure. The proposed LAN setup will provide reliable, high-speed, and secure network connectivity for desktops, laptops, printers, IP-based systems, and enterprise applications. This investment will enhance employee productivity, improve collaboration, and support increasing bandwidth demands generated by digital applications and cloud-integrated services.

- A significant portion of the existing end-user computing devices has reached end-of-support and requires replacement due to performance limitations and supportability concerns. Procurement of laptops will cater to employee onboarding, hardware refresh cycles, and business requirements. Modern endpoint devices will improve productivity, support current operating systems and cybersecurity standards, enable hybrid working capabilities, and ensure compatibility with evolving enterprise applications and digital initiatives.

- The proposed procurement of UPS, Routers and Switches are necessary to strengthen enterprise network infrastructure across offices and operational locations. Existing equipment in several locations is approaching end-of-support and end-of-life status which are installed under IPDS Scheme, resulting in increased operational risk and maintenance challenges. Upgraded network devices and power backup will provide higher throughput, improved reliability, enhanced security features, better network segmentation, and support for future scalability

requirements. The investment will ensure uninterrupted connectivity for critical business and operational applications.

- Biometric devices are proposed for deployment across TPSODL offices to strengthen employee attendance management, and security compliance. These devices will support accurate, automated, and auditable workforce attendance records while reducing manual administrative efforts. Integration with enterprise HR and SAP systems will enhance operational efficiency, and ensure compliance with organizational governance requirements.

Table 63 Capital Expenditure for Build & Strengthen DC–DR Infrastructure & End-User IT Hardware

S. No.	Description	UoM	Qty	Unit cost (INR incl. of Tax)	Total Estimated Cost (in Rs.)
1	Augmentation of AMI DC infrastructure for 1 lakh Smart meters (i.e. Server, Storage).	AU	3	9,476,006.14	28,428,018.41
2	AI/ML GPU Server for Workflow Automation	EA	2	4,900,000.00	9,800,000.00
3	MFD Printer for IT Offices	EA	10	165,716.25	1,657,162.50
4	Office LAN Setup	Node	300	5,250.00	1,575,000.00
5	Laptop & Desktop for End Users	EA	640	140,420.00	89,868,800.00
6	Network Equipment (Router/Switches) for IT Enterprise Offices	EA	100	198,016.27	19,801,627.20
7	Network Security for IT (Firewall)	AU	1	17,500,000.00	17,500,000.00
8	UPS with Battery	EA	100	80,256.59	8,025,658.64
9	Biometric Device	EA	72	36,744.52	2,645,605.46
Total Estimated Cost (In Rs. Cr.)					**17.93**

Benefits of the Investment:

- The proposed IT infrastructure investments for FY 2027–28 are critical for supporting smart metering expansion, strengthening enterprise IT infrastructure, enabling digital transformation initiatives, improving cybersecurity posture, and ensuring uninterrupted service delivery across the organization. These investments will enhance operational efficiency, improve system reliability and scalability, reduce technology-related business risks, and prepare the organization for future growth and innovation initiatives. The proposed CAPEX is therefore recommended for approval to ensure continued alignment with strategic business and technology objectives.

4.5.1.2 IT Applications & Software:

192. With the planned expansion of Smart Metering infrastructure, increasing digitalization of business processes, and growing reliance on enterprise applications, TPSODL is required to strengthen and scale its software ecosystem to ensure uninterrupted operations, enhanced productivity, regulatory compliance, and future-readiness. The proposed investments in OS/application licenses, software upgrades, and productivity tools will support the organization's strategic initiatives, including expansion of AMI infrastructure, modernization of customer service platforms, and adoption of digital workplace solutions.

193. As part of the planned expansion of the Advanced Metering Infrastructure (AMI), additional software licensing capacity is required to support the onboarding of three (3) lakh new smart meters. This includes HES license, MDM licenses, database licenses, operating system licenses, and virtualization platform licenses necessary for hosting and managing incremental AMI workloads. The proposed augmentation will ensure seamless scalability of the AMI platform, optimal system performance, enhanced data processing capability, and compliance with software licensing requirements while maintaining high availability and reliability of smart metering operations.

194. The Customer Information System (CIS) and Metering, Billing & Collection (MBC) platform form the backbone of customer service and revenue management operations. As the customer base and transaction volumes continue to grow, upgrades and augmentations are required to improve system performance, enhance user experience, introduce new functionalities, and support evolving business requirements. This investment will strengthen billing accuracy, customer service delivery, payment processing, consumer engagement, and integration with emerging digital platforms while ensuring scalability and operational efficiency.

195. To enable efficient workplace productivity and digital collaboration, licenses for office automation and specialized productivity tools are required for employees across various departments. These applications support document creation, data analysis, presentation development, PDF management, design activities, technical drafting, project documentation, and collaborative workflows. Provisioning of these licenses will improve operational efficiency, reduce dependence on manual processes, enable standardized work practices, and ensure compliance with software licensing and information security policies.

Table 64 Capital Expenditure for IT Applications & Software

S. No.	Description	UoM	Qty	Unit cost (in Rs)	Total Estimated Cost(in Rs.)
1	Augmentation of AMI license for 1 lakh meters (i.e. Data Base license, OS Licenses & VM licenses).	AU	3	7,346,967.21	22,040,901.64
2	HES Licenses	EA	300000	95.58	28,674,000.00
3	Antivirus for Server and End Point protection	AU	1	18,518,150.80	18,518,150.80
4	CIS (MBC)solutions Upgrade/Augmentations	Each	100000	30.00	3,000,000.00
5	Office Automation tools (MS Office/Nitro Pro/Canva/AutoCAD, etc.)	Each	625	50,000.00	31,250,000.00
Total Estimated Cost (in Rs. Cr)					**10.35**

Benefits of the Investment:

- The proposed investment in IT Applications and Software will strengthen TPSODL's digital ecosystem by enabling seamless expansion of smart metering infrastructure and supporting future business growth. It will enhance operational efficiency through automation, improve billing accuracy and revenue realization, and ensure reliable processing of large volumes of meter and customer data. The investment will also improve customer service delivery, facilitate data-driven decision-making, and ensure compliance with software licensing and regulatory requirements. Furthermore, it will provide a scalable and secure technology foundation for future smart grid initiatives, advanced analytics, and digital transformation programs, while reducing operational risks and improving overall business resilience.

196. The Technology CAPEX for FY 27–28 is proposed under the following key schemes, continuing from the prior approved CAPEX heads:

Sl. No.	Scheme	Amount (Rs. In Cr.)
1	Build & Strengthen DC–DR Infrastructure & End-User IT Hardware	17.93
2	IT Applications & Software	10.35
Total Estimated Cost (Incl. of Taxes)		**28.28**

Table 65 Road Map for DC–DR Infrastructure & End-User IT Hardware

Sl. No.	Activity	UOM	Total Scope across System	Approved so far (up to FY'27 DPR)	Planned under FY'28 DPR	Balance Quantity
			A	B	C	D=A-(B+C)
1	Augmentation of AMI DC infrastructure for 1 lakh Smart meters (i.e. Server, Storage).	AU	23	9	**3**	**11**
2	AI/ML GPU Server for Workflow Automation	EA	4	0	**2**	**2**
3	MFD Printer for IT Offices	EA	310	292	**10**	**8**
4	Office LAN Setup	Node	3000	2700	**300**	**0**
5	Laptop & Desktop for End Users	EA	2500	2500	**640**	**700**
6	Network Equipment (Router/Switches) for IT Enterprise Offices	EA	390	127	**100**	**163**
7	UPS with Battery	EA	1065	602	**100**	**363**
8	Biometric Device	EA	172	100	**72**	**0**
9	Augmentation of AMI license for 1 lakh meters (i.e. Data Base license, OS Licenses & VM licenses).	AU	23	9	**3**	**11**
10	HES Licenses	EA	2300000	900000	**300000**	**1100000**
11	CIS (MBC)solutions Upgrade/Augmentations	Each	3059252	2959252	**100000**	**0**
12	Office Automation tools (MS Office/Nitro Pro/Canva/AutoCAD, etc.)	Each	2500	2500	**625**	**700**
13	Network Security for IT (Firewall)	AU	2	0	**1**	**1**
14	Antivirus for Server and End Point protection	AU	2	2	**1**	**1**

4.5.2 Civil Upgradation +Roof Top Solar + Water harvesting

Particulars for justification schemes		
1	Need of the investment	- TPSODL operates 245 offices across 48,751 sq. km; many structures are 40–50 years and requiring restructuring/refurbishment or replacement. - Existing offices do not meet basic prevailing standards for safety, hygiene, and ventilation. - Stores (4 zonal + 1 main at Berhampur) require major augmentation to handle increasing material storage and handling due to growing Government projects. - DT Workshop at Jeypore is needed to enhance operational efficiency, maintenance standards, and capacity for distribution transformers. - Rooftop solar and rainwater harvesting are proposed to reduce carbon footprint and promote sustainable water use. - Admin infrastructure (potable water, backup power, fans, chairs, furniture accessories) is essential to provide basic amenities and a conducive working environment.
2	Timelines of the Project	The project is proposed to be implemented over 12 months from the date of approval
3	Scheme for revised approval / scope / cost	New scheme
4	Proposed Capital Investment Scheme (in Rs. Cr.)	**Total Proposed CAPEX (FY28): ₹32.66 Cr** Break-up: a) TPSODL Office restructuring/rebuilding: ₹12.76Cr b) EMR & MRT, GRF & Enforcement office: ₹2.52 Cr c) Store Civil work: ₹7.55 Cr d) Borewell & Toilet facility at various PSS locations: ₹3.44 Cr f) DT Work Shop at Jeypore: ₹2.26 Cr g) Roof Top Solar and Water harvesting: ₹2.12 Cr h) Ready to Use Admin Asset: ₹2.00 Cr
5	Technical Justification	The existing offices are distributed over a large geographical area and several buildings have been in use for approximately 40–50 years. Refurbishment, restructuring, rebuilding, and extension are technically required to address structural

		deterioration, inadequate space, poor ventilation, ageing services, and unsuitable working conditions. The proposed works will: • Improve the structural integrity and useful life of existing buildings. • Provide safe and hygienic working areas for employees. • Improve ventilation, lighting, sanitation, and internal functionality. • Provide adequate space for staff through office extensions. • Improve facilities for consumers visiting TPSODL offices. • DT Workshop is a dedicated asset for O&M of distribution transformers, enhancing technical capacity and reliability.
6	Phasing of Investment	The tentative implementation period may be considered as 12 months after approval of the scheme
7	Statutory / Safety Requirement	The scheme is required to meet Employee and customer basic needs
8	Cost Assessment /Cost Breakup. (Detailed breakup of each head is required. Utility may attach separate sheets with the excel working documentary proof justifying the rate reasonability)	The cost assessment is based on the unit rates mentioned in Annexure 5
9	Cost Benefit Analysis	Benefits provided in this section of DPR
10	Constraints	Any ROW may arise during work execution.
11	Detailed Justification for quantity proposed	TPSODL operates 245 offices across 48,751 sq. km, many 40–50 years old, requiring restructuring or major refurbishment. Since FY22, 186 offices have been attended; 16 more are targeted in FY27, and 27 offices (1 DO, 7 SDO, 12 SO, 7 others) plus 3 extensions are proposed for FY28 . Jeypore Circle, covering ~2/3 of the area, requires new GRF, EMR, and MRT offices as existing ones are very old aged. Store infrastructure (4 zonal + 1 main) needs augmentation: 220 RM concrete roads, 500 RM each sewage/rainwater systems, 4,200 sq. m concrete

		platforms, and 1,700 sq. m sheds to handle growing material storage and safety requirements. Borewells at 36 PSS and toilets at 25 PSS address water scarcity and sanitation needs at remote, high-staffed locations. Rooftop solar (420 kW) and rainwater harvesting continue the phased green initiative (680.78 kW installed FY25–26, 182.38 kW under installation FY27). Admin assets (water coolers, inverters, fans, chairs, furniture) are sized based on office-wise staff strength and replacement surveys to ensure basic amenities and work continuity. A centralized DT Workshop at Jeypore will serve the entire network, improving transformer O&M capacity and reliability. All quantities are derived from site surveys, operational needs, and 5–10 year projections, ensuring optimal use of the ₹32.66 Cr FY28 CAPEX.

4.5.2.1 Restructuring/Refurbishment of Infrastructure at Office and Stores

197. TPSODL have 245 numbers of established offices (O&M and other supportive functions such as EMR, vigilance) across 48751 Sq. Km area of TPSODL. Some of them are owned and others are on rented property. The condition of some existing establishments is either totally dilapidated requiring replacement by new structure or the offices are so bad that they need to be reinstated with major refurbishment /restructuring works increasing life of the structure. This bad condition of the structures is due to aging (approximately 40 to 50 years).

198. These offices require immediate attention to bring them to basic prevailing standards of any office to be occupied. This work is taken up since FY22 and is being done judiciously in phased manner spread over more than one year. Total offices attended till FY26 i.e. over 5 years are 186 in numbers. Targeted office in FY 27 is **16 nos.** under approved budget making a total to **202**. Now in FY **28** we propose to cover total **27** offices (1 DO, 7 SDO, 12 SO and 7 nos. other Offices) as a part of TPSODL continuing endeavor towards providing safe, hygienic & reasonably good working environment with appropriate ventilation to staff. Further to that in FY28, 03nos office extension are planned as per organization requirement to accommodate the office staff. Further to that there would be about 16 offices balance to be addressed due to land availability and legal issues. A separate proposal to the same will be put up for due consideration subsequent years. For newly constructed offices there is requirement of office furniture and AC's.

199. TPSODL has a large area spread under control as explained earlier and Jeypore Circle covers the maximum i.e. about 2/3 of area. For the operational requirement we are planning to develop GRF, EMR and MRT office at Jeypore as the existing offices are in dilapidated condition.

200. TPSODL has planned to install borewells at 36 locations and develop toilet facilities at 25 PSS locations to facilitate smooth operations and to maintain proper hygienic environment and to meet the basic needs of the employees. The Selected locations do not have either adequate supply of PHD water or borewell facility.

201. TPSODL is planning to improve the office infrastructure through revamping and other civil interventions. These activities are urgently needed to provide conducive work environment to TPSODL employees and all consumer visiting TPSODL offices for one or the other work.

202. Further TPSODL has 4 zonal stores across various circle and 1 main store at Berhampur, were required major revamping which has been taken up and rectified since FY22 in a phased manner till current FY.

203. Since FY22 several works such as partial road works, partial boundary wall, refurbishment of existing sheds at Main store, DT workshop at Main store open shed at Main store and partial road works at Jeypore, Bhanjanagar, Phulbani, etc., were take up addressing issues to some extent. However, considering increasing material storage & its handling with growing projects requirement across the overall spread and overall system sufficiency improvement works, following civil activities are required to be taken up may be in phased manner.

204. It is targeted to cover following activities in the year FY2027-28.

- Concrete approach roads to avoid repetitive maintenance & to overcome uneven surfaces leading to safety hazards to heavy vehicles – 220 Running Meter at Bhanjanagar Store and Phulbani store
- Sewage System and Rain water disposal system – 500 Running Meter each at Berhampur and Jeypore Store.
- Firm & rigid concrete platforms for storing critical material like MU, CT, PT etc. –2000 m2 at Jeypore store and 2200 m2 at Bhanjanagar store

- Construction of 02 no. close sheds at Jeypore and Berhampur stores of area 400 m2 and 300 m2 respectively and 01 no. open shed of 1000 m2 at Jeypore store.

Table 66 Capital Expenditure for Restructuring/Refurbishment of Infrastructure at Office and Stores Civil Works

SL. No.	Description of Project	Total Estimated Cost (In Rs.Cr.)
a	TPSODL Office restructuring/rebuilding	12.76
b	EMR & MRT, GRF & Enforcement office	2.52
c	Civil works for Store	7.55
d	Borewell & Toilet facility at various PSS locations	3.44
	Total Estimated Cost (In Rs.Cr.)	**26.28**

Detailed unit BOQ is provided in Annexure 5 and Locations in Annexure 10

4.5.2.2 DT Workshop – Civil Infrastructure

205. To enhance the operational efficiency, maintenance standards, and capacity enhancement of distribution transformers within the TPSODL network, it is imperative to organize a dedicated Distribution Transformer Workshop at Jeypore. This initiative aims to upgrade technical expertise, improve transformer performance, and ensure reliable power distribution across the region.

206. **Objective:** Operation, and maintenance of distribution transformers.
The estimated additional CAPEX budget will facilitate the procurement of necessary resources, ensuring the workshop's effectiveness and sustainability.

Table 67 Capital Expenditure for DT workshop at Jeypore

S.No.	Description of Project	Quantity	Total Estimated Cost (in Rs Cr.)
a	DT Work Shop at Jeypore	1	2.26

Detailed unit BOQ is provided in Annexure 5

4.5.2.3 Rooftop Solar, and Rain Water Harvesting

207. In line with company's commitment on reducing carbon footprints, provision of Roof Top Solar plants for auxiliary consumption of the power of the offices are considered.

208. Based on earlier Budget approval from FY25 to FY26 the Grid Connected Roof Top solar capacity, total 680.78 KW has been installed. For FY27 a total of 182.38 KW solar installation work is currently under installation.

209. An amount of Rs 2.00 Crore has been proposed for installation of Roof Top Solar Capacity approx. 420 KW in FY28 at offices spread across 6 circles optimizing the mix of Green Power with Grid supplied power.

210. A rainwater harvesting system has been proposed (0.12 Cr) to be installed at the primary power substation to promote sustainable water use. Rainwater collected from rooftops is to be filtered and stored for non-potable applications like cleaning and landscaping. Excess water is directed to recharge earthing pits to help replenish groundwater.

Table 68 Capital Expenditure for Rooftop Solar and Rain Water Harvesting

S.No.	Description of Project	Total Estimated Cost (In Rs.Cr.)
E	Roof Top Solar, and Water harvesting	2.12

Detailed unit BOQ is provided in Annexure 5 and location mentioned in Annexure 10

Table 69 Road Map Plan for Civil and Solar

Sr. no.	Activity	UOM	Completed up to FY26	Planned for FY27	Planned for FY28
1	Southco Offices	Nos.	186	15	27
2	Solar plant	KW	697	175	430

211. The CAPEX for Civil Upgradation +Roof Top Solar + Water harvesting for FY 27–28 is proposed under the following key schemes, continuing from the prior approved CAPEX heads:

4.5.2.4 Summary of CAPEX requirement for Civil Upgradation +Roof Top Solar + Water harvesting

Table 70 Capital Expenditure for Civil Upgradation +Roof Top Solar + Water harvesting

SL. No.	Description of Project	Total Estimated Cost (In Rs.Cr.)
a	Restructuring/Refurbishment of Infrastructure at Office and Stores Civil Works	26.28
b	DT Workshop – Civil Infrastructure	2.26
c	Roof Top Solar, and Water harvesting	2.12
	Total Estimated Cost (In Rs.Cr.)	**30.68**

4.5.3 Ready to Use Admin Asset

212. Provision of various essential requirements at Circle/Division/Sub-Division/Section & other Offices: It is essential to make availability of the potable water for the staff to meet the one of the major requirements of basic amenities. Water Coolers, Dispensers and water purifiers /Ros are to be provided at each of the office locations. Some of the locations, at present, do not have the adequate water facility, hence there is immense need of making appropriate arrangements to make availability of potable water facility at some TPSODL offices.

213. Some of the locations, at present, do not have backup power (Inverter) facility. It is proposed to provide emergency power backup supply systems like inverters & batteries. In order to maintain the minimum light backup during absence of main source of power. Mini Load of lights, Fans, PC, Laptop require power backup. It helps us to smoothen our official Work for our key offices.

214. Some of the ceiling fans & wall fans within the office's premises are old and not working properly. Locally repaired most of the times but could not run properly. Also,few offices requires fans to maintain ventilation within office So, it is proposed to cater this facility by purchasing new fans which helps employees to work in good working environment.

215. Cushion fibre chairs are proposed to facilitate different offices across TPSODL so that employees can sit and work comfortably.

216. It is proposed to provide office furniture accessories Like, Iron Almirah, steel dustbins and files cabinets for our key offices.

Table 71 Cost Estimates for Ready to Use Admin Asset

S.No.	Description	Total Estimated Cost (In Rs.Cr.)
1	Admin Infrastructure	2

Detailed unit BOQ is provided in Annexure 5

4.5.4 Summary of CAPEX requirement for Technology and Infrastructure

217. Based on the above, the Capital Expenditure of Rs. 60.94 Cr proposed for Technology and Infrastructure is as follows:

Table 72 Capital Expenditure requirement for Technology and Infrastructure

Sr No	Activities	Total Estimated Cost (In Rs.Cr.)
1	Build & Strengthen DC–DR Infrastructure & End-User IT Hardware, IT Applications & Software	28.28
2	Civil Upgradation +Roof Top Solar + Water harvesting	30.66
3	Ready to Use Admin Asset 2	2
	Sub Total - Technology and Infrastructure (E)	**60.94**

5 Time-lines

218. The Petitioner (TPSODL) has proposed the project completion timelines where ever applicable. While Discoms will endeavour all efforts to complete the schedules as per the mentioned timeline for each projects, however the proposed timelines are subject to timely receipt of necessary permissions, approvals and clearances from the concerned authorities/agencies, including land/Right of Way (RoW), site clearance, Forest Department/agricultural field clearances and other statutory approvals, resolution of local/site-related issues and concerns, timely receipt of materials, availability of required outages from OPTCL, suitable weather conditions, and other factors beyond the reasonable control of the DISCOM. Accordingly, a broad tentative timeline is provided below.

Annexure A: Glossary in terms

Glossary		Glossary	
AB SWITCH	Air Breaker Switch	MBC	Metering Billing and Collection
AC	Alternating Current	MCC	Master Control Centre
ADMS	Advanced Distribution Management System	MCCB	Moulded Case Circuit breaker
AMC	Annual Maintenance Contract	MMG	Meter Management Group
AMI	Automatic Meter Infrastructure	MRT	Meter Reading & Testing
APS	Area Power System	MS	Microsoft
AT&C	Aggregate Technical and Commercial	MU	Million Unit
BA	Business Associate	MV	Medium Voltage
BCC	Backup Control Centre	MVA	Mega Volt Ampere
BO	Business Output	MW	Mega Watt
BW	Business Warehouse	O&M	Operation & Maintenance
CAPEX	Capital Expenditure	ODSSP	Odisha Distribution System Strengthening Project
CC	Control Centre	OERC	Odisha Electricity Regulatory Commission
Ckt.KM	Circuit Kilo meters	OFC	Optic Fibre Cable
CRP	Control Relay Panels	O/H	Over head
CRC	Customer Relationship Centre	OPEX	Operational Expenditure
CT	Current Transformer	OPGW	Optical Ground Wire
CWIP	Current Work In Progress	OPTCL	Odisha Power Transmission Corporation Limited
DC	Direct Current	OS	Operating System
DMS	Distribution Management System	OT	Operational Technology
DOS	Distribution operation system	PSCC	Power System Control Centre
DPR	Detailed Project Report	PT	Potential Transformer
DSS	Distribution Sub-Station	PTR	Power Transformer
DTR	Distribution Transformer	ROW	Right of Way
EHT	Extra High Tension	RMU	Ring Main Unit
FCC	Fuse Call Centre	SAIDI	System Average Interruption Duration Index
FPI	Fault Passage Indicator	SAIFI	System Average Interruption Frequency Index
FY	Financial Year	SAP	System Application and Products
GIS	Geographical Information System	SCADA	Supervisory Control and Data Acquisition
GoI	Government of India	SD	Sales and Distribution
GOO	Government of Odisha	SDO	Sub Divisional Officer
GRIDCO	Grid Corporation of Odisha	SITC	Supply Installation Testing and Commissioning
GSS	Grid Sub Station	SLDC	State Load Dispatch Centre
HMC	Hub Maintenance Crew	STS	Sub Transmission System
HT	High Tension	T&D	Transmission and Distribution
IEC	International Electro technical Commission	TPCODL	TP Central Odisha Distribution Limited
IPDS	Integrated Power development scheme	TPNODL	TP Northern Odisha Distribution Limited
IT	Information Technology	TPSODL	TP Southern Odisha Distribution Limited
KM	Kilo meter	TPWODL	TP Western Odisha Distribution Limited
KV	Kilo Volt	U/G	Under Ground
KVA	Kilo Volt Ampere	UPS	Uninterrupted Power Supply
LT	Low Tension	PSS	Primary Sub Station
LTCT	Low Tension Current Transformer	LTDB	Low Tension Distribution Box
V	Voltage	LILO	Loop In Loop Out
ABC	Air Bunched Cable	MFD	Multi Function Device
ARC	Auto Reclosure	MPLS	Multi Protocol Level Switching
CBM	Condition Based Maintenance	PPE	Personal Protective Equipment
CIS	Customer Information System	PPP	Public Private Partnership
CTC	Certified True Copy	PSC	Pre Stressed Concrete
Cr	Crores	RTU	Remote Terminal Unit
DD	Drop Down	SPM	Smart Prepaid Module
DGA	Dissolved Gas Analyser	TPC	Tata Power Company
DR	Disaster Recovery	VCB	Vaccum Circuit Breaker
FR	Fire Resistant	VSAT	Very Small Aperture Terminal
FRP	Fibre Reinforced Plastic	WPB	Wide Parallel Beam
FRTU	Field Remote Terminal Unit	XLPE	Cross Linked Poly Ethylene
HG	Horn Gap	EIC	Engineer -in-chief (Electricity)
HOTT	Hands On Technical Training	JE	Junior Engineer
IDC	Interest During Construction	HIRA	Hazard Identification and Risk Assessment
CDB	Cost Data Book	NH	National Highways
BOQ	Bill of Quantity		
BDV	Breakdown Voltage Test		
LA	Lightning Arresters		

ANNEXURE-1

(Board Approval Certified True Copy)

Certified True Copy of the Resolution passed at the Board Meeting held on 18th July 2026

"RESOLVED that Capital Expenditure (capex) of the Company for FY28, be and is hereby approved, as under, subject to the approval of Odisha Electricity Regulatory Commission (OERC):

(₹ in crore)

Sl. No.	Capex Head	FY28
1	Statutory and Safety	54
2	Loss Reduction	12
3	Network Reliability	213
4	Load Growth and Voltage Profile Improvement	154
5	Technology & Infrastructure	61
	Total	**493**

Note: *The Capex cost is exclusive of employee cost.*

FURTHER RESOLVED that the Chief Executive Officer and the Chief Financial Officer of the Company be and are hereby severally authorized to take all necessary steps in this regard."

Certified True Copy
For **TP Southern Odisha Distribution Limited**



Jeevanjyoti Nayak
(Company Secretary)
ACS No. 39658
Address: Kamapalli Square, Courtpeta
Berhampur, Ganjam, Odisha-760004

ANNEXURE-2

(Details of TPSODL Circle,Division & Sub-Division)

Circle Name		Division Name	Sub-Division Name	SDO CODE
1 CITY CIRCLE	1	BED-I Berhampur	Medical Sub- Division Berhampur	3411
			Industrial Sub- Division Berhampur	3414
			Gopalpur Sub- Division Berhampur	3412
	2	BED-II Berhampur	SSD No-l	3421
			SSD No-III	3422
	3	BED-III Berhampur	SSD No-IV	3432
			Kanisi S/D	3431
2 BERHAMPUR CIRCLE	4	GNED Chatrapur	Chatrapur S/D	2111
			Rambha S/D	2112
	5	PSED Purusottampur	Khallikote S/D	2113
			Kodala S/D	2143
			Purushottampur S/D	2141
			Polasara S/D	2142
	6	HED Hinjilicut	Sheragada S/D	2152
			Hinjilicut S/D	2151
3 ASKA CIRCLE	7	AED-I Aska	Aska S/D	3511
			Nuagam S/D	3513
	8	AED-II K S NAGAR	K S NAGAR	3522
			BUGUDA	3523
	9	GSED Digapahandi	Digapahandi S/D	3531
			Chikiti S/D	3532
4 BHANJANAGAR CIRCLE	10	BNED Bhanjanagar	No 1 Bhanjanagar Sub-Division	2911
			No 2 Bhanjanagar S/D	2915
			Sorada S/D	2912
			Bellaguntha S/D	2913
	11	PED Phulbani	Phulbani S/D	2921
			Balliguda S/D	2922
			G Udayagiri S/D	2923
	12	BOED Boudh	BOUDH S/D	2931
			MANMUNDA S/D	2932
5 RAYAGADA CIRCLE	13	RED Rayagada	Rayagada S/D	3111
			Therubali S/D	3112
			Bissam Cuttack S/D	3113
	14	PKED Paralakhemundi	Paralakhemundi S/D	3121
			Kasinagar S/D	3122
			Upalada S/D	3124
			R Udayagiri S/D	3125
			Mohana S/D	3123
	15	GED Gunupur	Gunupur S/D	3131
			Gumuda S/D	3132
6 JEYPORE CIRCLE	16	JED Jeypore	JESD-1 JEYPORE	7111
			JESD-2 JEYPORE	7114
			SDO BORIGUMMA	7115
	17	KED Koraput	Koraput S / D	7141
			Sunabeda S/D	7142
			Laxmipur S/D	7143
	18	MED Malkangiri	Malkangiri S / D	7131
			Balimela S/D	7132
	19	NED Nabarangpur	Nabarangpur S/D	7121
			Umarkote S / D	7123
			Papadahandi S/D	7124

ANNEXURE-3

(List of GSS of OPTCL in TPSODL)

List of Grid substation of OPTCL in TPSODL

Sl. No.	Name of Grid Sub Station	District	Installed Capacity (MVA)	Year of Commissioning
A.220/132/33KV GSS				
1	Aska New	Ganjam	2x160 MVA, 220/132 kV 1x40 + 1x20 MVA, 132/33 kV	2019
2	Bhanjanagar	Ganjam	2x160 MVA, 220/132 kV 2x40 + 1x20 MVA, 132/33 kV	1984
3	Gunupur	Rayagada	2x160 MVA, 220/132 kV 2x20 MVA, 132/33 kV	2021 (132 kV) 2022 (220 kV)
4	Jayanagar	Koraput	2x160 MVA, 220/132 kV 3x20+1x12.5 MVA, 132/33 kV	1980
5	Narendrapur	Ganjam	2x160 +1x100MVA, 220/132 kV 3x40+1x20 MVA, 132/33 kV	1999
6	Therubali	Rayagada	2x100+1x160 MVA, 220/132 KV 2x12.5 MVA, 132/33 kV	1974
B.220/33KV GSS				
7	Balimela	Malkangiri	1x40 +1x20 MVA, 220/33 kV	2007
8	Govindpalli	Malkangiri	2x20 MVA, 220/33 kV	2020
9	Kalimela	Malkangiri	2x20 MVA, 220/33 kV	2022
10	Kasipur	Rayagada	1x20 MVA, 220/33 kV	2019
11	Malkangiri	Malkangiri	2x40 MVA, 220/33 kV	2017
12	Laxmipur	Koraput	2x20MVA, 220/33kV	2013
C.132/33KV GSS				
13	Akhusingh	Rayagada	2x12.5 MVA, 132/33 kV	2001
14	Aska	Ganjam	3x40 MVA, 132/33 kV	1975
15	Balugaon	Khurda	1x40+1x20+1x12.5 MVA, 132/33 kV	1991
16	Berhampur	Ganjam	3x40 MVA, 132/33 kV	1964
17	Boriguma	Koraput	2x20 MVA, 132/33 kV	2023
18	Boudh	Boudh	2x20 MVA, 132/33 kV	2015
19	Chhatrapur	Ganjam	3x20 MVA, 132/33 kV	1982
20	Chikiti	Ganjam	1x40+1x20 MVA, 132/33 kV	2019

List of Grid substation of OPTCL in TPSODL				
Sl. No.	Name of Grid Sub Station	District	Installed Capacity (MVA)	Year of Commissioning
21	Dabugaon	Nabarangpur	2x12.5+1x20 MVA, 132/33 kV	2015
22	Digapahandi	Ganjam	2x20+1x12.5 MVA, 132/33 kV	2004
23	G. Udaygiri	Kandhamala	2x20 MVA, 132/33 kV	2021
24	Ganjam	Ganjam	1x12.5 + 1x20 MVA, 132/33 kV	1967
25	Hinjili	Ganjam	2x20 MVA, 132/33 kV	2022
26	Muniguda	Rayagada	1x12.5 + 1x20 MVA, 132/33 kV	2017
27	Mohana	Gajapati	2x12.5 MVA, 132/33 kV	1973
28	Nabarangpur	Nabarangpur	2x20 MVA, 132/33 kV	2021
29	Paralakhemundi	Gajapati	3x12.5 MVA, 132/33 kV	2001
30	Patangi	Koraput	1x20 + 1x12.5 MVA, 132/33 kV	2019
31	Phulbani	Kandhamala	2x40+1x12.5 MVA, 132/33 kV	1986
32	Podagada	Koraput	1x12.5 + 1x20 MVA, 132/33 kV	2018
33	Purusottampur	Ganjam	2x12.5+1X20 MVA, 132/33 kV	2013
34	Rayagada	Rayagada	1x20+2x12.5 MVA, 132/33 kV	1962
35	Sonepur	Sonepur	2x40+1x20 MVA, 132/33 kV	2001
36	Sunabeda	Koraput	1x20+2x12.5 MVA, 132/33 kV	1964
37	Tentulikhunti	Nabarangpur	2x20+1x12.5 MVA, 132/33 kV	1986
38	Umerkote	Nabarangpur	2x20+1x40 MVA, 132/33 kV	2015
39	Lamptaput	Koraput	2 X20 MVA, 132/33 kV	2026

ANNEXURE-4

(Safety & Testing Equipments Detailed Estimated BoQ)

Cost Estimate for Safety Equipment

Sl. No.	Description	Unit	Qty	Unit Rate in Rs.	Total Cost (in Rs)
1	Fire Detection and Alarm System for Ambagada Office	Nos	1	561169	561169
2	Discharge Rod for 11-33-66 KV	Nos	150	16449	2467380
3	Industrial Neon Tester 11-33-66 KV	Nos	50	27069	1353460
4	Battery Operated Tree Pruner	Nos	50	89000	4450000
5	A Type FRP Ladder	Nos	50	15635	781750
6	Man-Lifter (Up to 13 Meter)	Nos	15	2500000	37500000
7	Fire Wall provision in PSS **	Nos	50	150000	7500000
8	Environmental improvement Projects	Nos	1	8000000	8000000
9	Snake Catcher	Nos	24	8000	192000
10	Foam type fire extinguishers (50 kg)	Nos	50	10030	501500
11	Safety Innovation Project	Nos	4	500000	2000000
Grand Total (in Rs)					**65307259**
Total Cost in Rs. Cr.					**6.53**

**Locations of Fire Wall at PSS			
Sl. No.	**NAME OF PSS**	**Sl. No.**	**NAME OF PSS**
1	ASKA(C)	26	NK NAGAR(C)
2	JAHADA	27	OM VIHAR
3	KS NAGAR(C)	28	BELAGUNTHA(C)
4	NUAGAON	29	BHANJANAGAR/BHEJIPUT(C)
5	BAULGAON	30	BOUDH(C)
6	CHATRAPUR(C)	31	CHATRANGA
7	HATIOTA	32	KANTEIPALLY/GOVINDPUR
8	HINJILI(C)	33	PHULBANI(C)
9	KANHEIPUR	34	BODILI
10	KHALLIKOTE(C)	35	KORAPUT OLD(C)
11	MALUD	36	KOTPAD
12	MARUDI JAGANNATHPUR	37	NABARANGPUR(C)
13	PANDIA	38	NEW BUS STAND(C)
14	POLSARA/BELAGAON(C)	39	OLD CONTROL ROOM(C)
15	AMBAGADA(C)	40	RAIGHAR
16	AMBAPUA(C)	41	ADAVA
17	BIDYUTPURI(C)	42	AUTO NAGAR(C)
18	CORPORATION ROAD(C)	43	CHANDRAGIRI
19	GOODSHED	44	GUNUPUR(C)
20	GOPALPUR(C)	45	PARALAKHEMUNDI NEW(RURAL)(C)
21	KANISHI	46	SERIGUDA(C)
22	KHALLIKOTE COLLEGE	47	ANKULI
23	LOCHAPADA(C)	48	DURA RAMACHANDRAPUR
24	MEDICAL(C)	49	KUKUDAKHANDI
25	NIMAKHANDI	50	UNIVERSITY/BHANJAVIHAR

Cost Estimate for Electrical Testing Equipment

SR. NO	DETAILS OF THE TESTING EQUIPMENT	PURPOSE	QUANTITY	APPROXIMATE BUDGET
1	3-phase variac air cooled-20Amps	Testing of 3 phase stabilizers,PTs ,transformers etc	14	170000
2	Portable automatic Dielectric frequency response analyser with software ,accessories	Analysis of Water content in Oil-Paper, and insulation of Power and Instrument Transformer. Diagnosis of all the of bushings and CB insulation.Diagnosis of Cable and Motor Insulation.The kit shall be based on Frequency Domain Spectrograph	3	9735000
3	Relay Test bench	Specialized system used to verify, calibrate, and maintain protective relays by safely simulating real-world fault conditions like overcurrent, short circuits, and voltage drops through controlled signal injection	1	1000000
4	Infrared thermo scanning camera	Thermal scanning cameras detect invisible infrared energy to create visible temperature maps, Non-contact safety, early fault detection in electrical systems	30	1323720
5	TDM 6260 with PDS-60 VLF Sine (0 ... 62 kVpeak), VLF CR (0 ... 60 kVrms) DAC (0 ... 60 kVpeak), Internal tandelta, Sheath testing upto 20KV offline Partial discharge testing using PDS-60 comparable with power frequency Testing capacity- 4.4 µF @0.1 Hz (60kVRMS) for Cr and 4.6 µF (60 kVpeak) with DAC	Delivers pure sine wave AC voltage to test cable insulation without over-stressing it at very low frequency Tan Delta & Diagnostics: Offers optional internal tan delta diagnostics to measure insulation degradation and loss angles. Sheath Testing & Fault Pinpointing: Identifies outer jacket damage when paired with step voltage accessories.	1	22420000
6	Portable Relay kit	Realy test portable and easy carry for Local &remote P2P works for 6 circles.Also useful for Maintenance & Breakdown issues testing works.	6	416304
Total Cost in Rs.				**35065024**
Total Cost Rs in Cr.				**3.51**

Cost Estimate for Electrical Testing Equipment- DTR Workshop

SL NO	DESCRIPTION	Proposed Qty	Total Cost (Supply & Commissioning) in Rs.
1	Transformer Test Bench	1	5175480
2	D.G. EOT 2 Ton	1	1650000
3	Air Drying Oven 15KW	1	3200000
4	Transformer Coil Winding Machine(LV)	1	611683.6
5	Transformer Coil Winding Machine(HV)	1	447680.2
6	LV Winding Paper Wrapping Machine	1	280757.4
7	HV Winding Paper Wrapping Machine	1	165000
8	Shearing Machine 52" Hand Operated	1	88000
9	Oil Filtration Machine 1600LPH	1	1100000
10	2KL STORAGE TANK	1	330000
11	Air Compressor 3 HP	1	275000
12	Welding Machine 3 ph, Welding Room Size	1	126461.5
13	Hand Pallet Truck 2 Ton (Height 3") - 2 NOS	2	44000
14	MEGGER	1	165000
15	DC RESISTANCE METER	1	11000
16	Electrification of the TRW, along with	1	1800000
17	*Various type of Tools & Tackles (A)*		384083.65
Total Cost in Rs.			**15854146.35**
Total Cost Rs in Cr.			**1.59**

Various type of Tools & Tackles

SR NO.	TOOLS & TACKLES	UOM	EA	QTY	TOTAL	TOTAL AMOUNT INCLUSING GST
1	SPANNER RING SET (6 - 46) no	SET	1742.79	3	5228.37	6169.4766
2	Insulated Nose Plier	EA	205.93	10	2059.3	2429.974
3	Monkey Plier (300mm)	EA	347.03	5	1735.15	2047.477
4	TOOLS BOX	EA	2770	2	5540	6537.2
5	BOX SPANNER SET (6MM - 32MM)	SET	5000	3	15000	17700
6	ADJUSTABLE SPANNER 6", 15",24"	EA	800	6	4800	5664
7	PIPE WRENCH 10", 18", 24"	EA	600	3	1800	2124
8	HAMMER 250g, 500g, 1kg, 5kg, 10kg	EA	800	5	4000	4720
9	wooden hammer	EA	600	20	12000	14160
10	CHISEL 9mm, 16mm, 22mm, 25mm	EA	500	8	4000	4720
11	SCREW DRIVER 5mm, 7mm, 9mm, 12mm	EA	300	16	4800	5664
12	BATTERY OPERATED CORDLESS IMPACT WRENCH	EA	9000	4	36000	42480
13	SCISSOR 12"	EA	1500	6	9000	10620
14	BENCH VICE	EA	4000	2	8000	9440
15	BOLT CUTTER	EA	1000	1	1000	1180
16	AIR BLOWER	EA	2000	1	2000	2360
17	GRINDER CUTTER	EA	2000	1	2000	2360
18	STAND DRILL MACHINE	EA	35000	1	35000	41300
19	HAND DRILL MACHINE	EA	10370	1	10370	12236.6
20	DRILL BIT SET (C.S) 4-25 mm	SET	2000	1	2000	2360
21	INSIDE CALIPER 1', 2'	EA	200	2	400	472
22	OUTSIDE CALIPER 1', 2'	EA	200	2	400	472
23	STEEL SCALE 1', 2', 3'	EA	500	6	3000	3540
24	OIL TRAY (L= 750MM, W= 380MM, H= 70MM)	EA	2700	1	2700	3186

SR NO.	TOOLS & TACKLES	UOM	EA	QTY	TOTAL	TOTAL AMOUNT INCLUSING GST
25	OIL TRAY (L= 950MM, W= 450MM, H= 70MM)	EA	3100	1	3100	3658
26	OIL TRAY (L= 600MM, W= 380MM, H= 70MM)	EA	2470	1	2470	2914.6
27	WEIGHING MACHINE 2TON	EA	20000	1	20000	23600
28	SCREW GAUGE DIGITAL	EA	6770	1	6770	7988.6
29	HACKSAW FRAME 12"	EA	320	2	640	755.2
30	CLAMP ON METER DIGITAL	EA	12000	2	24000	28320
31	PLIER INSULATED 8"	EA	266.1	8	2128.8	2511.984
32	FILE FLAT TYPE 12" WITH HANDLE	EA	370	2	740	873.2
33	FILE ROUND 12" WITH HANDLE	EA	550	2	1100	1298
34	HACKSAW BLADE SIZE 12 INCH	EA	11	25	275	324.5
35	VERNIER CALLIPER DIGITAL	EA	3208	1	3208	3785.44
36	OIL PUMP MOTORIZED WITH PIPE 1HP	EA	6230	1	6230	7351.4
37	ROTARY BARREL PUMP	EA	2000	2	4000	4720
38	CHOPPER MACHINE	EA	15000	1	15000	17700
39	ANGLE GRINDER	EA	3500	1	3500	4130
40	CRIMPING TOOLS (10-400) sq mm	EA	8000	1	8000	9440
41	BENCH GRINDING	EA	11000	1	11000	12980
42	D SPANNER SET (6 - 46) no	SET	2000	3	6000	7080
43	TORQUE WRENCH KM NGM 100 & 200	SET	25000	1	25000	29500
44	C CLAMP 1', 2', 3'	EA	2500	3	7500	8850
45	TIN CUTTER 350MM	EA	1000	1	1000	1180
46	TAPARIA SCREW DRIVER	EA	1000	1	1000	1180
Total Cost in Rs. (A)						**384083.65**

ANNEXURE-5

(Bill of Quantities)

Cost Estimate for Jeypore Transformer Repair Workshop			
Sl no	**DESCRIPTION**	**Quantity**	**Amount(In Rs.)**
1	Transformer Test Bench	1	51,75,480.00
2	D.G. EOT 2 Ton	1	16,50,000.00
3	Air Drying Oven 15KW	1	32,00,000.00
4	Transformer Coil Winding Machine(LV)	1	6,11,683.60
5	Transformer Coil Winding Machine(HV)	1	4,47,680.20
6	LV Winding Paper Wrapping Machine	1	2,80,757.40
7	HV Winding Paper Wrapping Machine	1	1,65,000.00
8	Shearing Machine 52" Hand Operated	1	88,000.00
9	Oil Filtration Machine 1600LPH	1	11,00,000.00
10	2KL STORAGE TANK	1	3,30,000.00
11	Air Compressor 3 HP	1	2,75,000.00
12	Welding Machine 3 ph, Welding Room Size	1	1,26,461.50
13	Hand Pallet Truck 2 Ton (Height 3") - 2 NOS	2	44,000.00
14	MEGGER	1	1,65,000.00
15	DC RESISTANCE METER	1	11,000.00
16	SPANNER RING SET (6 - 46) no	3	6,169.48
17	Insulated Nose Plier	10	2,429.97
18	Monkey Plier (300mm)	5	2,047.48
19	TOOLS BOX	2	6,537.20
20	BOX SPANNER SET (6MM - 32MM)	3	17,700.00
21	ADJUSTABLE SPANNER 6", 15",24"	6	5,664.00
22	PIPE WRENCH 10", 18", 24"	3	2,124.00
23	HAMMER 250g, 500g, 1kg, 5kg, 10kg	5	4,720.00
24	Wooden hammer	20	14,160.00
25	CHISEL 9mm, 16mm, 22mm, 25mm	8	4,720.00
26	SCREW DRIVER 5mm, 7mm, 9mm, 12mm	16	5,664.00
27	BATTERY OPERATED CORDLESS IMPACT WRENCH	4	42,480.00
28	SCISSOR 12"	6	10,620.00
29	BENCH VICE	2	9,440.00
30	BOLT CUTTER	1	1,180.00
31	AIR BLOWER	1	2,360.00
32	GRINDER CUTTER	1	2,360.00
33	STAND DRILL MACHINE	1	41,300.00
34	HAND DRILL MACHINE	1	12,236.60
35	DRILL BIT SET (C.S) 4-25 mm	1	2,360.00
36	INSIDE CALIPER 1', 2'	2	472.00
37	OUTSIDE CALIPER 1', 2'	2	472.00
38	STEEL SCALE 1', 2', 3'	6	3,540.00
39	OIL TRAY (L= 750MM, W= 380MM, H= 70MM)	1	3,186.00
40	OIL TRAY (L= 950MM, W= 450MM, H= 70MM)	1	3,658.00
41	OIL TRAY (L= 600MM, W= 380MM, H= 70MM)	1	2,914.60
42	WEIGHING MACHINE 2TON	1	23,600.00
43	SCREW GAUGE DIGITAL	1	7,988.60
44	HACKSAW FRAME 12"	2	755.20
45	CLAMP ON METER DIGITAL	2	28,320.00
46	PLIER INSULATED 8"	8	2,511.98
47	FILE FLAT TYPE 12" WITH HANDLE	2	873.20
48	FILE ROUND 12" WITH HANDLE	2	1,298.00
49	HACKSAW BLADE SIZE 12 INCH	25	324.50
50	VERNIER CALLIPER DIGITAL	1	3,785.44
51	OIL PUMP MOTORIZED WITH PIPE 1HP	1	7,351.40
52	ROTARY BARREL PUMP	2	4,720.00
53	CHOPPER MACHINE	1	17,700.00
54	ANGLE GRINDER	1	4,130.00
55	CRIMPING TOOLS (10-400) sq mm	1	9,440.00
56	BENCH GRINDING	1	12,980.00
57	D SPANNER SET (6 - 46) no	3	7,080.00
58	TORQUE WRENCH KM NGM 100 & 200	1	29,500.00
59	C CLAMP 1', 2', 3'	3	8,850.00
60	TIN CUTTER 350MM	1	1,180.00
61	TAPARIA SCREW DRIVER	1	1,180.00
62	Electrification of the TRW, along with 3 PH & 1 PH WIRING WITH PDB INSTALLATION	1	18,00,000.00
TOTAL AMOUNT			**1,58,54,146.35**

Cost Estimate for Construction of Boundary Wall

Sr. No.	Item Description	Unit	Quantity	Rate	Amount(In Rs.)
1	Excavation	M3	13	237.86	3,092.18
2	Cartage	M3	4.05	298.81	1,210.18
3	PCC M15	M3	1.07	6,075.90	6,501.21
4	Rebar	MT	0.07	99,604.99	6,972.35
5	Brickwork	M3	11.82	5,980.00	70,683.60
6	Plaster 18mm thk	M2	81.37	428.30	34,850.77
7	External quality Paint	M2	80.14	268.93	21,552.05
8	Structural Steel	MT	0.06	1,09,017.66	6,541.06
9	P/F GI Barbed wire 10 gua	M	30	30.00	900.00
10	concertina coil	M	10	448.22	4,482.20
				Total	1,56,785.60
				GST @ 18%	28,221.41
				Grand total	**1,85,007.01**

Cost Estimate for Switchyard Development of Umerkote,Balimaela,Kantamal

Sr. No.	Item Description	Unit	Quantity	Rate	Amount(In Rs.)
1	Jungle Cleaning	M2	210	18.00	3,780.00
2	Excavation 0 to 1.5 mt	M3	664.91	237.86	1,58,155.49
3	Hiring Excavator (JCB or Equivalent)	D	3	10,458.52	31,375.56
4	Providing cartage service & transporting	M3	61.436	298.81	18,357.69
5	P & L 225 or 300 mmthk dry rubble soling	M3	20.7	1,494.07	30,927.25
6	P & L 20mm to 40mm metal	M3	89.27625	1,792.89	1,60,062.50
7	PCC M10	M3	74.60975	5,777.09	4,31,027.24
8	PCC M15	M3	45.038	6,075.90	2,73,646.38
9	RCC M20	M3	59.423	7,185.25	4,26,969.11
10	RCC M25	M3	190.076	7,710.52	14,65,584.80
11	RCC M25 precast slab	M3	15.0835	7,968.40	1,20,191.36
12	REINFORCEMENT	MT	20	99,604.99	19,92,099.80
13	Brick Work	M3	58.671	6,200.00	3,63,760.20
14	18MM plaster	M2	614.28	428.30	2,63,096.12
15	External paint	M2	618.65	268.93	1,66,373.54
16	Synthetic enamel paint	M2	60.292	249.00	15,012.71
17	P/F/E STR STEEL (ROLLED/PLATE SEC)	MT	1.269408	1,09,017.66	1,38,387.89
18	P/F/E MS gate	MT	0.7471196	1,09,017.66	81,449.23
19	P&F PVC 75MM DIA PIPE	M	23	448.22	10,309.06
20	Shuttering upto GF	M2	544.2	249.01	1,35,511.24
21	Shittering of column	M2	354.895	298.81	1,06,046.17
22	P&F in position Concertina Coil	M	140	448.22	62,750.80
23	Providing and fixing G I barbed wire	M	420	30.00	12,600.00
24	P/L NP3 class RCC pipe 600mm dia	M2	25	2,440.32	61,008.00
25	P&F heavy duty CPVC Ball valve 32mm dia	EA	4	547.83	2,191.32
26	P&F CPVC pipe for 15 mm Dia to Chamber	M	100	239.05	23,905.00
27	P&F CPVC pipe for 25 mm Dia to Chamber	M	50	298.81	14,940.50
28	P & L Granular Sub Base	M3	9	1,962.00	17,658.00
29	P/L Ground level chamfer edge kerb stone	M	31	747.04	23,158.24
				Total	66,10,335.22
				GST @ 18%	**11,89,860.34**
				Grand total	**78,00,195.56**

Cost Estimate of Switchyard Development for 16 No's Location

Sr. No.	Item Description	Unit	Quantity	Unit Rate	Amount(In Rs.)
1	Excavation	M3	67.1625	237.86	15,975.27
2	P & L of 40mm to 65 mm metal	M3	200	1,792.89	3,58,578.00
3	P & L 225 or 300 mmthk	M3	12.825	1,494.07	19,161.45
4	PCC M10	M3	129.06345	5,777.09	7,45,611.17
5	PCC M15	M3	8.475	6,075.90	51,493.25
6	P & L precast RCC of M25 grade	M3	1.8375	7,968.40	14,641.94
7	Brick Work	M3	45.7	5,980.00	2,73,286.00
8	18 MM PLASTER	M2	232.8	428.30	99,708.24
9	P & L Exterior quality paint	M2	249.4	268.93	67,071.14
10	P & L Synthetic enamel paint	M2	78	249.00	19,422.00
11	P/F/E Str steel	Ton	2.5889	1,09,017.66	2,82,235.82
12	P,S&F chain link fencing	M2	198	382.65	75,764.70
13	P & F G I barbed wire	M	330	30.00	9,900.00
14	HYSD Bars	Ton	0.49443	99,604.99	49,247.70
15	P&F heavy duty CPVC Ball valve 32mm dia	EA	10	547.83	5,478.30
16	P&F CPVC pipe for 15 mm Dia to Chamber	M	80	239.05	19,124.00
17	P&F CPVC pipe for 25 mm Dia to Chamber	M	40	298.81	11,952.40
				Total	21,18,651.37
				GST @ 18%	**3,81,357.25**
				Grand total	**25,00,008.62**

Cost Estimate for DTR Fencing

Sl No	Item Description	Unit	Quantity	Unit Rate	Amount(In Rs.)
1	Clearing Vegitation	Sqm	25	18.00	450.00
2	Excavation	Cum	13.3	237.86	3,163.54
3	Rubbel Soling	Cum	3.28	1,494.07	4,900.55
4	PCC M10 Below foundation	Cum	1.14	5,777.09	6,585.88
5	brickwork	Cum	11.42	5,980.00	68,291.60
6	Coping	Cum	0.21	6,075.90	1,275.94
7	Internal Plaster	Sqm	77.04	358.58	27,625.00
8	Structural Steel for Gate	MT	0.07	1,09,017.66	7,631.24
9	Painting of Wall	Sqm	77.04	268.93	20,718.37
10	PCC inside (M 7.5)	Cum	1.6	5,478.27	8,765.23
11	Gravel filling inside 40 to 65 mm	Cum	1.6	1,494.07	2,390.51
				Total	1,51,797.86
				GST @ 18%	**27,323.61**
				Grand total	**1,79,121.47**
				Per RM	**7,164.86**

Cost Estimate for Roof Top Solar

Sl No	Item Description	Unit	Quantity	Unit Rate	Amount(In Rs.)
1	Design, Engineering and Supply of RSPS	KW	429.15	31,500.00	1,35,18,225.00
	Design, Engineering and Supply of all required materials for On - Grid Roof top Solar Power System (RSPS) at TPSODL offices as per technical specification.				
2	ITC & Comprehensive Maintenance of RSPS	KW	429.15	15,104.00	64,81,881.60
	Installation, Testing and Commissioning of On-Grid Roof top Solar Power System (RSPS) at TPSODL offices along with Comprehensive Maintenance for Five (5) years				
				Grand total	**2,00,00,106.60**

Cost Estimate for Borewell

Sr. No.	Item Description	Unit	Quantity	Unit Rate	Amount(In Rs.)
1	Drilling of 150 mm dia bore	M	100	2,690.00	2,69,000.00
2	P/F heavy duty GM gate valve 25mm	EA	4	796.84	3,187.36
3	P/F 25mm CPVC	M	80	298.81	23,904.80
4	S/F modular switch/ socket 15/16amp	EA	2	119.53	239.06
5	S/F modular switch/ socket 5pin 15/16amp	EA	2	199.21	398.42
6	S/F 3 plug pin for AC 16/25A	EA	2	199.21	398.42
7	P/F PVC casing capping 20mm to 25mm	M	80	79.68	6,374.40
8	3R X2.5sqm copper flexible wire	M	80	199.21	15,936.80
9	3R X 4sqm copper flexible wire	M	80	254.11	20,328.80
				Total	3,39,768.06
				GST @ 18%	**61,158.25**
				Grand total	**4,00,926.31**

Cost Estimate for Washroom Toilet

Sr. No.	Item Description	Unit	Quantity	Unit Rate	Amount(In Rs.)
1	Jungle Cleaning	M2	392.00	18	7,056.00
2	Hiring Excavator (JCB or Equivalent)	H	4.00	1294.86	5,179.44
3	P & L PCC M10 (1:3:6) grade	M3	2.27	5777.09	13,087.06
4	P & L PCC M15 (1:2:4) grade	M3	3.13	6075.9	19,005.42
5	P & L 12 mm thk internal plaster	M2	42.11	358.58	15,098.01
6	P & L 18 mm thk external plaster	M2	63.87	428.3	27,354.24
7	P & L Exterior quality paint	M2	38.25	268.93	10,285.77
8	P & L Inerior quality paint	M2	46.83	218	10,208.94
9	P & F anti- skid ceramic tiles 600x600mm	M2	10.08	1095.65	11,044.15
10	P & F ceramic Wall tiles	M2	59.75	1195.26	71,410.81
11	P & F Aluminium louvered window	M2	0.27	4853.75	1,310.51
12	P/F white vitreous china european WC	EA	2.00	11952.6	23,905.20
13	Prov urinal parryware magnum	EA	2.00	5179.46	10,358.92
14	P/F wall mounted ceramic urinal separati	EA	1.00	3390	3,390.00
15	P/F white glazed wash basin flatback	EA	2.00	6076	12,152.00
16	P/F 100X80mm PVC deep seal nahani trap	EA	3.00	590	1,770.00
17	P/F PVC soap dispenser	EA	2.00	470	940.00
18	P/F 600X450mm bevelled edge mirror	EA	2.00	1295	2,590.00
19	P/F CP jali for nahni trap	EA	3.00	129.49	388.47
20	P/F 31mm heavy duty CP bottle trap	EA	2.00	1095.65	2,191.30
21	P/F heavy duty CP pillar cock pressmatic	EA	2.00	986.09	1,972.18
22	P/F CP concealed one way bib cock 12mm	EA	2.00	1195.26	2,390.52
23	P/F CP concealed two way bib cock 12mm	EA	2.00	1494.07	2,988.14
24	P/F CP concealed angle cock 12mm	EA	4.00	1095.65	4,382.60
25	P/F PVC pipe SCH-80 - 110mm	M	12.00	547.83	6,573.96
26	P/F 20mm CPVC	M	12.00	268.93	3,227.16
27	P/F 25mm CPVC	M	18.00	298.81	5,378.58
28	P/F PVC pipe class-A down take 75mm dia	M	19.00	448.22	8,516.18
29	P/P polyethylebe water storage tank	L	2,000.00	11.77	23,540.00
30	Prov, binding and placing HYSD Bars	TON	0.22	99604.99	22,232.78
31	Shutt. of slab and beam upto grnd. flr s	M2	30.17	488.06	14,726.19
32	S/F of linear Led tubelight 20W	EA	8.00	796.84	6,374.72
33	S/F medium class LMS PVC conduit 20mm	M	24.00	99.6	2,390.40
34	3R X1.5sqm copper flexible wire light pt	M	22.00	137.37	3,022.14
35	3R X2.5sqm copper flexible wire power pt	M	16.00	199.21	3,187.36
36	SITC water pump 1.5HP	EA	1.00	14697.76	14,697.76

37	S/I 2way MCB box with 32amp 2pole MCB	EA	1.00	1294.86	1,294.86
38	Foundation and Plinth Brickworks	M3	24.42	5980	1,46,027.89
39	P&L RCC M25 in foundation and plinth	M3	8.95	7710.52	69,009.15
40	P & F WPC door Shutter	M2	5.04	3047.91	15,361.47
41	P & F WPC door frames	M	18.40	1294.86	23,825.42
42	P & F hydraulic Door closer (upto 35kg)	EA	2.00	1494.07	2,988.14
43	P&F stainless steel tower bolt(150mm)	EA	2.00	129.49	258.98
44	P/F stainless steel door stopper exist	EA	3.00	149.41	448.23
45	P/F stainless steel D-type door handle	EA	6.00	134.47	806.82
46	P/F health faucet incl PVC connector	EA	2.00	996.05	1,992.10
47	P/F heavy duty GM gate valve 25mm	EA	1.00	796.84	796.84
48	S/F 250mm exhaust fan with 900 rpm	EA	2.00	1792.89	3,585.78
49	P/F 06 to 08 modular switch boards	EA	1.00	1195.26	1,195.26
50	S/F flood light philips outdoor 100watt	EA	2.00	3187.36	6,374.72
51	Soak pit-2500mm diaX3000mm deep 2400mm h	EA	1.00	29881.5	29,881.50
				Total	6,78,174.06
				GST @ 18%	**1,22,071.33**
				Grand total	**8,00,245.39**

Cost Estimate of Division Office (22.5 x 14.5) mt					
Sr. No.	**Item Description**	**Unit**	**Quantity**	**Unit Rate**	**Amount(In Rs.)**
1	Excavation (0 to 1.5 mt)	M3	235.25	237.86	55,957.64
2	Excavation (1.51 to 3 mt)	M3	45.43	297.32	13,506.97
3	Hiring excavator	D	10	10,458.52	1,04,585.20
4	Providing cartage service	M3	224.40	298.81	67,052.72
5	Rubble soling	M3	108.49	1,494.07	1,62,086.44
6	P & F concrete paver blocks 80mm	M2	236.935	896.44	2,12,398.01
7	PCC M10	M3	5.966	5,777.09	34,465.75
8	PCC M15	M3	43.184	6,075.90	2,62,384.41
9	RCC M25	M3	180	7,710.52	13,87,893.60
10	Prov, binding and placing HYSD Bars	TON	16	99,604.99	15,93,679.84
11	P & L 12 mm thk internal plaster	M2	358.11	358.58	1,28,410.85
12	P & L 18 mm thk external plaster	M2	414.90	428.30	1,77,701.35
13	P & F chicken mesh of 1.5 mm dia	M2	183.114	130.00	23,804.82
14	P & L Exterior quality paint	M2	386.22	268.93	1,03,866.79
15	P & L Inerior quality paint	M2	350.14	218.00	76,329.56
16	P & L Synthetic enamel paint	M2	49.94	249.00	12,435.06
17	P & F ceramic Wall tiles	M2	55.474	1,195.26	66,305.38
18	P & F vitrified tiles 600x600mm	M2	298.50	1,195.26	3,56,789.16
19	P & F Aluminium doors partly panelled	M2	23.31	4,412.50	1,02,855.38
20	P & F Aluminium louvered window	M2	2.88	4,853.75	13,978.80
21	P & F hydraulic Door closer (upto 80kg)	EA	10	1,494.07	14,940.70
22	P & F SS Twin rubber Door stopper	EA	11	149.41	1,643.51
23	P & F stainless steel door handle	EA	22	189.25	4,163.50
24	P/F brass 100mm mortise latch lock 6leve	EA	10	1,394.47	13,944.70
25	P/F/E Str steel (rolled / plate sec)	M2	0.68	1,09,017.66	74,070.78
26	P & F in position impregnated fibre boa	M2	150	478.00	71,700.00
27	P/F white vitreous china european WC	EA	5	11,952.60	59,763.00
28	P/F white glazed wash basin flatback	EA	5	6,076.00	30,380.00
29	P/F 100X80mm PVC deep seal nahani trap	EA	6	590.00	3,540.00
30	P/F PVC soap dispenser	EA	5	470.00	2,350.00
31	P/F 600X450mm bevelled edge mirror	EA	5	1,295.00	6,475.00
32	P/F CP jali for nahni trap	EA	6	129.49	776.94
33	P/F health faucet incl PVC connector	EA	5	996.05	4,980.25
34	P/F CP concealed one way bib cock 12mm	EA	4	1,195.26	4,781.04
35	P/F CP concealed two way bib cock 12mm	M2	5	1,494.07	7,470.35
36	P/F CP concealed angle cock 12mm	EA	14	1,095.65	15,339.10
37	S/F/F Towel rail	EA	5	1,394.47	6,972.35
38	P/F 20mm CPVC	M	50	268.93	13,446.50
39	P/F 25mm CPVC	M	100	298.81	29,881.00
40	P/F PVC pipe class-A down take 75mm dia	M	50	448.22	22,411.00
41	P/F unplastic Rigid PVC rain water 110mm	M	72	547.83	39,443.76
42	P/P polyethylebe water storage tank	L	2000	11.77	23,540.00
43	Soak pit-2500mm diaX3000mm deep 2400mm h	EA	1	29,881.50	29,881.50
44	S/P/L cement concrete screed (25-125mm t	M3	12.342	7,770.00	95,895.59
45	Prov serv for tree cutting	EA	8	2,988.15	23,905.20
46	S/F TP&N MCB distribution board 240V	EA	3	7,669.58	23,008.74
47	S/F TP sheet steel encl. 16/25/32amps 41	EA	24	1,294.86	31,076.64
48	S&I bulk head light fixture with cfl	EA	7	647.43	4,532.01
49	SITC earthing GI earth pipe 3m long 400m	EA	3	4,681.43	14,044.29
50	S/F 250mm exhaust fan with 900 rpm	EA	6	1,792.89	10,757.34
51	S/I wiring for light pt/fan pt/ exh. fan	EA	150	468.14	70,221.00

52	S/I wiring for power pt/AC pt/TV 6/16Amp	EA	20	557.79	11,155.80
53	S&I medium class PVC conduit 25mm LMS	M2	250	119.53	29,882.50
54	3R X1.5sqm copper flexible wire light pt	M	450	137.37	61,816.50
55	3R X2.5sqm copper flexible wire power pt	M	400	199.21	79,684.00
56	3R X 4sqm copper flexible wire for AC	M	300	254.11	76,233.00
57	3R X 6sqm copper flexible wire for AC 2T	M	20	302.20	6,044.00
58	SITC water pump 1HP	EA	1	11,970.14	11,970.14
59	Shuttering in foundation	M2	221.68	249.01	55,199.74
60	Shuttering of Column, Pillars, post, struts	M2	201.02	298.81	60,066.79
61	Shutt. of slab and beam upto grnd. flr s	M2	563.40	448.22	2,52,525.25
62	B/w	M3	70	5,980.00	4,18,600.00
63	P & F anti- skid ceramic tiles 600x600mm	M2	15.276	1,095.65	16,737.41
64	Demolish brickwork	M3	28.152	710.18	19,992.99
65	Dismant.& stack. frames of Door /W/Vent.	M2	40.585	200.00	8,117.00
66	Providing and filling sand under slab	M3	49.52	1,095.65	54,254.58
67	RCC M25 precast slab	M3	0.137	7,968.40	1,091.67
68	DPC	M3	0.30	6,075.90	1,803.67
69	Cement Punning	M2	24.338	99.60	2,424.06
70	P&F 18MM THK MIRROR POLISHED GRANITE	M2	9.038	2,689.33	24,306.16
71	WPC Doors	M2	9.45	3,047.91	28,802.75
72	P & F glazed AL sliding window (3 Track)	M2	25.2	4,788.01	1,20,657.85
73	ALUMINIUM PARTITION	M2	65.744	4,450.00	2,92,560.80
74	GRID FALSE CEILING	M2	250	1,800.00	4,50,000.00
75	MS Gate	TON	1.381	1,09,017.66	1,50,572.24
76	P&F pre-coated RMP Corrugated sheets	M2	9.4	760.00	7,144.00
77	Prov urinal parryware magnum	EA	3	5,179.46	15,538.38
78	S/P/F glz vitreous china squatting urina	EA	2	5,976.00	11,952.00
79	P/F wall mounted ceramic urinal separati	EA	3	3,390.00	10,170.00
80	Supply stainless steel kitchen sink	EA	1	8,626.00	8,626.00
81	bottle trap	EA	5	1,095.65	5,478.25
82	Cleaning Septic tank	EA	1	2,788.94	2,788.94
83	S&I of 2'x2' led luminair 36x1wclass led	EA	55	3,187.36	1,75,304.80
84	WALL MOUNTED FAN	EA	15	2,788.94	41,834.10
85	S/F flood light philips outdoor 120watt	EA	5	3,187.36	15,936.80
86	S/I main LT panel with 200A I/C MCCB 200	EA	1	1,91,816.57	1,91,816.57
87	WPC PARTITION 12 MM THICK	M2	9.81	4,980.25	48,856.25
				Total	84,81,768.49
				GST @ 18%	**15,26,718.33**
				Grand total	**1,00,08,486.82**

Cost Estimate for Office Extension					
Sr. No.	**Item Description**	**Unit**	**Quantity**	**Unit Rate**	**Amount(In Rs.)**
1	Jungle Cleaning	M3	500.00	18.00	9,000.00
2	EXCAVATION UP TO 1.5M	M3	45.07	237.86	10,719.16
3	EXCAVATION UP TO 1.5M - 3M	M3	26.90	297.32	7,997.91
4	Rubble soling	M3	39.39	1,494.07	58,856.27
5	Paver Block 80mm	M2	600.00	896.44	5,37,864.00
6	PCC M10	M3	73.22	5,777.09	4,22,976.87
7	PCC M15	M3	4.02	6,075.90	24,441.52
8	RCC M25	M3	66.41	7,710.52	5,12,065.46
9	HYSD BAR	MT	7.60	99,604.99	7,56,997.92
10	Shuttering of Foundation and plinth	M2	88.76	249.01	22,102.13
11	Shutt. of vertical member upto grnd flr	M2	71.78	298.81	21,448.58
12	Shutt. of slab and beam upto grnd floor	M2	199.39	448.22	89,371.03
13	P/F/E Str steel (rolled / plate sec)	Ton	0.23	1,09,017.66	24,795.79
14	Brick Work	M3	56.98	5,980.00	3,40,740.40
15	12 MM PLASTER	M2	173.73	358.58	62,295.74
16	P & L 18 mm thk external plaster	M2	202.32	428.30	86,653.66
17	Chiken Mesh	M2	93.49	130.00	12,153.14
18	EXTERNAL PAINT	M2	202.32	268.93	54,409.92
19	INTERNAL PAINT	M2	290.39	218.00	63,305.89
20	SYNTHETIC ENAMEL PAINT	M2	19.44	249.00	4,840.56
21	P & F anti- skid ceramic tiles 600x600mm	M2	9.50	1,095.65	10,408.68
22	P & F ceramic Wall tiles	M2	24.80	1,195.26	29,636.47
23	Vitrified Tiles	M2	110.74	1,195.26	1,32,363.09
24	P& F 18 mm thk mirror polished granite	M2	3.96	2,689.33	10,649.75
25	P &F Alumin. doors partly panelled		4.62	4,412.50	20,385.75
26	P&F 25 mm thk PVC flush door with frame	M2	3.15	2,689.33	8,471.39
27	P & F Aluminium louvered window	M2	0.54	4,853.75	2,621.03
28	P & F glazed AL sliding window (3 Track)	M2	7.20	4,788.01	34,473.67
29	P & F hydraulic Door closer (upto 80kg)	EA	2.00	1,494.07	2,988.14
30	Stainless steel door stopper	EA	2.00	149.41	298.82
31	Stainless steel door handle	EA	4.00	134.47	537.88
32	Bright finished brass mortice latch	EA	2.00	1,394.47	2,788.94
33	P&L Screed concrtete of grade M20	M3	5.05	7,770.00	39,269.58
34	P&F European WC Floor mounted	EA	2.00	11,952.60	23,905.20
35	Prov urinal parryware magnum type	EA	2.00	5,179.46	10,358.92
36	P/F wall mounted ceramic urinal separation	EA	2.00	3,390.00	6,780.00
37	P&F flat back wash basin with Stand	EA	2.00	6,076.00	12,152.00
38	P&F Nahani Trap 100x80mm	EA	4.00	590.00	2,360.00
39	P&F heavy duty PVC soap dispenser	EA	2.00	470.00	940.00
40	P&F bevelled edge Mirror	EA	2.00	1,295.00	2,590.00
41	P&F heavy duty CP Jali for nahni trap	EA	4.00	129.49	517.96
42	P/F 31mm heavy duty CP bottle trap	EA	4.00	1,095.65	4,382.60
43	Heavy Duty Helath Faucet	EA	2.00	996.05	1,992.10
44	P/F CP concealed one way bib cock 12mm	EA	4.00	1,195.26	4,781.04
45	P&F CP bib cock 2 way size 12mm dia	EA	2.00	1,494.07	2,988.14
46	P&F cp concealed angle cock size 12mm	No	5.00	1,095.65	5,478.25
47	Towel Rod	EA	2.00	1,394.47	2,788.94
48	P&F CPVC pipe for 20 mm Dia	M	40.00	268.93	10,757.20

49	P&F CPVC pipe for 25 mm Dia	M	50.00	298.81	14,940.50
50	P&F PVC 75mm dia pipe	M	30.00	448.22	13,446.60
51	P&F PVC 110mm dia pipe	M	70.00	547.83	38,348.10
52	Providing & Placing PVC Water tank	L	500.00	11.77	5,885.00
53	Bus Bar	EA	1.00	4,482.22	4,482.22
54	S/F prewired SP&N MCB distribution 24way	EA	1.00	7,669.58	7,669.58
55	S&I 415 volts MCB/RCCB(3 Ph) 100Amps	EA	1.00	7,569.98	7,569.98
56	S&I 25 amps to 63 amps CB	EA	8.00	199.21	1,593.68
57	S&I 16/25/32 amps 415volts DP MCB	EA	4.00	1,294.86	5,179.44
58	S and I of linear Led tubelight (20 w)	EA	14.00	796.84	11,155.76
59	S/F led down lighter ceiling mounted 18W	EA	12.00	1,495.00	17,940.00
60	Supplying and Fixing of Flood light100 W	EA	5.00	3,187.36	15,936.80
61	SITC earthing GI earth pipe 3m long 400m	SET	1.00	4,681.43	4,681.43
62	S&I Ceiling fan 1200mm 240v	EA	5.00	1,892.49	9,462.45
63	S&I of 250 mm dia exhaust fan	EA	2.00	1,792.89	3,585.78
64	S/I wiring for light pt/fan pt/ exh. Fan	EA	30.00	468.14	14,044.20
65	S/I wiring for power pt/AC pt/TV 6/16Amp	EA	4.00	557.79	2,231.16
66	S/F medium class LMS PVC conduit 20mm	M	75.00	99.60	7,470.00
67	3R X 1.5 Sqm copper flexible wire	M	150.00	137.37	20,605.50
68	3R X 2.5 Sqm copper flexible wire	RM	200.00	199.21	39,842.00
69	3R X 4 Sqm copper flexible wire	RM	80.00	254.11	20,328.80
70	3R X 10 Sqm copper flexible wire	M	10.00	467.04	4,670.40
71	S&I Water pump 1 HP	EA	1.00	11,970.14	11,970.14
				Total	37,93,741.02
				GST @ 18%	**6,82,873.38**
				Grand total	**44,76,614.40**

Cost Estimate for New Section /SDO (Office Area 784 sqft)					
Sr. No.	**Item Description**	**Unit**	**Quantity**	**Unit Rate**	**Amount(In Rs.)**
1	Clearing Vegetation	M2	120.00	18.00	2,160.00
2	Excavation (0-1.5m)	M3	136.41	237.86	32,446.48
3	Excavation (1.5-1.8m)	M3	27.28	297.32	8,111.48
4	Hiring Excavator (JCB or equivalent)	H	8.00	1,294.86	10,358.88
5	Providing and filling of murrum	M3	40.00	996.05	39,842.00
6	Pre Const ANTI- termite treatment	M2	80.00	129.49	10,359.20
7	Providing cartage service & transporting	M3	50.00	298.81	14,940.50
8	P & L 225 or 300 mmthk dry rubble soling	M3	25.15	1,494.07	37,573.17
9	P & L PCC M10(1:3:6) grade	M3	9.84	5,777.09	56,822.32
10	P & L PCC M15(1:2:4) grade	M3	4.30	6,075.90	26,126.37
11	P&L RCC M20	M3	13.73	7,611.41	1,04,466.60
12	P&L RCC M25	M3	42.45	7,710.52	3,27,287.75
13	Prov, binding and placing HYSD Bars	TON	5.50	99,604.99	5,47,827.45
14	P& L 1st class Brickwork(upto ground flo	M3	51.00	5,980.00	3,04,994.26
15	P & L 12 mm thk internal plaster	M2	220.40	358.58	79,030.31
16	P & L 18 mm thk external plaster	M2	319.41	428.30	1,36,803.30
17	P & L Exterior quality paint	M2	319.41	268.93	85,898.93
18	P & L Inerior quality paint	M2	220.40	218.00	48,046.76
19	P & L Synthetic enamel paint	M2	15.75	249.00	3,921.75
20	P & F anti- skid ceramic tiles 600x600mm	M2	6.07	1,095.65	6,652.79
21	P & F ceramic Wall tiles	M2	31.33	1,195.26	37,449.89
22	P & F vitrified tiles 600x600mm	M2	69.96	1,195.26	83,614.41
23	P &F Alumin. doors partly panelled	M2	6.72	4,412.50	29,652.00
24	P&F 25 mm thk PVC flush door with frame	M2	5.00	2,689.33	13,446.65
25	P & F Aluminium louvered window	M2	0.72	4,853.75	3,494.70
26	P & F glazed AL sliding window (2 Track)	M2	12.60	4,382.62	55,221.01
27	P & F hydraulic Door closer (upto 35kg)	EA	4.00	1,494.07	5,976.28
28	P/F/E Str steel (rolled / plate sec)	TON	0.33	1,09,017.66	35,975.83
29	Chicken mess	M2	60.00	130.00	7,800.00
30	Shuttering upto plinth level	M2	114.28	249.01	28,456.86
31	Shuttering for Column	M2	83.12	378.50	31,461.87
32	Shuttering for slab	M2	130.20	448.22	58,358.24
33	Provd. & Laying five layer 3mm thick APP	M2	84.00	628.00	52,752.00
34	S&I SP&N MCB distribution board 12 way	EA	1.00	5,677.48	5,677.48
35	S&I 415 volts MCB/RCCB(3 Ph) 63Amps	EA	1.00	4,482.22	4,482.22
36	S/F 6amps-16amps rating 240/415V single	EA	5.00	154.39	771.95
37	S/F 25amps-63amps rating 240/415V single	EA	5.00	199.21	996.05
38	S&I 16/25/32 amps 415volts DP MCB	EA	5.00	1,294.86	6,474.30
39	P&F 02 to 04 modular Switch boards	EA	15.00	836.68	12,550.20
40	P&F 06 to 08 modular Switch boards	EA	15.00	1,195.26	17,928.90
41	P&F 12 to 16 modular Switch boards	EA	4.00	1,394.47	5,577.88
42	S&I modular switch/socket 5/6 amps	EA	30.00	119.53	3,585.90
43	S&I modular switch/socket 15/16 amps	EA	10.00	119.53	1,195.30
44	S&I modular switch/socket 3pin 15/16amps	EA	30.00	169.33	5,079.90
45	S&I modular switch/socket 5pin 15/16amps	EA	10.00	199.21	1,992.10
46	S and I of linear Led tubelight (20 w)	EA	10.00	796.84	7,968.40
47	S&I of led down ceiling mounted (18W)	EA	22.00	1,495.00	32,890.00
48	S&I of Cu/GI wire clamped to walls	EA	2.00	179.29	358.58
49	SITC earthing GI earth pipe 3m long 40mm	EA	1.00	4,681.43	4,681.43

50	S&I Ceiling fan 1200mm 240v	EA	5.00	1,892.49	9,462.45
51	S&I of 250 mm dia exhaust fan	EA	2.00	1,792.89	3,585.78
52	S&I of Wiring for light point	EA	40.00	468.14	18,725.60
53	P&F PVC Casing Capping up to 20 to 25 mm	M	150.00	79.68	11,952.00
54	3R X 1.5 Sqm copper flexible wire	M	200.00	137.37	27,474.00
55	3R X 2.5 Sqm copper flexible wire	M	120.00	199.21	23,905.20
56	3R X 4 Sqm copper flexible wire	M	100.00	254.11	25,411.00
57	3C Flat Cable for Motor	M	20.00	195.00	3,900.00
58	6 Sqm x 1 core copper flexible	M	40.00	125.00	5,000.00
59	S&I Water pump 1 HP	EA	1.00	11,970.14	11,970.14
60	P&F European WC Floor mounted	EA	2.00	11,952.60	23,905.20
61	P. lip type urinal with accessories	EA	2.00	5,179.46	10,358.92
62	P&F flat back wash basin with Stand	EA	2.00	6,076.00	12,152.00
63	P&F Nahani Trap 100x80mm	EA	6.00	590.00	3,540.00
64	P&F stone ware gully traps	EA	4.00	470.00	1,880.00
65	P&F heavy duty PVC soap dispenser	EA	2.00	470.00	940.00
66	P&F bevelled edge Mirror	EA	2.00	1,295.00	2,590.00
67	P&I heavy duty Health Faucet	EA	2.00	996.05	1,992.10
68	P&F CP bib cock 1 way size 12mm dia	EA	4.00	1,195.26	4,781.04
69	P&F CP bib cock 2 way size 12mm dia	EA	2.00	1,494.07	2,988.14
70	P&F cp concealed angle cock size 12mm	EA	4.00	1,095.65	4,382.60
71	P&F cp concealed stop cock size 12mm dia	EA	2.00	1,095.65	2,191.30
72	P&F heavy duty GM gate valve 25mm dia	EA	2.00	547.83	1,095.66
73	P&F PVC pipe Class-B (6 kg/cm2) -75mm D	M	20.00	448.22	8,964.40
74	P&F PVC pipeClass-B (6 kg/cm2)-110 mm D	M	50.00	547.83	27,391.50
75	P&F CPVC pipe for 20 mm Dia	M	20.00	268.93	5,378.60
76	P&F CPVC pipe for 25 mm Dia	M	40.00	298.81	11,952.40
77	Providing & Placing PVC Water tank	L	1000.00	11.77	11,770.00
78	Serv. of Electrician/Carpenter/ plumber	D	2.00	896.44	1,792.88
79	Septik Tank Soak Pit Chamber cost	Nos	1.00	29,881.50	29,881.50
				Total	27,50,855.06
				GST @ 18%	**4,95,153.91**
				Grand total	**32,46,008.97**

Cost Estimate for EMR Building

Sr. No.	Item Description	Unit	Quantity	Unit Rate	Amount(In Rs.)
1	Demolish. RCC	M3	100.00	1,275.51	1,27,551.00
2	Demolish Tiles	M2	900.00	199.21	1,79,289.00
3	Demolish Brickwork	M3	522.00	710.18	3,70,713.96
4	Dismant. Aluminum partition	M2	60.00	498.02	29,881.20
5	Dismantling structural steel work	TON	2.50	10,956.00	27,390.00
6	Dismantling & stacking AC / CGI sheets	M2	215.65	142.27	30,680.53
7	Dismant.& stack. frames of Door /W/Vent.	M2	52.98	199.21	10,554.15
8	Excavation 0 to 1.50 mt	M3	490.00	237.86	1,16,551.40
9	Excavation from 1.51mt to 3.0mt	M3	154.34	297.32	45,889.41
10	Hiring Excavator (JCB or Equivalent)	D	10.00	10,458.52	1,04,585.20
11	P & L PCC M15	M3	70.00	6,075.90	4,25,313.00
12	225 mm rubble soling	M3	150.00	1,494.07	2,24,110.50
13	P&L RCC M25	M3	450.00	7,710.52	34,69,734.00
14	Prov, binding and placing HYSD Bars	TON	49.00	99,604.99	48,80,644.51
15	P & F concrete paver blocks 80mm	M2	750.00	896.44	6,72,330.00
16	P&F stainless steel Railings	M	30.00	5,500.00	1,65,000.00
17	Precast cover	M3	0.14	7,968.40	1,147.45
18	Shuttering in foundation & Plinth	M2	497.00	249.01	1,23,757.97
19	shutt. of vertical member upto grnd flr	M2	400.00	298.81	1,19,524.00
20	Shutt. of slab and beam upto grnd. flr s	M2	1250.00	448.22	5,60,275.00
21	Brick Work 230 mm	M3	320.00	5,980.00	19,13,600.00
22	P& L upto 115 thk Brickwork class 7.5	M2	375.92	670.00	2,51,866.40
23	P & F in position impregnated fibre board	M2	75.00	478.00	35,850.00
24	P & L 12 mm thk internal plaster	M2	1589.22	358.58	5,69,862.51
25	P & L 18 mm thk external plaster	M2	1020.00	428.30	4,36,866.00
26	P&F chicken mess of 1.5mm dia	M2	630.00	130.00	81,900.00
27	P & L Exterior quality paint	M2	1020.00	268.93	2,74,308.60
28	P & L Inerior quality paint	M2	1949.22	218.00	4,24,929.96
29	Synthetic enamel paint	M2	78.62	249.00	19,577.38
30	P & F anti- skid ceramic tiles 600x600mm	M2	65.00	1,095.65	71,217.25
31	P & F ceramic Wall tiles	M2	210.00	1,195.26	2,51,004.60
32	P & F vitrified tiles 600x600mm	M2	352.00	1,195.26	4,20,731.52
33	P& F 18 mm thk mirror polished granite	M2	27.90	2,689.33	75,032.31
34	P&F 18 mm thk granite for stair treads	M	83.40	1,195.26	99,684.68
35	P &F Alumin. doors partly panelled	M2	49.00	4,412.50	2,16,212.50
36	P&F 25 mm thk PVC flush door with frame	M2	19.12	2,689.33	51,419.99
37	P & F Aluminium louvered window	M2	10.00	4,853.75	48,537.50
38	P & F Aluminium fixed window	M2	6.60	4,686.41	30,930.31
39	P & F glazed AL sliding window (3 Track)	M2	80.49	4,788.01	3,85,386.92
40	& F hydraulic Door closer (upto 80kg)	EA	30.00	1,494.07	44,822.10
41	P&F stainless steel tower bolt(150mm)	EA	30.00	129.49	3,884.70
42	P/F stainless steel door stopper exist	EA	30.00	149.41	4,482.30
43	/F stainless steel D-type door handle	EA	50.00	134.47	6,723.50
44	P/F brass 100mm mortise latch lock 6leve	EA	17.00	1,394.47	23,705.99
45	S/P/L cement concrete screed (25-125mm t	M3	15.00	7,770.00	1,16,550.00
46	P/F mineral fibre tiles false ceiling	M2	420.00	1,800.00	7,56,000.00
47	P/F white viterous wall mount european W	EA	10.00	11,952.60	1,19,526.00
48	P/F white vitreous china lipped urinal	EA	10.00	5,179.46	51,794.60

49	P/F urinal partition of china/25mm thk m	EA	15.00	3,390.00	50,850.00
50	P/F white glazed wash basin flatback	EA	10.00	6,076.00	60,760.00
51	Supply stainless steel kitchen sink	EA	6.00	8,626.00	51,756.00
52	P/F 100X80mm PVC deep seal nahani trap	EA	12.00	590.00	7,080.00
53	P/F 100X100mm PVC deep seal nahani trap	EA	14.00	690.00	9,660.00
54	P/F PVC soap dispenser	EA	10.00	470.00	4,700.00
55	P/F 600X450mm bevelled edge mirror	EA	10.00	1,295.00	12,950.00
56	P/F CP jali for nahni trap	EA	20.00	129.49	2,589.80
57	P/F health faucet incl PVC connector	EA	10.00	996.05	9,960.50
58	P/F CP concealed one way bib cock 12mm	EA	10.00	1,195.26	11,952.60
59	P/F CP concealed two way bib cock 12mm	EA	10.00	1,494.07	14,940.70
60	P/F CP concealed angle cock 12mm	EA	12.00	1,095.65	13,147.80
61	S/F/F Towel rail	EA	10.00	1,394.47	13,944.70
62	P/F CPVC ball valve 25mm	EA	14.00	796.84	11,155.76
63	P/F PVC pipe class-B (6kg/cm2) 75mm	M	65.00	448.22	29,134.30
64	P/F PVC pipe SCH-80 - 110mm	M	65.00	547.83	35,608.95
65	P/F 20mm CPVC	M	65.00	268.93	17,480.45
66	P/F 25mm CPVC	M	65.00	298.81	19,422.65
67	P/F 40mm CPVC	M	55.00	348.62	19,174.10
68	P/F unplastic Rigid PVC rain water 110mm	M	57.00	547.83	31,226.31
69	P/P polyethylebe water storage tank	L	5000.00	11.77	58,850.00
70	Soak pit-2500mm diaX3000mm deep	EA	1.00	29,881.50	29,881.50
71	S/I main LT panel with 200A I/C MCCB 200	EA	3.00	1,91,816.57	5,75,449.71
72	S/F TP&N MCB distribution board 240V	EA	8.00	7,669.58	61,356.64
73	S/F four pole 3Ph & neutral 415V 100amp	EA	8.00	4,482.22	35,857.76
74	S/F 25amps-63amps rating 240/415V single	EA	16.00	199.21	3,187.36
75	S/F TP sheet steel encl. 16/25/32amps 41	EA	12.00	1,294.86	15,538.32
76	S/F led down lighter ceiling mounted 18W	EA	230.00	1,495.00	3,43,850.00
77	S/F flood light philips outdoor 100watt	EA	21.00	3,187.36	66,934.56
78	SITC earthing GI earth pipe 3m long 400m	EA	9.00	4,681.43	42,132.87
79	S/I 240v wall mounted hang & moving fan	EA	10.00	2,788.94	27,889.40
80	S/F 250mm exhaust fan with 900 rpm	EA	12.00	1,792.89	21,514.68
81	S/I wiring for light pt/fan pt/ exh. fan	EA	175.00	468.14	81,924.50
82	S/I wiring for power pt/AC pt/TV 6/16Amp	EA	100.00	557.79	55,779.00
83	3R X1.5sqm copper flexible wire light pt	M	675.50	137.37	92,793.44
84	3R X2.5sqm copper flexible wire power pt	M	300.00	199.21	59,763.00
85	R X 4sqm copper flexible wire for AC	M	120.00	254.11	30,493.20
86	3R X 6sqm copper flexible wire for AC 2T	M	120.00	302.20	36,264.00
87	10sqmX1 core copper flexible PVC insulat	M	40.00	192.31	7,692.40
88	Frame type boundry wall	M	54.00	15,000.00	8,10,000.00
				Total	2,13,55,976.84
				GST @ 18%	**38,44,075.83**
				Grand total	**2,52,00,052.67**

Cost Estimate for DT Workshop Jeypore (30 x 21 mt)					
Sr. No.	**Item Description**	**Unit**	**Quantity**	**Unit Rate**	**Amount(In Rs.)**
1	Exca. (0-1.5m)	M3	755.00	237.86	1,79,584.30
2	Exca.(1.5-3m)	M3	860.00	297.32	2,55,695.20
3	P&L 225 or 300mm thk	M3	290.00	1,494.07	4,33,280.30
4	S,P&L in position PCC M10	M3	20.00	5,777.09	1,15,541.80
5	S,P&L in position PCC M15	M3	80.00	6,075.90	4,86,072.00
6	P&L RCC M25 upto GF	M3	130.00	7,710.52	10,02,367.60
7	P&L RCC M25 above GF	M3	75.00	7,810.52	5,85,789.00
8	Providing and filling of sand	M3	2.50	1,095.65	2,739.13
9	Providing and filling of murrum	M3	230.00	996.05	2,29,091.50
10	P/B/F HYSD Bars	MT	21.00	99,604.99	20,91,704.79
11	P& L 1st class Brickwork	M3	190.00	5,980.00	11,36,200.00
12	shuttering of Found.	M2	265.00	249.01	65,987.65
13	Shuttering of vertical member upto GF	M2	600.00	298.81	1,79,286.00
14	Shuttering of vertical member above GF	M2	425.00	378.50	1,60,862.50
15	Beam/Slab/Stair upto ground floor slab	M2	1050.00	448.22	4,70,631.00
16	Beam/Slab/Stair upto ground floor slab	M2	815.00	488.06	3,97,768.90
17	P & L 12 mm thk internal plaster	M2	1660.00	358.58	5,95,242.80
18	P & L 18 mm thk external plaster	M2	2750.00	428.30	11,77,825.00
19	P & L Exterior quality paint	M2	1560.00	268.93	4,19,530.80
20	P & L Inerior quality paint	M2	3620.00	218.00	7,89,160.00
21	P & L M20 grade IPS Flooring	M2	270.00	617.00	1,66,590.00
22	P & F anti- skid ceramic tiles 600x600mm	M2	38.00	1,095.65	41,634.70
23	P & F ceramic Wall tiles	M2	168.00	1,195.26	2,00,803.68
24	P & F vitrified tiles 600x600mm	M2	88.00	1,195.26	1,05,182.88
25	Rolling shutter	SQM	50.00	4,304.22	2,15,211.00
26	Structural steel	MT	47.07	1,09,017.66	51,30,916.17
27	RMP Sheets (both corrugated +plain)	SQM	1260.00	760.00	9,57,600.00
28	Extra for providing mechanical device	EA	2.00	11,952.60	23,905.20
29	Anti -termite treatment	M2	310.00	129.49	40,141.90
30	Synthetic enamel paint	M2	1290.00	249.00	3,21,210.00
31	WPC Door frames	M	32.00	1,294.86	41,435.52
32	Aluminium .doors partially panelled	M2	12.00	4,412.50	52,950.00
33	Hydraullic door closer	EA	5.00	1,494.07	7,470.35
34	SS Tower bolt 200mm X 16mm	EA	10.00	169.33	1,693.30
35	SS Twin rubber Door stopper	EA	5.00	149.41	747.05
36	Providing and fixing aluminiun Handle	EA	10.00	189.25	1,892.50
37	Toilet (ladies & Jents)	EA	2.00	5,34,500.00	10,69,000.00
				Total	1,91,52,744.51
				GST @ 18%	**34,47,494.01**
				Grand total	**2,26,00,238.53**

Cost Estimate for Indoor Shed (20 x 25)

Sr. No.	**Item Description**	**Unit**	**Quantity**	**Unit Rate**	**Amount(In Rs.)**
1	Excavation (0-1.5 mtrs depth)	M3	227.76	237.86	54,389.09
2	Excavation (1.5-3.0 mtrs depth)	M3	197.39	297.32	58,921.51
3	Backfilling trenches with murrum	M3	240.69	996.05	2,84,507.07
4	Rubble Soling 230-300 mm	M3	149.78	1,494.07	2,98,067.97
5	PCC M15	M3	59.82	6,075.90	3,69,787.00

6	RCC M25	M3	125.07	7,710.52	9,68,168.17
7	Shuttering upto plinth	M2	295.95	249.01	73,987.50
8	Shuttering above plinth	M2	20.52	298.81	6,156.00
9	HYSD Bars	TON	5.90	99,604.99	5,81,573.52
10	Brick masonry 230mm thick	M3	6.48	5,980.00	39,789.89
11	Providing and plastering internal surface 18 mm	M3	105.84	428.30	38,575.50
12	IPS Flooring		510.40	617.00	3,17,251.13
13	Synthetic Paint	m2	1000.00	249.00	2,49,000.00
14	Structural Steel (Including intermediate rack)	MT	40.00	1,09,017.66	43,60,706.40
15	Galvalume Sheet	m2	1000.00	697.00	6,97,000.00
16	100 mm dia PVC Pipe	M	50.00	547.83	27,391.50
17	160 mm dia PVC Pipe	M	50.00	747.04	37,352.00
18	RMP Sheet	M2	51.24	760.00	38,942.40
19	WIRING POINT	POINT	5.00	557.79	2,788.95
20	PVC INSULATED COPPER CONDUCTOR(3*1.5)	RM	10.00	137.37	1,373.70
21	PVC INSULATED COPPER CONDUCTOR(3*2.5)	RM	10.00	199.21	1,992.10
22	PVC INSULATED COPPER CONDUCTOR(3*4)	RM	10.00	254.11	2,541.10
23	MCB	EA	10.00	1,992.10	19,921.00
24	20 watt LED Tube light	EA	4.00	796.84	3,187.36
25	Wall mounted fan	EA	2.00	2,788.94	5,577.88
26	Aluminium Partition	M2	100.00	4,450.00	4,45,000.00
27	False Ceiling	M2	50.00	1,800.00	90,000.00
28	Door	M2	10.00	4,412.50	44,125.00
				Total	91,18,073.75
				GST @ 18%	**16,41,253.28**
				Grand total	**1,07,59,327.03**
				TOTAL (Including GST) For 1 Sqm	**21,518.65**

Cost Estimate for Hard Top 25 x 15 mt Area

Sr. No.	Item Description	Unit	Quantity	Unit Rate	Amount(In Rs.)
1	Excavation in all types of ordinary soils	M3	25.48	237.86	6,059.48
2	Back filling with murrum	M3	86.87	996.05	86,529.35
3	Rubble Soiling 230mm	M3	110.25	1,494.07	1,64,714.49
4	PCC M15	M3	40.97	6,075.90	2,48,899.24
5	RCC M25	M3	69.49	7,710.52	5,35,784.76
6	HYSD Bars	TON	2.60	99,604.99	2,58,972.97
7	Brick work	M3	29.49	5,980.00	1,76,320.30
8	Plastering 18 mm thick	M2	66.50	428.30	28,481.95
9	Structural Steel	TON	0.04	1,09,017.66	3,867.07
				Total	15,09,629.63
				GST @ 18%	**2,71,733.33**
				Grand total	**17,81,362.97**
				Per Sq.mt	**4,750.30**

Cost Estimate for RCC Drain Considered for 17 M (size 750 x 750)

Sr. No.	Item Description	Unit	Quantity	Unit Rate	Amount(In Rs.)
1	Excavation	M3	36.00	237.86	8,562.96
2	PCC M10	M3	1.95	5,777.09	11,236.44
3	RCC M25	M3	7.27	7,710.52	56,036.20
4	Shuttering	M3	61.20	249.01	15,239.41
5	Precast RCC M25 Slab	M3	2.55	7,968.40	20,319.42
6	REINFORCEMENT	MT	0.93	99,604.99	92,533.04
				Total	2,03,927.47
				GST @ 18%	**36,706.94**
				Grand total	**2,40,634.42**
				TOTAL (Including GST) For 1 Mtr	**14,154.97**

Cost Estimate for Structural Shed (20X25 MTRs)

Sr. No.	Item Description	Unit	Quantity	Unit Rate	Amount(In Rs.)
1	Excavation (0-1.5 mtrs depth)	M3	227.76	237.86	54,389.09
2	Excavation (1.5-3.0 mtrs depth)	M3	197.39	297.32	58,921.51
3	Backfilling trenches with murrum	M3	240.69	996.05	2,84,507.07
4	Rubble Soling 230-300 mm	M3	149.78	1,494.07	2,98,067.97
5	PCC M15	M3	59.82	6,075.90	3,69,787.00
6	RCC M25	M3	125.07	7,710.52	9,68,168.17
7	Shuttering upto plinth		295.95	249.01	73,987.50
8	Shuttering above plinth		20.52	298.81	6,156.00
9	HYSD Bars	TON	5.90	99,604.99	5,81,573.52
10	Brick masonry 230mm thick	M3	6.48	5,980.00	39,789.89
11	Providing and plastering internal surface 18 mm	M3	105.84	428.30	38,575.50
12	IPS Flooring		510.40	617.00	3,17,251.13
13	Synthetic Paint	m2	1000.00	249.00	2,49,000.00
14	Structural Steel	MT	30.34	1,09,017.66	33,07,486.79
15	Galvalume Sheet	m2	1000.00	760.00	7,60,000.00
16	100 mm dia PVC Pipe	M	50.00	547.83	27,391.50
17	160 mm dia PVC Pipe	M	50.00	747.04	37,352.00
				Total	74,72,404.65
				GST @ 18%	**13,45,032.84**
				Grand total	**88,17,437.48**
				Rate per Sq.mm	**17,634.87**

Cost Estimate for GIS

Sl No	Description	Unit	Quantity	Unit Rate	Amount(In Rs.)
1	Digitization of New PSS	No	15	3,884.08	58,261.14
2	Digitization of existing PSS	No	100	2,484.64	2,48,464.34
3	Digitization of New DSS	No	5000	849.4466	42,47,233.00
4	Digitization of existing DSS	No	6000	689.0728	41,34,436.80
5	Digitization of 33 kV network	KM	250	1,308.50	3,27,125.50
6	Digitization of 11 kV network	KM	2500	1,299.64	32,49,100.50
7	Digitization of LT network	KM	3000	1,490.02	44,70,064.20
8	Asset Painting	No	20000	83.544	16,70,880.00
9	Indexing of new consumers	No	50000	50.7282	25,36,410.00
10	Digitization of Buildings	No	50000	20.886	10,44,300.00
	Grand Total				**2,19,86,275.48**

Cost Estimate For Rain Water Harvesting					
Sr. No.	**Item Description**	**Unit**	**Quantity**	**Unit Rate**	**Amount(In Rs.)**
1	E/W in all kinds of soil(0-1.5m)	M3	49.65	237.86	11,809.75
2	E/W in all kinds of soil(1.51-3m)	M3	33.26	297.32	9,888.37
3	Providing and laying of fine sand	M3	6.24	1,095.65	6,836.86
4	S and L 20 to 40 mm down agregate	M3	3.24	1,792.89	5,808.96
5	S and L machine crushed 40 to 65 mm stone	M3	3.24	1,494.07	4,840.79
6	P & L PCC M10 (1:3:6) grade	M3	2.06	5,777.09	11,897.60
7	P&L RCC M25 in foundation and plinth	M3	5.77	7,710.52	44,483.13
8	P & L precast RCC covers of M25 grade	M3	0.22	7,968.40	1,778.55
9	Prov, binding and placing HYSD Bars	T	0.54	99,604.99	53,695.63
10	Brickwork in Foundation and Plinth	M3	25.00	5,980.00	1,49,500.00
11	P & L 18 mm thk external plaster	M2	156.00	428.30	66,814.80
12	P/F heavy duty GM gate valve 25mm	EA	2.00	796.84	1,593.68
13	P/F 20mm CPVC	M	60.00	268.93	16,135.80
14	P/F 25mm CPVC	M	64.00	298.81	19,123.84
15	SITC water pump 1HP	EA	1.00	11,970.14	11,970.14
16	P/F PVC pipe SCH-80 - 110mm	M	30.00	547.83	16,434.90
17	Serv. of Electrician/Carpenter/ plumber	D	4.00	896.44	3,585.76
18	P & L Synthetic enamel paint	M2	17.68	249.00	4,402.32
19	P/F/E Str steel (rolled / plate sec)	MT	0.13	1,09,017.66	13,692.62
20	P/F 02 to 04 modular switch boards	EA	1.00	836.68	836.68
21	SITC of 6" inch dia boring	M	20.00	2,690.00	53,800.00
				Total	5,08,930.17
				GST @ 18%	**91,607.43**
				Grand total	**6,00,537.60**

Cost Estimate for Administration and Employee Welfare					
Sr. No.	**Item Description**	**Unit**	**Quantity**	**Unit Rate**	**Amount(In Rs.)**
1	Cabinet- (files)	No	25.00	6,000.00	1,50,000.00
2	Ceiling fans	No	200.00	2,500.00	5,00,000.00
3	Cushion fibre chair for offices	No	350.00	3,200.00	11,20,000.00
4	Executive chairs	No	280.00	5,000.00	14,00,000.00
5	Invertor- 2kva & Batteries	No	30.00	30,000.00	9,00,000.00
6	Invertor 3.5kva & Batteries	No	30.00	50,000.00	15,00,000.00
7	Pedestal Fan	No	30.00	3,500.00	1,05,000.00
8	Sound system with speaker - Ahuja	No	10.00	25,000.00	2,50,000.00
9	Starter for Submersibles Pump	No	20.00	8,000.00	1,60,000.00
10	Steel Almirah	No	40.00	30,000.00	12,00,000.00
11	Submersible Pump 1 Hp	No	20.00	15,000.00	3,00,000.00
12	Wall mounted fans	No	60.00	3,000.00	1,80,000.00
13	Water Purifier -10 LPH PF+RO+UF	No	30.00	30,000.00	9,00,000.00
14	Water Purifier -50 LPH PF+RO+UF	No	50.00	39,000.00	19,50,000.00
15	Stainless Steel STRADEER AUTOMATIC COMPOSTING MACHINE, 5 HP, 500kg/day	No	1.00	1,10,000.00	1,10,000.00
16	Tata Harrier EV Vehicle	No	1.00	32,00,000.00	32,00,000.00
17	Tata Punch - EV Vehicle	No	2.00	12,50,000.00	25,00,000.00
18	Aluminium Folding Step Ladder 10 feet-	No	10.00	1,50,000.00	15,00,000.00
19	Taski floor scrubbing machine	No	10.00	55,000.00	5,50,000.00
20	Glow Sign Board (6 x 4 sq. ft)	No	720.00	270.00	1,94,400.00
21	Food Serving Trolley	No	2.00	50,000.00	1,00,000.00
22	Soiled Tray Trolley	No	2.00	30,000.00	60,000.00
23	Glass Writing Board" 3ft x 4ft	No	150.00	5,500.00	8,25,000.00
24	CRI 1 HP Centrifugal Jet Pump heavy-duty- 150 feet depth	No	10.00	13,000.00	1,30,000.00
25	Premier centre table glass top	No	3.00	15,000.00	45,000.00
26	Heavy duty Iron with board	No	7.00	12,000.00	84,000.00
27	Canteen Chairs -(Nilkamal Novella Series)	No	50.00	2,500.00	1,25,000.00
				Grand Total	**2,00,38,400.00**

Cost Estimate for 33kV Cradle Guard with 13mtr. WPB-pole					
Sl No	**Description of Item**	**Unit**	**Quantity**	**Landed Unit Cost inclusive of GST(In Rs.)**	**Amount(In Rs.)**
1	WPB 160x152 (30.44KG/Mtr.),13 mtr- with base plate 300x300x12	EA	4	37,890.20	1,51,560.80
2	Guarding Cross arm of 75X40X4.8mm GI Channel 3.7 Mtr long	Kg	105.67	92.04	9,726.05
3	Top Channel 100X50X5mm,each channel length 3.25 Mtr	Kg	124.28	92.04	11,438.73
4	Double Pole Belting Channel 75X40X4.8mm.,each channel length 3.0 Mtr	Kg	172.08	92.04	15,838.24
5	50X50X6mm.GI Bracing Angle, 4.5Kg./mtr., each angle length 3.432 mtr.	Kg	123.55	92.04	11,371.73
6	Fish Plate 50X6 mm.,each 0.280 mtr. Length	Kg	10.55	84.96	896.36
7	Danger Plate, 33kV	EA	4	212.40	849.60
8	Back Clamp (25X3 mm. flat) for danger Plate WPB pole	Kg	2.64	84.96	224.59
9	GI barbed wire(2.50x2.50 mm) anticlimbing device	Kg	12	87.32	1,047.84
10	Back Clamp (25X3mm. Flat) for Barbed wire anticlimbing device for WPB Pole	Kg	5.29	84.96	449.17
11	33kV,10kN pin insulator polymer	EA	3	469.64	1,408.92
12	33KV Polymeric Disc Insulator 90KN B&S	EA	12	341.02	4,092.24
13	Disc Insulator Hardware Fittings (90KN) B&S,4 Bolt	Set	12	744.58	8,934.96
14	Earthing Coil	EA	4	193.52	774.08
15	Eye Bolt	EA	4	428.34	1,713.36
16	No 8 GI wire (0.131 kg/mtr.)	Kg	42.26	87.32	3,690.32
17	No 6 GI wire (0.192 kg/mtr.)	Kg	1.78	87.32	155.08
18	GI Nut , Bolt & Washer of different sizes	Kg	26.78	87.32	2,338.78
19	HT Stay Clamp Type-A for WPB Pole	Pair	4	306.80	1,227.20
20	H.T 33kV Stay set (Complete)	Set	4	1,692.12	6,768.48
21	HT stay (Guy) insulator	EA	8	102.66	821.28
22	7/8 SWG Stay Wire(4mm)-(Heavy)	Kg	60	88.50	5,310.00
23	40mm nominal bore GI pipe (Heavy gauge) earthing device with 3 mtr .Long	EA	4	1,534.00	6,136.00
24	GI Flat 50X6 mm(2.36kg/mtr)	Kg	32	84.96	2,718.72
25	Black Paint	Ltr	1	251.07	251.07
26	Yellow Colour Paint for Background	Ltr	4	251.07	1,004.27
A				**Total Cost of materials**	**2,50,747.88**
B				**Stock, Storage & Insurance i.e 3%**	**7,522.44**
C				**Sub Total C=A+B**	**2,58,270.31**
D				**Contigency @ 3% of C**	**7,748.11**
E				**Tools & Plants @ 2% of C**	**5,165.41**
F				**Transportation @ 7.5% of C**	**19,370.27**
G				**Erection Transformer/Breaker/WPB/H Pole/Joist Poles @ 5%**	**7,805.38**
H				**Erection Other @ 10%**	**10,216.27**
I				**Erection PSC Pole @ 20%**	
J				**Sub Total J=C+D+E+F+G+H+I**	**3,08,575.75**
	Civil & Services				
	Concreting of poles in ratio 1:1.5:3 for 13MTR POLE	EA	4	4,315.10	17,260.41
	Couping of poles in ratio 1:1.5:3 for 13MTR POLE	EA	4	882.63	3,530.54
	Stay concreting in ratio 1:2:4	EA	4	1,534.00	6,136.00
	Construction of Earthing Chamber (Size: 2'X2') and RCC Slab cover as per specification including supply of material%_1	EA	4	4,130.00	16,520.00
	GIS Mapping, indexing/numbering of Poles as per GIS format, scope also include site survey for GIS indexing as per requirement.%_1	EA	4	986.48	3,945.92
K				**Total Civil Part**	**47,392.87**
L				**Sub-Total L =J+K**	**3,55,968.63**
M				**Other Over Head (Including Supervision charges)@ 6% of L**	**-**
N				**Sub-Total N=L+M**	**3,55,968.63**
O				**CESS @ 1% of Sub-Total N**	**3,559.69**
P				**Inspection Fees**	
Q				**Drawing Approval**	
R				**Sub-Total R=N+O+P+Q**	**3,59,528.31**
S				**Add GST (Exempted) of Sub-Total**	**-**
T				**Grand Total**	**3,59,528.31**

Cost Estimate for 11kV Cradle Guard with 11mtr. WPB-pole					
Sl No	**Description of Item**	**Unit**	**Quantity**	**Landed Unit Cost inclusive of GST(In Rs.)**	**Amount(In Rs.)**
1	WPB 160x152 (30.44KG/Mtr.),11 mtr- with base plate 300x300x12	EA	2	32,214.97	64,429.94
2	Guarding Cross arm of 75X40X4.8mm GI Channel 2.2 Mtr long	Kg	62.83	92.04	5,783.06
3	Straight Cross Arm Channel 100X50X5mm, each channel length 1.2 Mtr	Kg	45.89	92.04	4,223.53
4	Straight Cross Arm Top Channel 100X50X5mm,each channel length 0.306 Mtr.	Kg	11.70	92.04	1,077.00
5	Fish Plate 50X6 mm.,each 0.280 mtr. Length	Kg	7.03	84.96	597.57
6	Danger Plate, 11kV	EA	2	212.40	424.80
7	Back Clamp (25X3 mm. flat) for danger Plate WPB pole	Kg	1.32	84.96	112.29
8	GI barbed wire(2.50x2.50 mm) anticlimbing device	Kg	6	87.32	523.92
9	Back Clamp (25X3mm. Flat) for Barbed wire anticlimbing device for WPB Pole	Kg	2.64	84.96	224.59
10	11kV,5kN pin insulator polymer	EA	6	165.20	991.20
11	Earthing Coil	EA	2	193.52	387.04
12	Eye Bolt	EA	4	428.34	1,713.36
13	No 8 GI wire (0.131 kg/mtr.)	Kg	33.26	87.32	2,904.44
14	No 6 GI wire (0.192 kg/mtr.)	Kg	1.78	87.32	155.08
15	GI Nut , Bolt & Washer of different sizes	Kg	26.20	87.32	2,287.78
16	HT Stay Clamp Type-A for WPB Pole	Pair	2	306.80	613.60
17	H.T 11kV Stay set (Complete)	Set	2	1,692.12	3,384.24
18	HT stay (Guy) insulator	EA	2	102.66	205.32
19	7/10 SWG Stay Wire(3.15mm)-(Heavy)	Kg	20	90.86	1,817.20
20	40mm nominal bore GI pipe (Heavy gauge) earthing device with 3 mtr .Long	EA	2	1,534.00	3,068.00
21	GI Flat 50X6 mm(2.36kg/mtr)	Kg	16	84.96	1,359.36
22	Black Paint	Ltr	1	251.07	251.07
23	Yellow Colour Paint for Background	Ltr	2	251.07	502.14
A				**Total Cost of materials**	**97,036.53**
B				**Stock, Storage & Insurance i.e 3%**	**2,911.10**
C				**Sub Total C=A+B**	**99,947.62**
D				**Contigency @ 3% of C**	**2,998.43**
E				**Tools & Plants @ 2% of C**	**1,998.95**
F				**Transportation @ 7.5% of C**	**7,496.07**
G				**Erection Transformer/Breaker/WPB/H Pole/Joist Poles @ 5%**	**3,318.14**
H				**Erection Other @ 10%**	**3,358.48**
I				**Erection PSC Pole @ 20%**	
J				**Sub Total J=C+D+E+F+G+H+I**	**1,19,117.70**
	Civil & Services				
	Concreting of poles in ratio 1:1.5:3 for 11MTR POLE	EA	2	3,530.54	7,061.08
	Couping of poles in ratio 1:1.5:3 for for 11MTR POLE	EA	2	882.63	1,765.27
	Stay concreting in ratio 1:2:4	EA	2	1,534.00	3,068.00
	Construction of Earthing Chamber (Size: 2'X2') and RCC Slab cover as per specification including supply of material%_1	EA	2	4,130.00	8,260.00
	GIS Mapping, indexing/numbering of Poles as per GIS format, scope also include site survey for GIS indexing as per requirement.%_1	EA	2	986.48	1,972.96
K				**Total Civil Part**	**22,127.31**
L				**Sub-Total L =J+K**	**1,41,245.00**
M				**Other Over Head (Including Supervision charges)@ 6% of L**	**-**
N				**Sub-Total N=L+M**	**1,41,245.00**
O				**CESS @ 1% of Sub-Total N**	**1,412.45**
P				**Inspection Fees**	
Q				**Drawing Approval**	
R				**Sub-Total R=N+O+P+Q**	**1,42,657.45**
S				**Add GST (Exempted) of Sub-Total**	**-**
T				**Grand Total**	**1,42,657.45**

Cost Estimate for 33kV Intermediate Pole with 13mtr. WPB-pole					
Sl No	**Description of Item**	**Unit**	**Quantity**	**Landed Unit Cost inclusive of GST(In Rs.)**	**Amount(In Rs.)**
1	WPB 160x152 (30.44KG/Mtr.),13 mtr- with base plate 300x300x12	EA	1	37,890.20	37,890.20
2	Danger Plate, 33kV	EA	1	212.40	212.40
3	Back Clamp (25X3 mm. flat) for danger Plate WPB pole	Kg	0.66	84.96	56.15
4	GI barbed wire(2.50x2.50 mm) anticlimbing device	Kg	3	87.32	261.96
5	Back Clamp (25X3mm. Flat) for Barbed wire anticlimbing device for WPB Pole	Kg	1.32	84.96	112.29
6	33kV,10kN pin insulator polymer	EA	3	469.64	1,408.92
7	H.T. CROSS ARM 'V SHAPE FOR 33KV(Gl)-20Kg	EA	1	2,007.18	2,007.18
8	GI Back Clamp for 33kV 'V' Cros Arm WPB Pole-50X8	EA	1	165.20	165.20
9	CLAMP F TYPE GI FOR 33KV	EA	1	286.74	286.74
10	Earthing Coil	EA	1	193.52	193.52
11	No 8 GI wire (0.131 kg/mtr.)	Kg	0.26	87.32	22.88
12	GI Nut , Bolt & Washer of different sizes	Kg	1.45	87.32	126.18
13	Black Paint	Ltr	0.5	251.07	125.53
14	Yellow Colour Paint for Background	Ltr	1	251.07	251.07
A				**Total Cost of materials**	**43,120.22**
B				**Stock, Storage & Insurance i.e 3%**	**1,293.61**
C				**Sub Total C=A+B**	**44,413.83**
D				**Contigency @ 3% of C**	**1,332.41**
E				**Tools & Plants @ 2% of C**	**888.28**
F				**Transportation @ 7.5% of C**	**3,331.04**
G				**Erection Transformer/Breaker/WPB/H Pole/Joist Poles @ 5%**	**1,951.35**
H				**Erection Other @ 10%**	**538.69**
I				**Erection PSC Pole @ 20%**	
J				**Sub Total J=C+D+E+F+G+H+I**	**52,455.59**
	Civil & Services				
	Concreting of poles in ratio 1:1.5:3 for 13MTR POLE	EA	1	4,315.10	4,315.10
	Couping of poles in ratio 1:1.5:3 for 13MTR POLE	EA	1	882.63	882.63
	GIS Mapping, indexing/numbering of Poles as per GIS format, scope also include site survey for GIS indexing as per requirement.%_1	EA	1	986.48	986.48
K				**Total Civil Part**	**6,184.22**
L				**Sub-Total L =J+K**	**58,639.81**
M				**Other Over Head (Including Supervision charges)@ 6% of L**	**-**
N				**Sub-Total N=L+M**	**58,639.81**
O				**CESS @ 1% of Sub-Total N**	**586.40**
P				**Inspection Fees**	
Q				**Drawing Approval**	
R				**Sub-Total R=N+O+P+Q**	**59,226.21**
S				**Add GST (Exempted) of Sub-Total**	**-**
T				**Grand Total**	**59,226.21**

Cost Estimate for 33kV Intermediate Pole with 11mtr. WPB-pole					
Sl No	**Description of Item**	**Unit**	**Quantity**	**Landed Unit Cost inclusive of GST(In Rs.)**	**Amount(In Rs.)**
1	WPB 160x152 (30.44KG/Mtr.),11 mtr- with base plate 300x300x12	EA	1	32,214.97	32,214.97
2	Danger Plate, 33kV	EA	1	212.40	212.40
3	Back Clamp (25X3 mm. flat) for danger Plate WPB pole	Kg	0.66	84.96	56.15
4	GI barbed wire(2.50x2.50 mm) anticlimbing device	Kg	3	87.32	261.96
5	Back Clamp (25X3mm. Flat) for Barbed wire anticlimbing device for WPB Pole	Kg	1.32	84.96	112.29
6	33kV,10kN pin insulator polymer	EA	3	469.64	1,408.92
7	H.T. CROSS ARM 'V SHAPE FOR 33KV(Gl)-20Kg	EA	1	2,007.18	2,007.18
8	GI Back Clamp for 33kV 'V' Cros Arm WPB Pole-50X8	EA	1	165.20	165.20
9	CLAMP F TYPE GI FOR 33KV	EA	1	286.74	286.74
10	Earthing Coil	EA	1	193.52	193.52
11	No 8 GI wire (0.131 kg/mtr.)	Kg	0.26	87.32	22.88
12	GI Nut , Bolt & Washer of different sizes	Kg	1.45	87.32	126.18
13	Black Paint	Ltr	0.5	251.07	125.53
14	Yellow Colour Paint for Background	Ltr	1	251.07	251.07
A				**Total Cost of materials**	**37,444.99**
B				**Stock, Storage & Insurance i.e 3%**	**1,123.35**
C				**Sub Total C=A+B**	**38,568.33**
D				**Contigency @ 3% of C**	**1,157.05**
E				**Tools & Plants @ 2% of C**	**771.37**
F				**Transportation @ 7.5% of C**	**2,892.63**
G				**Erection Transformer/Breaker/WPB/H Pole/Joist Poles @ 5%**	**1,659.07**
H				**Erection Other @ 10%**	**538.69**
I				**Erection PSC Pole @ 20%**	
J				**Sub Total J=C+D+E+F+G+H+I**	**45,587.14**
	Civil & Services				
	Concreting of poles in ratio 1:1.5:3 for 11MTR POLE	EA	1	3,530.54	3,530.54
	Couping of poles in ratio 1:1.5:3 for for 11MTR POLE	EA	1	882.63	882.63
	GIS Mapping, indexing/numbering of Poles as per GIS format, scope also include site survey for GIS indexing as per requirement.%_1	EA	1	986.48	986.48
K				**Total Civil Part**	**5,399.65**
L				**Sub-Total L =J+K**	**50,986.79**
M				**Other Over Head (Including Supervision charges)@ 6% of L**	**-**
N				**Sub-Total N=L+M**	**50,986.79**
O				**CESS @ 1% of Sub-Total N**	**509.87**
P				**Inspection Fees**	
Q				**Drawing Approval**	
R				**Sub-Total R=N+O+P+Q**	**51,496.66**
S				**Add GST (Exempted) of Sub-Total**	**-**
T				**Grand Total**	**51,496.66**

Cost Estimate for 11kV Intermediate Pole with 11mtr. WPB-pole					
Sl No	**Description of Item**	**Unit**	**Quantity**	**Landed Unit Cost inclusive of GST(In Rs.)**	**Amount(In Rs.)**
1	WPB 160x152 (30.44KG/Mtr.),11 mtr- with base plate 300x300x12	EA	1	32,214.97	32,214.97
2	Danger Plate, 11kV	EA	1	212.40	212.40
3	Back Clamp (25X3 mm. flat) for danger Plate WPB pole	Kg	0.66	84.96	56.15
4	GI barbed wire(2.50x2.50 mm) anticlimbing device	Kg	3	87.32	261.96
5	Back Clamp (25X3mm. Flat) for Barbed wire anticlimbing device for WPB Pole	Kg	1.32	84.96	112.29
6	11kV,5kN pin insulator polymer	EA	3	165.20	495.60
7	H,T. CROSS ARM 'V' SHAPE FOR 11KV(Gl)-10.5Kg	EA	1	1,004.18	1,004.18
8	GI Back Clamp for 11kV 'V' Cros Arm	EA	1	165.20	165.20
9	CLAMP F TYPE GI FOR 11KV	EA	1	159.30	159.30
10	Earthing Coil	EA	1	193.52	193.52
11	No 8 GI wire (0.131 kg/mtr.)	Kg	0.26	87.32	22.88
12	GI Nut , Bolt & Washer of different sizes	Kg	1.45	87.32	126.18
13	Black Paint	Ltr	0.5	251.07	125.53
14	Yellow Colour Paint for Background	Ltr	1	251.07	251.07
A				**Total Cost of materials**	**35,401.23**
B				**Stock, Storage & Insurance i.e 3%**	**1,062.04**
C				**Sub Total C=A+B**	**36,463.26**
D				**Contigency @ 3% of C**	**1,093.90**
E				**Tools & Plants @ 2% of C**	**729.27**
F				**Transportation @ 7.5% of C**	**2,734.74**
G				**Erection Transformer/Breaker/WPB/H Pole/Joist Poles @ 5%**	**1,659.07**
H				**Erection Other @ 10%**	**328.18**
I				**Erection PSC Pole @ 20%**	
J				**Sub Total J=C+D+E+F+G+H+I**	**43,008.43**
	Civil & Services				
	Concreting of poles in ratio 1:1.5:3 for 11MTR POLE	EA	1	3,530.54	3,530.54
	Couping of poles in ratio 1:1.5:3 for for 11MTR POLE	EA	1	882.63	882.63
	GIS Mapping, indexing/numbering of Poles as per GIS format, scope also include site survey for GIS indexing as per requirement.%_1	EA	1	986.48	986.48
K				**Total Civil Part**	**5,399.65**
L				**Sub-Total L =J+K**	**48,408.08**
M				**Other Over Head (Including Supervision charges)@ 6% of L**	**-**
N				**Sub-Total N=L+M**	**48,408.08**
O				**CESS @ 1% of Sub-Total N**	**484.08**
P				**Inspection Fees**	
Q				**Drawing Approval**	
R				**Sub-Total R=N+O+P+Q**	**48,892.16**
S				**Add GST (Exempted) of Sub-Total**	**-**
T				**Grand Total**	**48,892.16**

Cost Estimate for 11kV Intermediate Pole with 9mtr. PSC-pole					
Sl No	**Description of Item**	**Unit**	**Quantity**	**Landed Unit Cost inclusive of GST(In Rs.)**	**Amount(In Rs.)**
1	9 mtr long 300 kg PSC pole	EA	1	4,283.40	4,283.40
2	RCC base Plate	EA	1	426.38	426.38
3	Danger Plate, 11kV	EA	1	212.40	212.40
4	Back Clamp (25X3 mm. flat) for danger Plate PSC pole	Kg	0.66	84.96	56.15
5	GI barbed wire(2.50x2.50 mm) anticlimbing device	Kg	3	87.32	261.96
6	Back Clamp (25X3mm. Flat) for Barbed wire anticlimbing device for PSC Pole	Kg	1.32	84.96	112.29
7	11kV,5kN pin insulator polymer	EA	3	165.20	495.60
8	H,T. CROSS ARM 'V' SHAPE FOR 11KV(Gl)-10.5Kg	EA	1	1,004.18	1,004.18
9	GI Back Clamp for 11kV 'V' Cros Arm	EA	1	165.20	165.20
10	CLAMP F TYPE GI FOR 11KV	EA	1	159.30	159.30
11	Earthing Coil	EA	1	193.52	193.52
12	No 8 GI wire (0.131 kg/mtr.)	Kg	0.26	87.32	22.88
13	GI Nut , Bolt & Washer of different sizes	Kg	1.45	87.32	126.18
14	Black Paint	Ltr	0.5	251.07	125.53
15	Yellow Colour Paint for Background	Ltr	1	251.07	251.07
A				**Total Cost of materials**	**7,896.04**
B				**Stock, Storage & Insurance i.e 3%**	**236.88**
C				**Sub Total C=A+B**	**8,132.92**
D				**Contigency @ 3% of C**	**243.99**
E				**Tools & Plants @ 2% of C**	**162.66**
F				**Transportation @ 7.5% of C**	**609.97**
G				**Erection Transformer/Breaker/WPB/H Pole/Joist Poles @ 5%**	
H				**Erection Other @ 10%**	**372.10**
I				**Erection PSC Pole @ 20%**	**882.38**
J				**Sub Total J=C+D+E+F+G+H+I**	**10,404.02**
	Civil & Services				
	Concreting of poles in ratio 1:1.5:3 for 9MTR PSC POLE	EA	1	2,942.12	2,942.12
	Couping of poles in ratio 1:1.5:3 for 9MTR PSC POLE	EA	1	882.63	882.63
	GIS Mapping, indexing/numbering of Poles as per GIS format, scope also include site survey for GIS indexing as per requirement.%_1	EA	1	986.48	986.48
K				**Total Civil Part**	**4,811.23**
L				**Sub-Total L =J+K**	**15,215.25**
M				**Other Over Head (Including Supervision charges)@ 6% of L**	**-**
N				**Sub-Total N=L+M**	**15,215.25**
O				**CESS @ 1% of Sub-Total N**	**152.15**
P				**Inspection Fees**	
Q				**Drawing Approval**	
R				**Sub-Total R=N+O+P+Q**	**15,367.40**
S				**Add GST (Exempted) of Sub-Total**	**-**
T				**Grand Total**	**15,367.40**

Cost Estimate for LT Intermediate Pole with 9mtr. WPB-pole					
Sl No	**Description of Item**	**Unit**	**Quantity**	**Landed Unit Cost inclusive of GST(In Rs.)**	**Amount(In Rs.)**
1	WPB 160x152 (30.44KG/Mtr.),9 mtr- with base plate 300x300x12	EA	1	26,539.73	26,539.73
2	BOARD DANGER 400/440 VOLT	EA	1	212.40	212.40
3	Back Clamp (25X3 mm. flat) for danger Plate WPB pole	Kg	0.66	84.96	56.15
4	GI barbed wire(2.50x2.50 mm) anticlimbing device	Kg	3	87.32	261.96
5	Back Clamp (25X3mm. Flat) for Barbed wire anticlimbing device for WPB Pole	Kg	1.32	84.96	112.29
6	EYE HOOK CLAMP FOR 9M PSC POLE	Pair	1	282.02	282.02
7	NFC Suspension Clamp for ABC 25-50 Sqmm	EA	1	165.20	165.20
8	Flat Eye Hook for AB cable	EA	1	88.50	88.50
9	Earthing Coil	EA	1	193.52	193.52
10	No 8 GI wire (0.131 kg/mtr.)	Kg	0.26	87.32	22.88
11	GI Nut , Bolt & Washer of different sizes	Kg	0.93	87.32	81.03
12	Black Paint	Ltr	0.5	251.07	125.53
13	Yellow Colour Paint for Background	Ltr	1	251.07	251.07
A				**Total Cost of materials**	**28,392.29**
B				**Stock, Storage & Insurance i.e 3%**	**851.77**
C				**Sub Total C=A+B**	**29,244.06**
D				**Contigency @ 3% of C**	**877.32**
E				**Tools & Plants @ 2% of C**	**584.88**
F				**Transportation @ 7.5% of C**	**2,193.30**
G				**Erection Transformer/Breaker/WPB/H Pole/Joist Poles @ 5%**	**1,366.80**
H				**Erection Other @ 10%**	**190.81**
I				**Erection PSC Pole @ 20%**	
J				**Sub Total J=C+D+E+F+G+H+I**	**34,457.17**
	Civil & Services				
	Concreting of poles in ratio 1:1.5:3 for 9MTR WPB POLE	EA	1	2,942.12	2,942.12
	Couping of poles in ratio 1:1.5:3 for 9MTR WPB POLE	EA	1	882.63	882.63
	GIS Mapping, indexing/numbering of Poles as per GIS format, scope also include site survey for GIS indexing as per requirement.%_1	EA	1	986.48	986.48
K				**Total Civil Part**	**4,811.23**
L				**Sub-Total L =J+K**	**39,268.40**
M				**Other Over Head (Including Supervision charges)@ 6% of L**	**-**
N				**Sub-Total N=L+M**	**39,268.40**
O				**CESS @ 1% of Sub-Total N**	**392.68**
P				**Inspection Fees**	
Q				**Drawing Approval**	
R				**Sub-Total R=N+O+P+Q**	**39,661.09**
S				**Add GST (Exempted) of Sub-Total**	**-**
T				**Grand Total**	**39,661.09**

Cost Estimate for LT Intermediate Pole with 9mtr. PSC-pole					
Sl No	**Description of Item**	**Unit**	**Quantity**	**Landed Unit Cost inclusive of GST(In Rs.)**	**Amount(In Rs.)**
1	9 mtr long 300 kg PSC pole	EA	1	4,283.40	4,283.40
2	RCC base Plate	EA	1	426.38	426.38
3	BOARD DANGER 400/440 VOLT	EA	1	212.40	212.40
4	Back Clamp (25X3 mm. flat) for danger Plate PSC pole	Kg	0.66	84.96	56.15
5	GI barbed wire(2.50x2.50 mm) anticlimbing device	Kg	3	87.32	261.96
6	Back Clamp (25X3mm. Flat) for Barbed wire anticlimbing device for PSC Pole	Kg	1.32	84.96	112.29
7	EYE HOOK CLAMP FOR 9M PSC POLE	Pair	1	282.02	282.02
8	NFC Suspension Clamp for ABC 25-50 Sqmm	EA	1	165.20	165.20
9	Flat Eye Hook for AB cable	EA	1	88.50	88.50
10	Earthing Coil	EA	1	193.52	193.52
11	No 8 GI wire (0.131 kg/mtr.)	Kg	0.26	87.32	22.88
12	GI Nut , Bolt & Washer of different sizes	Kg	0.93	87.32	81.03
13	Black Paint	Ltr	0.5	251.07	125.53
14	Yellow Colour Paint for Background	Ltr	1	251.07	251.07
A				**Total Cost of materials**	**6,562.33**
B				**Stock, Storage & Insurance i.e 3%**	**196.87**
C				**Sub Total C=A+B**	**6,759.20**
D				**Contigency @ 3% of C**	**202.78**
E				**Tools & Plants @ 2% of C**	**135.18**
F				**Transportation @ 7.5% of C**	**506.94**
G				**Erection Transformer/Breaker/WPB/H Pole/Joist Poles @ 5%**	
H				**Erection Other @ 10%**	**234.73**
I				**Erection PSC Pole @ 20%**	**882.38**
J				**Sub Total J=C+D+E+F+G+H+I**	**8,721.22**
	Civil & Services				
	Concreting of poles in ratio 1:1.5:3 for 9MTR PSC POLE	EA	1	2,942.12	2,942.12
	Couping of poles in ratio 1:1.5:3 for 9MTR PSC POLE	EA	1	882.63	882.63
	GIS Mapping, indexing/numbering of Poles as per GIS format, scope also include site survey for GIS indexing as per requirement.%_1	EA	1	986.48	986.48
K				**Total Civil Part**	**4,811.23**
L				**Sub-Total L =J+K**	**13,532.45**
M				**Other Over Head (Including Supervision charges)@ 6% of L**	**-**
N				**Sub-Total N=L+M**	**13,532.45**
O				**CESS @ 1% of Sub-Total N**	**135.32**
P				**Inspection Fees**	
Q				**Drawing Approval**	
R				**Sub-Total R=N+O+P+Q**	**13,667.77**
S				**Add GST (Exempted) of Sub-Total**	**-**
T				**Grand Total**	**13,667.77**

Cost Estimate for 11kV Line Four Pole Structure with 11mtr. WPB-pole for N-1 Arrangement					
Sl No	**Description of Item**	**Unit**	**Quantity**	**Landed Unit Cost inclusive of GST(In Rs.)**	**Amount(In Rs.)**
1	WPB 160x152 (30.44KG/Mtr.),11 mtr- with base plate 300x300x12	EA	4	32,214.97	1,28,859.87
2	Top Channel 100X50X5mm, each channel length 4.3 Mtr	Kg	328.86	92.04	30,268.64
3	Double Pole Belting Channel 75X40X4.8mm., each channel length 4.3 Mtr	Kg	245.62	92.04	22,606.50
4	50X50X6mm.GI Bracing Angle, each angle length 4.927 Mtr	Kg	177.37	92.04	16,325.32
5	Mounting Channel 100X50X5mm GI channel 4.3 Mtr long	Kg	164.43	92.04	15,134.32
6	Side Support Channel 100X50X5mm,each channel length 0.35 mtr.	Kg	13.38	92.04	1,231.86
7	Channel Support for down Pipe 75X40X4.8mm., each channel length 0.750 Mtr	Kg	11.42	92.04	1,051.46
8	Back clamp for Channel Support for down pipe 50X8mm of length 0.681 mtr	Kg	17.11	84.96	1,453.39
9	Fish Plate 50X6 mm.,each 0.280 mtr. Length	Kg	10.57	84.96	898.27
10	Danger Plate, 11kV	EA	4	212.40	849.60
11	Back Clamp (25X3 mm. flat) for danger Plate WPB pole	Kg	2.64	84.96	224.59
12	GI barbed wire(2.50x2.50 mm) anticlimbing device	Kg	12	87.32	1,047.84
13	Back Clamp (25X3mm. Flat) for Barbed wire anticlimbing device for WPB Pole	Kg	5.29	84.96	449.17
14	11kV,5kN pin insulator polymer	EA	6	165.20	991.20
15	Disc Insulator Hardware Fittings (70KN) B&S,3 Bolt	EA	9	486.16	4,375.44
16	11KV Polymeric Disc Insulator 70KN B&S	EA	9	177.00	1,593.00
17	Earthing Coil	EA	4	193.52	774.08
18	No 8 GI wire (0.131 kg/mtr.)	Kg	1.05	87.32	91.51
19	WEDGE CONNECTOR FOR 100 SQMM.CONDUCTOR	EA	9	162.84	1,465.56
20	11kV AB switch 400A Polymer,3 Pole	Set	2	12,946.96	25,893.92
21	GI Nut , Bolt & Washer of different sizes	Kg	33.4	87.32	2,913.23
22	HT Stay Clamp Type-A for WPB Pole	Pair	2	306.80	613.60
23	HT Stay Clamp Type-B for WPB Pole	Pair	2	306.80	613.60
24	H.T 11kV Stay set (Complete)	Set	4	1,692.12	6,768.48
25	HT stay (Guy) insulator	EA	4	102.66	410.64
26	7/10 SWG Stay Wire(3.15mm)-(Heavy)	Kg	40	90.86	3,634.40
27	40mm nominal bore GI pipe (Heavy gauge) earthing device with 3 mtr .Long	EA	3	1,534.00	4,602.00
28	GI Flat 50X6 mm(2.36kg/mtr)	Kg	56.64	84.96	4,812.13
29	Black Paint	Ltr	2	251.07	502.14
30	Yellow Colour Paint for Background	Ltr	4	251.07	1,004.27
A				**Total Cost of materials**	**2,81,460.04**
B				**Stock, Storage & Insurance i.e 3%**	**8,443.80**
C				**Sub Total C=A+B**	**2,89,903.84**
D				**Contigency @ 3% of C**	**8,697.12**
E				**Tools & Plants @ 2% of C**	**5,798.08**
F				**Transportation @ 7.5% of C**	**21,742.79**
G				**Erection Transformer/Breaker/WPB/H Pole/Joist Poles @ 5%**	**6,636.28**
H				**Erection Other @ 10%**	**15,717.82**
I				**Erection PSC Pole @ 20%**	
J				**Sub Total J=C+D+E+F+G+H+I**	**3,48,495.92**
	Civil & Services				
	Concreting of poles in ratio 1:1.5:3 for 11MTR POLE	EA	4	3,530.54	14,122.16
	Couping of poles in ratio 1:1.5:3 for for 11MTR POLE	EA	4	882.63	3,530.54
	Stay concreting in ratio 1:2:4	EA	4	1,534.00	6,136.00
	Construction of Earthing Chamber (Size: 2'X2') and RCC Slab cover as per specification including supply of material%_1	EA	3	4,130.00	12,390.00
	GIS coordinate mapping, drawing preparation and submission of the same for DTR,ABS,ARC,Sectionalizer,RMU etc%_1	EA	2	1,180.00	2,360.00
K				**Total Civil Part**	**38,538.70**
L				**Sub-Total L =J+K**	**3,87,034.61**
M				**Other Over Head (Including Supervision charges)@ 6% of L**	**-**
N				**Sub-Total N=L+M**	**3,87,034.61**
O				**CESS @ 1% of Sub-Total N**	**3,870.35**
P				**Inspection Fees**	
Q				**Drawing Approval**	**750.00**
R				**Sub-Total R=N+O+P+Q**	**3,91,654.96**
S				**Add GST (Exempted) of Sub-Total**	**-**
T				**Grand Total**	**3,91,654.96**

Cost Estimate for NH/SH/Railway Crossing with 33KV,3CX400 Sq.mm by HDD Method

Sl No	Description of Item	Unit	Quantity	Landed Unit Cost inclusive of GST(In Rs.)	Amount(In Rs.)
1	33kV AL 3CX400 Sqmm XLPE Cable armoured-FRLSH	Mtr	130	3,734.70	4,85,511.00
2	Heat shrinkable jointing kit for 3Cx400 mm² 33KV XLPE Cable(outdoor type)	EA	4	14,042.00	56,168.00
3	PIPE HDPE 200 MM DIA PN8 PE 80	Mtr	120	958.16	1,14,979.20
A				**Total Cost of materials**	**6,56,658.20**
B				**Stock, Storage & Insurance i.e 3%**	**19,699.75**
C				**Sub Total C=A+B**	**6,76,357.95**
D				**Contigency @ 3% of C**	**20,290.74**
E				**Tools & Plants @ 2% of C**	**13,527.16**
F				**Transportation @ 7.5% of C**	**50,726.85**
G				**Erection Transformer/Breaker/WPB/H Pole/Joist Poles @ 5%**	
H				**Erection Other @ 10%**	**5,785.30**
I				**Erection PSC Pole @ 20%**	
J				**Sub Total J=C+D+E+F+G+H+I**	**7,66,687.99**
	Civil & Services				
	LAY CBL XLPE 33KV TREN/PIPE	Mtr	130	135.70	17,641.00
	Trenchless Duct UPTO 200mm dia	Mtr	120	1,867.26	2,24,070.67
	Supply and Install of cable Route marker	EA	2	1,221.50	2,443.00
	Cable looping chamber with Brick wall including cement concreting looping chamber with Brick wall including cement concreting RCC Cover	LUM	2	44,520.02	89,040.04
	GIS coordinate mapping, drawing preparation and submission of the same for New/Existing line%_1	EA	0.05	12,354.60	617.73
K				**Total Civil Part**	**3,33,812.44**
L				**Sub-Total L =J+K**	**11,00,500.44**
M				**Other Over Head (Including Supervision charges)@ 6% of L**	**-**
N				**Sub-Total N=L+M**	**11,00,500.44**
O				**CESS @ 1% of Sub-Total N**	**11,005.00**
P				**Inspection fees**	**3,000.00**
Q				**Drawing approval fees**	**750.00**
R				**Sub-Total R=N+O+P+Q**	**11,15,255.44**
S				**Add GST (Exempted) of Sub-Total**	**-**
T				**Grand Total**	**11,15,255.44**

Cost Estimate for NH/SH/Railway Crossing with 11KV,3CX400 Sq.mm by HDD Method

Sl No	Description of Item	Unit	Quantity	Landed Unit Cost inclusive of GST(In Rs.)	Amount(In Rs.)
1	11kV AL 3CX400 Sqmm XLPE Cable armoured-FRLSH	Mtr	125	2,802.50	3,50,312.50
2	Heat shrinkable jointing kit for 3Cx400 mm² 11KV XLPE Cable(outdoor type)	EA	4	3,422.00	13,688.00
3	PIPE HDPE 160 MM DIA PE80-PN8	Mtr	115	615.96	70,835.40
A				**Total Cost of materials**	**4,34,835.90**
B				**Stock, Storage & Insurance i.e 3%**	**13,045.08**
C				**Sub Total C=A+B**	**4,47,880.98**
D				**Contigency @ 3% of C**	**13,436.43**
E				**Tools & Plants @ 2% of C**	**8,957.62**
F				**Transportation @ 7.5% of C**	**33,591.07**
G				**Erection Transformer/Breaker/WPB/H Pole/Joist Poles @ 5%**	
H				**Erection Other @ 10%**	**1,409.86**
I				**Erection PSC Pole @ 20%**	
J				**Sub Total J=C+D+E+F+G+H+I**	**5,05,275.96**
	Civil & Services				
	LAY CBL PWR XLPE 11KV TREN/PIPE	Mtr	125	129.80	16,225.00
	Trenchless Duct UPTO 200mm dia	Mtr	115	1,867.26	2,14,734.39
	Supply and Install of cable Route marker	EA	2	1,221.50	2,443.00
	Cable looping chamber with Brick wall including cement concreting looping chamber with Brick wall including cement concreting RCC Cover	LUM	2	44,520.02	89,040.04
	GIS coordinate mapping, drawing preparation and submission of the same for New/Existing line%_1	EA	0.05	12,354.60	617.73
K				**Total Civil Part**	**3,23,060.16**
L				**Sub-Total L =J+K**	**8,28,336.13**
M				**Other Over Head (Including Supervision charges)@ 6% of L**	**-**
N				**Sub-Total N=L+M**	**8,28,336.13**
O				**CESS @ 1% of Sub-Total N**	**8,283.36**
P				**Inspection fees**	**375.00**
Q				**Drawing approval fees**	**750.00**
R				**Sub-Total R=N+O+P+Q**	**8,37,744.49**
S				**Add GST (Exempted) of Sub-Total**	**-**
T				**Grand Total**	**8,37,744.49**

Cost Estimate for 33kV Line Double Pole Structure with 13mtr. WPB-pole

Sl No	Description of Item	Unit	Quantity	Landed Unit Cost inclusive of GST(In Rs.)	Amount(In Rs.)
1	WPB 160x152 (30.44KG/Mtr.),13 mtr- with base plate 300x300x12	EA	2	37,890.20	75,780.40
2	Top Channel 100X50X5mm,each channel length 4.3 Mtr	Kg	82.22	92.04	7,567.16
3	Double Pole Bracing Channel 75X40X4.8mm,each channel length 4.3 Mtr	Kg	153.51	92.04	14,129.06
4	50X50X6mm.GI Bracing Angle, each angle length 3.512 Mtr	Kg	88.69	92.04	8,162.66
5	Fish Plate 50X6 mm.,each 0.280 mtr. Length	Kg	3.96	84.96	336.85
6	Danger Plate, 33kV	EA	2	212.40	424.80
7	Back Clamp (25X3 mm. flat) for danger Plate WPB pole	Kg	1.32	84.96	112.29
8	GI barbed wire(2.50x2.50 mm) anticlimbing device	Kg	6	87.32	523.92
9	Back Clamp (25X3mm. Flat) for Barbed wire anticlimbing device for WPB Pole	Kg	2.64	84.96	224.59
10	33kV,10kN pin insulator polymer	EA	3	469.64	1,408.92
11	Disc Insulator Hardware Fittings (90KN) B&S,4 Bolt	Set	6	744.58	4,467.48
12	33KV Polymeric Disc Insulator 90KN B&S	EA	6	341.02	2,046.12
13	30KV, 10 KA (Station Class, CL-II) without Surge Counter	EA	3	5,242.74	15,728.22
14	Earthing Coil	EA	2	193.52	387.04
15	No 8 GI wire (0.131 kg/mtr.)	Kg	0.524	87.32	45.76
16	WEDGE CONNECTOR '.'FIRE" FOR 148SQMM CONDUCTOR	EA	9	304.44	2,739.96
17	GI Nut , Bolt & Washer of different sizes	Kg	34	87.32	2,998.88
18	HT Stay Clamp Type-A for WPB Pole	Pair	4	306.80	1,227.20
19	H.T 33kV Stay set (Complete)	Set	4	1,692.12	6,768.48
20	HT stay (Guy) insulator	EA	8	102.66	821.28
21	7/8 SWG Stay Wire(4mm)-(Heavy)	Kg	60	88.50	5,310.00
22	40mm nominal bore GI pipe (Heavy gauge) earthing device with 3 mtr .Long	EA	4	1,534.00	6,136.00
23	GI Flat 50X6 mm(2.36kg/mtr)	Kg	99.12	84.96	8,421.24
24	Black Paint	Ltr	1	251.07	251.07
25	Yellow Colour Paint for Background	Ltr	2	251.07	502.14
A				**Total Cost of materials**	**1,66,521.51**
B				**Stock, Storage & Insurance i.e 3%**	**4,995.65**
C				**Sub Total C=A+B**	**1,71,517.15**
D				**Contigency @ 3% of C**	**5,145.51**
E				**Tools & Plants @ 2% of C**	**3,430.34**
F				**Transportation @ 7.5% of C**	**12,863.79**
G				**Erection Transformer/Breaker/WPB/H Pole/Joist Poles @ 5%**	**3,902.69**
H				**Erection Other @ 10%**	**9,346.33**
I				**Erection PSC Pole @ 20%**	
J				**Sub Total J=C+D+E+F+G+H+I**	**2,06,205.82**
	Civil & Services				
	Concreting of poles in ratio 1:1.5:3 for 13MTR POLE	EA	2	4,315.10	8,630.21
	Couping of poles in ratio 1:1.5:3 for 13MTR POLE	EA	2	882.63	1,765.27
	Stay concreting in ratio 1:2:4	EA	4	1,534.00	6,136.00
	Construction of Earthing Chamber (Size: 2'X2') and RCC Slab cover as per specification including supply of material%_1	EA	4	4,130.00	16,520.00
	GIS Mapping, indexing/numbering of Poles as per GIS format, scope also include site survey for GIS indexing as per requirement.%_1	EA	2	986.48	1,972.96
K				**Total Civil Part**	**35,024.44**
L				**Sub-Total L =J+K**	**2,41,230.26**
M				**Other Over Head (Including Supervision charges)@ 6% of L**	**-**
N				**Sub-Total N=L+M**	**2,41,230.26**
O				**CESS @ 1% of Sub-Total N**	**2,412.30**
P				**Inspection Fees**	
Q				**Drawing Approval**	**750.00**
R				**Sub-Total R=N+O+P+Q**	**2,44,392.56**
S				**Add GST (Exempted) of Sub-Total**	**-**
T				**Grand Total**	**2,44,392.56**

Cost Estimate for 11kV Line Double Pole Structure with 11mtr. WPB-pole					
Sl No	**Description of Item**	**Unit**	**Quantity**	**Landed Unit Cost inclusive of GST(In Rs.)**	**Amount(In Rs.)**
1	WPB 160x152 (30.44KG/Mtr.),11 mtr- with base plate 300x300x12	EA	2	32,214.97	64,429.94
2	Top Channel 100X50X5mm, each channel length 3.0 Mtr	Kg	57.36	92.04	5,279.41
3	Double Pole Belting Channel 75X40X4.8mm.,each channel length 3.0 Mtr	Kg	107.10	92.04	9,857.48
4	50X50X6mm.GI Bracing Angle, 4.5Kg./mtr., each angle length 3.512 mtr.	Kg	63.22	92.04	5,818.40
5	Fish Plate 50X6 mm.,each 0.280 mtr. Length	Kg	3.96	84.96	336.85
6	Danger Plate, 11kV	EA	2	212.40	424.80
7	Back Clamp (25X3 mm. flat) for danger Plate WPB pole	Kg	1.32	84.96	112.29
8	GI barbed wire(2.50x2.50 mm) anticlimbing device	Kg	6	87.32	523.92
9	Back Clamp (25X3mm. Flat) for Barbed wire anticlimbing device for WPB Pole	Kg	2.64	84.96	224.59
10	11kV,5kN pin insulator polymer	EA	3	165.20	495.60
11	Disc Insulator Hardware Fittings (70KN) B&S,3 Bolt	EA	3	486.16	1,458.48
12	11KV Polymeric Disc Insulator 70KN B&S	EA	3	177.00	531.00
13	12KV, 10 KA (Station Class, CL-II) without Surge Counter	EA	3	2,312.80	6,938.40
14	Earthing Coil	EA	2	193.52	387.04
15	No 8 GI wire (0.131 kg/mtr.)	Kg	0.52	87.32	45.76
16	WEDGE CONNECTOR FOR 100 SQMM.CONDUCTOR	EA	3	162.84	488.52
17	GI Nut , Bolt & Washer of different sizes	Kg	15.0	87.32	1,309.80
18	HT Stay Clamp Type-A for WPB Pole	Pair	4	306.80	1,227.20
19	H.T 11kV Stay set (Complete)	Set	4	1,692.12	6,768.48
20	HT stay (Guy) insulator	EA	4	102.66	410.64
21	7/10 SWG Stay Wire(3.15mm)-(Heavy)	Kg	40	90.86	3,634.40
22	40mm nominal bore GI pipe (Heavy gauge) earthing device with 3 mtr .Long	EA	4	1,534.00	6,136.00
23	GI Flat 50X6 mm(2.36kg/mtr)	Kg	70.694744	84.96	6,006.23
24	Black Paint	Ltr	1	251.07	251.07
25	Yellow Colour Paint for Background	Ltr	2	251.07	502.14
A				**Total Cost of materials**	**1,23,598.43**
B				**Stock, Storage & Insurance i.e 3%**	**3,707.95**
C				**Sub Total C=A+B**	**1,27,306.38**
D				**Contigency @ 3% of C**	**3,819.19**
E				**Tools & Plants @ 2% of C**	**2,546.13**
F				**Transportation @ 7.5% of C**	**9,547.98**
G				**Erection Transformer/Breaker/WPB/H Pole/Joist Poles @ 5%**	**3,318.14**
H				**Erection Other @ 10%**	**6,094.35**
I				**Erection PSC Pole @ 20%**	
J				**Sub Total J=C+D+E+F+G+H+I**	**1,52,632.18**
	Civil & Services				
	Concreting of poles in ratio 1:1.5:3 for 11MTR POLE	EA	2	3,530.54	7,061.08
	Couping of poles in ratio 1:1.5:3 for for 11MTR POLE	EA	2	882.63	1,765.27
	Stay concreting in ratio 1:2:4	EA	4	1,534.00	6,136.00
	Construction of Earthing Chamber (Size: 2'X2') and RCC Slab cover as per specification including supply of material%_1	EA	4	4,130.00	16,520.00
	GIS Mapping, indexing/numbering of Poles as per GIS format, scope also include site survey for GIS indexing as per requirement.%_1	EA	2	986.48	1,972.96
K				**Total Civil Part**	**33,455.31**
L				**Sub-Total L =J+K**	**1,86,087.49**
M				**Other Over Head (Including Supervision charges)@ 6% of L**	**-**
N				**Sub-Total N=L+M**	**1,86,087.49**
O				**CESS @ 1% of Sub-Total N**	**1,860.87**
P				**Inspection Fees**	
Q				**Drawing Approval**	**750.00**
R				**Sub-Total R=N+O+P+Q**	**1,88,698.36**
S				**Add GST (Exempted) of Sub-Total**	**-**
T				**Grand Total**	**1,88,698.36**

Cost Estimate for Bare to 1.1KV LT AB Cable 4x95+1x95+1x16mm2					
Sl No	**Description of Item**	**Unit**	**Quantity**	**Landed Unit Cost inclusive of GST(In Rs.)**	**Amount(In Rs.)**
1	9 mtr long 300 kg PSC pole	EA	10	4,283.40	42,834.00
2	RCC base Plate	EA	10	426.38	4,263.81
3	1.1KV LT AB Cable 4x95+1x95+1x16mm2	Km	1.03	4,97,960.00	5,12,898.80
4	BOARD DANGER 400/440 VOLT	EA	10.00	212.40	2,124.00
5	Back Clamp (25X3 mm. flat) for danger Plate PSC pole	Kg	6.61	84.96	561.46
6	GI barbed wire(2.50x2.50 mm) anticlimbing device	Kg	30.00	87.32	2,619.60
7	Back Clamp (25X3mm. Flat) for Barbed wire anticlimbing device for PSC Pole	Kg	13.22	84.96	1,122.93
8	EYE HOOK CLAMP FOR 9M PSC POLE	Pair	14	282.02	3,948.28
9	NFC Suspension Clamp for ABC 70-95 Sqmm	EA	6	165.20	991.20
10	Flat Eye Hook for AB cable	EA	14	88.50	1,239.00
11	NFC Conductor Dead End Clamp suitable for bare messenger XLPE Aerial bunched cable(70-95sq mm)	EA	8	256.06	2,048.48
12	LT Stay Set (Complete)	Set	4	868.48	3,473.92
13	LT Stay (Guy) Insulator	EA	4	22.42	89.68
14	LT STAY CLAMP TYPE-B(9m PSC 1000mm)	Pair	4	413.00	1,652.00
15	7/12 SWG Stay Wire(2.5mm)-(Heavy)	Kg	32	93.22	2,983.04
16	Earthing Coil	EA	10	193.52	1,935.20
17	No 8 GI wire (0.131 kg/mtr.)	Kg	2.62	87.32	228.78
18	LT Distribution Box Polycarbonate	EA	20	1,085.60	21,712.00
19	NFC IPC Type-B-main 16 to 150 sq.mm & Tap-4 to 50 sq.mm	EA	80	69.41	5,552.61
20	NFC IPC Type-B-main 10 to 95 sq.mm & Tap-1.5 to 10(16) sq.mm	EA	20	43.58	871.55
21	NFC IPC Type-B-main 25 to 150 sq.mm & Tap-25 to 150 sq.mm	EA	24	139.18	3,340.34
22	STEEL STRAP SIZE 20 MMX50 M LONG	ROL	2	1,869.16	3,738.31
23	BUCKLES FOR STEEL STRAP (1 EA = 100 NOS)	EA	1	831.90	831.90
24	Cap cable end for ABC 95SQMM	EA	40	10.82	432.82
25	1.1kV Al 4CX25 Sq.mm Round Armoured Cable -FRLSH	Mtr	20	228.92	4,578.40
26	Gland for 1.1kV Al 4CX25 Sq.mm Double Compression Heavy Duty Ni Plated	EA	20	291.25	5,824.95
27	Lug AL Crimping 25 Sqmm XLPE Single hole	EA	200	7.14	1,427.80
28	GI Nut , Bolt & Washer of different sizes	Kg	11.536	87.32	1,007.32
29	FRP CROSS ARM 1070MM 415V	EA	20	1,158.16	23,163.16
30	1.1kV Al 2CX4 Sq.mm Round Armoured Cable -FRLSH	Mtr	200	63.72	12,744.00
31	1.1kV Al 2CX10 Sq.mm Round Armoured Cable -FRLSH	Mtr	100	101.48	10,148.00
32	1.1kV Al 4CX10 Sq.mm Round Armoured Cable -FRLSH	Mtr	100	120.36	12,036.00
33	Tie Plastic Black size 7.6mmX150mm	Lot	40	29.95	1,197.94
34	Tie Plastic size 9mmX265mm	Lot	60	29.95	1,796.90
35	Black Paint	Ltr	5	251.07	1,255.34
36	Yellow Colour Paint for Background	Ltr	10	251.07	2,510.69
A				**Total Cost of materials**	**6,99,184.23**
B				**Stock, Storage & Insurance i.e 3%**	**20,975.53**
C				**Sub Total C=A+B**	**7,20,159.76**
D				**Contigency @ 3% of C**	**21,604.79**
E				**Tools & Plants @ 2% of C**	**14,403.20**
F				**Transportation @ 7.5% of C**	**54,011.98**
G				**Erection Transformer/Breaker/WPB/H Pole/Joist Poles @ 5%**	**-**
H				**Erection Other @ 10%**	**67,604.07**
I				**Erection PSC Pole @ 20%**	**8,823.80**
J				**Sub Total J=C+D+E+F+G+H+I**	**8,86,607.60**
	Civil & Services				
	Concreting of poles in ratio 1:1.5:3 for 9MTR PSC POLE	EA	10	2,942.12	29,421.16
	Couping of poles in ratio 1:1.5:3 for 9MTR PSC POLE	EA	10	882.63	8,826.35
	Stay concreting in ratio 1:2:4	EA	4	1,534.00	6,136.00
	GIS coordinate mapping, drawing preparation and submission of the same for New/Existing line%_1	EA	1	12,354.60	12,354.60
	Dismantling of PSC pole (9mtr)& return	EA	2	950.00	1,900.00
	Dismant of 34/55mm2 AAA Conductor& retu	Mtr	4120	7.00	28,840.00
K				**Total Civil Part**	**87,478.11**
L				**Sub-Total L =J+K**	**9,74,085.71**
M				**Other Over Head (Including Supervision charges)@ 6% of L**	**-**
N				**Sub-Total N=L+M**	**9,74,085.71**
O				**CESS @ 1% of Sub-Total N**	**9,740.86**
P				**Inspection fees**	**-**
Q				**Drawing approval fees**	**-**
R				**Sub-Total R=N+O+P+Q**	**9,83,826.57**
S				**Add GST (Exempted) of Sub-Total**	**-**
T				**Grand Total**	**9,83,826.57**

Cost Estimate for Bare to 1.1KV LT AB Cable 4x50+1x50+1x16mm2					
Sl No	**Description of Item**	**Unit**	**Quantity**	**Landed Unit Cost inclusive of GST(In Rs.)**	**Amount(In Rs.)**
1	9 mtr long 300 kg PSC pole	EA	10	4,283.40	42,834.00
2	RCC base Plate	EA	10	426.38	4,263.81
3	1.1KV LT AB Cable 4x50+1x50+1x16mm2	Km	1.03	2,69,040.00	2,77,111.20
4	BOARD DANGER 400/440 VOLT	EA	10.00	212.40	2,124.00
5	Back Clamp (25X3 mm. flat) for danger Plate PSC pole	Kg	6.61	84.96	561.46
6	GI barbed wire(2.50x2.50 mm) anticlimbing device	Kg	30.00	87.32	2,619.60
7	Back Clamp (25X3mm. Flat) for Barbed wire anticlimbing device for PSC Pole	Kg	13.22	84.96	1,122.93
8	EYE HOOK CLAMP FOR 9M PSC POLE	Pair	14	282.02	3,948.28
9	NFC Suspension Clamp for ABC 50-70 Sqmm	EA	6	165.20	991.20
10	Flat Eye Hook for AB cable	EA	14	88.50	1,239.00
11	NFC Conductor Dead End Clamp suitable for bare messenger XLPE Aerial bunched cable(50-70 sq mm)	EA	8	256.06	2,048.48
12	LT Stay Set (Complete)	Set	4	868.48	3,473.92
13	LT Stay (Guy) Insulator	EA	4	22.42	89.68
14	LT STAY CLAMP TYPE-B(9m PSC 1000mm)	Pair	4	413.00	1,652.00
15	7/12 SWG Stay Wire(2.5mm)-(Heavy)	Kg	32	93.22	2,983.04
16	Earthing Coil	EA	10	193.52	1,935.20
17	No 8 GI wire (0.131 kg/mtr.)	Kg	2.62	87.32	228.78
18	LT Distribution Box Polycarbonate	EA	20	1,085.60	21,712.00
19	NFC IPC Type-B-main 16 to 150 sq.mm & Tap-4 to 50 sq.mm	EA	80	69.41	5,552.61
20	NFC IPC Type-B-main 10 to 95 sq.mm & Tap-1.5 to 10(16) sq.mm	EA	20	43.58	871.55
21	NFC IPC Type-B-main 25 to 150 sq.mm & Tap-25 to 150 sq.mm	EA	24	139.18	3,340.34
22	STEEL STRAP SIZE 20 MMX50 M LONG	ROL	2	1,869.16	3,738.31
23	BUCKLES FOR STEEL STRAP (1 EA = 100 NOS)	EA	1	831.90	831.90
24	Cap cable end for ABC 50SQMM	EA	40	9.76	390.34
25	1.1kV Al 4CX25 Sq.mm Round Armoured Cable -FRLSH	Mtr	20	228.92	4,578.40
26	Gland for 1.1kV Al 4CX25 Sq.mm Double Compression Heavy Duty Ni Plated	EA	20	291.25	5,824.95
27	Lug AL Crimping 25 Sqmm XLPE Single hole	EA	200	7.14	1,427.80
28	GI Nut , Bolt & Washer of different sizes	Kg	11.536	87.32	1,007.32
29	FRP CROSS ARM 1070MM 415V	EA	20	1,158.16	23,163.16
30	1.1kV Al 2CX4 Sq.mm Round Armoured Cable -FRLSH	Mtr	200	63.72	12,744.00
31	1.1kV Al 2CX10 Sq.mm Round Armoured Cable -FRLSH	Mtr	100	101.48	10,148.00
32	1.1kV Al 4CX10 Sq.mm Round Armoured Cable -FRLSH	Mtr	100	120.36	12,036.00
33	Tie Plastic Black size 7.6mmX150mm	Lot	40	29.95	1,197.94
34	Tie Plastic size 9mmX265mm	Lot	60	29.95	1,796.90
35	Black Paint	Ltr	5	251.07	1,255.34
36	Yellow Colour Paint for Background	Ltr	10	251.07	2,510.69
A				**Total Cost of materials**	**4,63,354.15**
B				**Stock, Storage & Insurance i.e 3%**	**13,900.62**
C				**Sub Total C=A+B**	**4,77,254.77**
D				**Contigency @ 3% of C**	**14,317.64**
E				**Tools & Plants @ 2% of C**	**9,545.10**
F				**Transportation @ 7.5% of C**	**35,794.11**
G				**Erection Transformer/Breaker/WPB/H Pole/Joist Poles @ 5%**	**-**
H				**Erection Other @ 10%**	**43,313.58**
I				**Erection PSC Pole @ 20%**	**8,823.80**
J				**Sub Total J=C+D+E+F+G+H+I**	**5,89,049.00**
	Civil & Services				
	Concreting of poles in ratio 1:1.5:3 for 9MTR PSC POLE	EA	10	2,942.12	29,421.16
	Couping of poles in ratio 1:1.5:3 for 9MTR PSC POLE	EA	10	882.63	8,826.35
	Stay concreting in ratio 1:2:4	EA	4	1,534.00	6,136.00
	GIS coordinate mapping, drawing preparation and submission of the same for New/Existing line%_1	EA	1	12,354.60	12,354.60
	Dismantling of PSC pole (9mtr)& return	EA	2	950.00	1,900.00
	Dismant of 34/55mm2 AAA Conductor& retu	Mtr	4120	7.00	28,840.00
K				**Total Civil Part**	**87,478.11**
L				**Sub-Total L =J+K**	**6,76,527.11**
M				**Other Over Head (Including Supervision charges)@ 6% of L**	**-**
N				**Sub-Total N=L+M**	**6,76,527.11**
O				**CESS @ 1% of Sub-Total N**	**6,765.27**
P				**Inspection fees**	**-**
Q				**Drawing approval**	**-**
R				**Sub-Total R=N+O+P+Q**	**6,83,292.38**
S				**Add GST (Exempted) of Sub-Total**	**-**
T				**Grand Total**	**6,83,292.38**

Cost Estimate for Bare to 1.1KV LT AB Cable 4x35+1x35+1x16mm2					
Sl No	**Description of Item**	**Unit**	**Quantity**	**Landed Unit Cost inclusive of GST(In Rs.)**	**Amount(In Rs.)**
1	9 mtr long 300 kg PSC pole	EA	10	4,283.40	42,834.00
2	RCC base Plate	EA	10	426.38	4,263.81
3	1.1KV LT AB Cable 4x35+1x35+1x16mm2	Km	1.03	1,97,060.00	2,02,971.80
4	BOARD DANGER 400/440 VOLT	EA	10.00	212.40	2,124.00
5	Back Clamp (25X3 mm. flat) for danger Plate PSC pole	Kg	6.61	84.96	561.46
6	GI barbed wire(2.50x2.50 mm) anticlimbing device	Kg	30.00	87.32	2,619.60
7	Back Clamp (25X3mm. Flat) for Barbed wire anticlimbing device for PSC Pole	Kg	13.22	84.96	1,122.93
8	EYE HOOK CLAMP FOR 9M PSC POLE	Pair	14	282.02	3,948.28
9	NFC Suspension Clamp for ABC 25-50 Sqmm	EA	6	165.20	991.20
10	Flat Eye Hook for AB cable	EA	14	88.50	1,239.00
11	NFC Conductor Dead End Clamp suitable for bare messenger XLPE Aerial bunched cable(25-35 sq mm)	EA	8	256.06	2,048.48
12	LT Stay Set (Complete)	Set	4	868.48	3,473.92
13	LT Stay (Guy) Insulator	EA	4	22.42	89.68
14	LT STAY CLAMP TYPE-B(9m PSC 1000mm)	Pair	4	413.00	1,652.00
15	7/12 SWG Stay Wire(2.5mm)-(Heavy)	Kg	32	93.22	2,983.04
16	Earthing Coil	EA	10	193.52	1,935.20
17	No 8 GI wire (0.131 kg/mtr.)	Kg	2.62	87.32	228.78
18	LT Distribution Box Polycarbonate	EA	20	1,085.60	21,712.00
19	NFC IPC Type-B-main 16 to 150 sq.mm & Tap-4 to 50 sq.mm	EA	80	69.41	5,552.61
20	NFC IPC Type-B-main 10 to 95 sq.mm & Tap-1.5 to 10(16) sq.mm	EA	20	43.58	871.55
21	NFC IPC Type-B-main 25 to 150 sq.mm & Tap-25 to 150 sq.mm	EA	24	139.18	3,340.34
22	STEEL STRAP SIZE 20 MMX50 M LONG	ROL	2	1,869.16	3,738.31
23	BUCKLES FOR STEEL STRAP (1 EA = 100 NOS)	EA	1	831.90	831.90
24	Cap cable end for ABC 35SQMM	EA	40	11.46	458.31
25	1.1kV Al 4CX25 Sq.mm Round Armoured Cable -FRLSH	Mtr	20	228.92	4,578.40
26	Gland for 1.1kV Al 4CX25 Sq.mm Double Compression Heavy Duty Ni Plated	EA	20	291.25	5,824.95
27	Lug AL Crimping 25 Sqmm XLPE Single hole	EA	200	7.14	1,427.80
28	GI Nut , Bolt & Washer of different sizes	Kg	11.536	87.32	1,007.32
29	FRP CROSS ARM 1070MM 415V	EA	20	1,158.16	23,163.16
30	1.1kV Al 2CX4 Sq.mm Round Armoured Cable -FRLSH	Mtr	200	63.72	12,744.00
31	1.1kV Al 2CX10 Sq.mm Round Armoured Cable -FRLSH	Mtr	100	101.48	10,148.00
32	1.1kV Al 4CX10 Sq.mm Round Armoured Cable -FRLSH	Mtr	100	120.36	12,036.00
33	Tie Plastic Black size 7.6mmX150mm	Lot	40	29.95	1,197.94
34	Tie Plastic size 9mmX265mm	Lot	60	29.95	1,796.90
35	Black Paint	Ltr	5	251.07	1,255.34
36	Yellow Colour Paint for Background	Ltr	10	251.07	2,510.69
A				**Total Cost of materials**	**3,89,282.72**
B				**Stock, Storage & Insurance i.e 3%**	**11,678.48**
C				**Sub Total C=A+B**	**4,00,961.20**
D				**Contigency @ 3% of C**	**12,028.84**
E				**Tools & Plants @ 2% of C**	**8,019.22**
F				**Transportation @ 7.5% of C**	**30,072.09**
G				**Erection Transformer/Breaker/WPB/H Pole/Joist Poles @ 5%**	**-**
H				**Erection Other @ 10%**	**35,684.22**
I				**Erection PSC Pole @ 20%**	**8,823.80**
J				**Sub Total J=C+D+E+F+G+H+I**	**4,95,589.37**
	Civil & Services				
	Concreting of poles in ratio 1:1.5:3 for 9MTR PSC POLE	EA	10	2,942.12	29,421.16
	Couping of poles in ratio 1:1.5:3 for 9MTR PSC POLE	EA	10	882.63	8,826.35
	Stay concreting in ratio 1:2:4	EA	4	1,534.00	6,136.00
	GIS coordinate mapping, drawing preparation and submission of the same for New/Existing line%_1	EA	1	12,354.60	12,354.60
	Dismantling of PSC pole (9mtr)& return	EA	2	950.00	1,900.00
	Dismant of 34/55mm2 AAA Conductor& retu	Mtr	4120	7.00	28,840.00
K				**Total Civil Part**	**87,478.11**
L				**Sub-Total L =J+K**	**5,83,067.48**
M				**Other Over Head (Including Supervision charges)@ 6% of L**	**-**
N				**Sub-Total N=L+M**	**5,83,067.48**
O				**CESS @ 1% of Sub-Total N**	**5,830.67**
P				**Inspection fees**	
Q				**Drawing approval fees**	
R				**Sub-Total R=N+O+P+Q**	**5,88,898.15**
S				**Add GST (Exempted) of Sub-Total**	**-**
T				**Grand Total**	**5,88,898.15**

Cost Estimate for Installation of LT Polycarbonate Box					
Sl No	**Description of Item**	**Unit**	**Quantity**	**Landed Unit Cost inclusive of GST(In Rs.)**	**Amount(In Rs.)**
1	LT Distribution Box Polycarbonate	EA	25	1,085.60	27,140.00
2	NFC IPC Type-B-main 16 to 150 sq.mm & Tap-4 to 50 sq.mm	EA	100	69.41	6,940.76
3	STEEL STRAP SIZE 20 MMX50 M LONG	ROL	1	1,869.16	1,869.16
4	BUCKLES FOR STEEL STRAP (1 EA = 100 NOS)	EA	1	831.90	415.95
5	1.1kV Al 4CX25 Sq.mm Round Armoured Cable -FRLSH	Mtr	50	228.92	11,446.00
6	Gland for 1.1kV Al 4CX25 Sq.mm Double Compression Heavy Duty Ni Plated	EA	50	291.25	14,562.38
7	Lug AL Crimping 25 Sqmm XLPE Single hole	EA	100	7.14	713.90
8	GI Nut , Bolt & Washer of different sizes	Kg	3.75	87.32	327.45
9	FRP CROSS ARM 1070MM 415V	EA	25	1,158.16	28,953.96
10	Earthing Coil	EA	25	193.52	4,838.00
11	No 8 GI wire (0.131 kg/mtr.)	Kg	6.55	87.32	571.95
12	Tie Plastic Black size 7.6mmX150mm	Lot	2	29.95	59.90
13	Tie Plastic size 9mmX265mm	Lot	2	29.95	59.90
A				**Total Cost of materials**	**97,899.29**
B				**Stock, Storage & Insurance i.e 3%**	**2,936.98**
C				**Sub Total C=A+B**	**1,00,836.27**
D				**Contigency @ 3% of C**	**3,025.09**
E				**Tools & Plants @ 2% of C**	**2,016.73**
F				**Transportation @ 7.5% of C**	**7,562.72**
G				**Erection Transformer/Breaker/WPB/H Pole/Joist Poles @ 5%**	
H				**Erection Other @ 10%**	**10,083.63**
I				**Erection PSC Pole @ 20%**	
J				**Sub Total J=C+D+E+F+G+H+I**	**1,23,524.43**
	Civil & Services				
	Couping of poles in ratio 1:1.5:3 for 9MTR PSC POLE	EA	25	882.63	22,065.87
K				**Total Civil Part**	**22,065.87**
L				**Sub-Total L =J+K**	**1,45,590.30**
M				**Other Over Head (Including Supervision charges)@ 6% of L**	**-**
N				**Sub-Total N=L+M**	**1,45,590.30**
O				**CESS @ 1% of Sub-Total N**	**1,455.90**
P				**Inspection fees**	**-**
Q				**Drawing approval**	**-**
R				**Sub-Total R=N+O+P+Q**	**1,47,046.20**
S				**Add GST (Exempted) of Sub-Total**	**-**
T				**Grand Total**	**1,47,046.20**

Cost Estimate for 33kV Line with 13mtr. H-pole and AAAC 232 Sq.mm					
Sl No	**Description of Item**	**Unit**	**Quantity**	**Landed Unit Cost inclusive of GST(In Rs.)**	**Amount(In Rs.)**
1	H TYPE POLE 200X75MM (13 MTR)	EA	29	67,118.40	19,46,433.60
2	Straight Cross Arm Channel 100X50X5mm, each channel length 1.7 Mtr.	Kg	97.51	92.04	8,975.00
3	Straight Cross Arm Top Channel 100X50X5mm,each channel length 0.306 Mtr.	Kg	17.55	92.04	1,615.50
4	Fish Plate 50X6 mm.,each 0.300 mtr. Length	Kg	11.33	84.96	962.43
5	Fish Plate 50X6 mm.,each 0.400 mtr. Length	Kg	3.78	84.96	320.81
6	Danger Plate, 33kV	EA	29	212.40	6,159.60
7	Back Clamp (25X3 mm. flat) for danger Plate H-pole	Kg	19.16	84.96	1,628.25
8	GI barbed wire(2.50x2.50 mm) anticlimbing device	Kg	87	87.32	7,596.84
9	Back Clamp (25X3mm. Flat) for Barbed wire anticlimbing device for H-Pole	Kg	38.33	84.96	3,256.50
10	33kV,10kN pin insulator polymer	EA	86	469.64	40,389.04
11	H.T. CROSS ARM 'V SHAPE FOR 33KV(Gl)-20Kg	EA	27	2,007.18	54,193.86
12	GI Back Clamp for 33kV 'V' Cros Arm WPB Pole-50X8	EA	27	165.20	4,460.40
13	Top Channel 100X50X5mm, each channel length 3.0 Mtr	Kg	774.36	92.04	71,272.09
14	Disc Insulator Hardware Fittings (90KN) B&S,4 Bolt	Set	12	744.58	8,934.96
15	33KV Polymeric Disc Insulator 90KN B&S	EA	12	341.02	4,092.24
16	Earthing Coil	EA	29	193.52	5,612.08
17	No 8 GI wire (0.131 kg/mtr.)	Kg	7.60	87.32	663.46
18	WEDGE CONNECTOR '.'FIRE" FOR 232SQMM CONDUCTOR	EA	12	392.94	4,715.28
19	GI Nut , Bolt & Washer of different sizes	Kg	46.0	87.32	4,020.91
20	POLE CLAMP FOR STAY SET	Pair	4	306.80	1,227.20
21	H.T 33kV Stay set (Complete)	Set	4	1,692.12	6,768.48
22	HT stay (Guy) insulator	EA	8	102.66	821.28
23	7/8 SWG Stay Wire(4mm)-(Heavy)	Kg	60	88.50	5,310.00
24	AAA conductor,232 mm2	KM	3.09	2,14,347.00	6,62,332.23
25	Black Paint	Ltr	14.5	251.07	3,640.49
26	Yellow Colour Paint for Background	Ltr	29	251.07	7,280.99
A				**Total Cost of materials**	**28,62,683.52**
B				**Stock, Storage & Insurance i.e 3%**	**85,880.51**
C				**Sub Total C=A+B**	**29,48,564.03**
D				**Contigency @ 3% of C**	**88,456.92**
E				**Tools & Plants @ 2% of C**	**58,971.28**
F				**Transportation @ 7.5% of C**	**2,21,142.30**
G				**Erection Transformer/Breaker/WPB/H Pole/Joist Poles @ 5%**	**1,00,241.33**
H				**Erection Other @ 10%**	**94,373.74**
I				**Erection PSC Pole @ 20%**	
J				**Sub Total J=C+D+E+F+G+H+I**	**35,11,749.61**
	Civil & Services				
	Concreting of poles in ratio 1:1.5:3 for 13MTR POLE	EA	29	4,315.10	1,25,138.01
	Couping of poles in ratio 1:1.5:3 for 13MTR POLE	EA	29	882.63	25,596.41
	Stay concreting in ratio 1:2:4	EA	4	1,534.00	6,136.00
	GIS coordinate mapping, drawing preparation and submission of the same for New/Existing line%_1	EA	1	12,354.60	12,354.60
K				**Total Civil Part**	**1,69,225.02**
L				**Sub-Total L =J+K**	**36,80,974.62**
M				**Other Over Head (Including Supervision charges)@ 6% of L**	**-**
N				**Sub-Total N=L+M**	**36,80,974.62**
O				**CESS @ 1% of Sub-Total N**	**36,809.75**
P				**Inspection fees**	**1,500.00**
Q				**Drawing approval**	**750.00**
R				**Sub-Total R=N+O+P+Q**	**37,20,034.37**
S				**Add GST (Exempted) of Sub-Total**	**-**
T				**Grand Total**	**37,20,034.37**

Cost Estimate for 33kV Line with 13mtr. WPB-pole and AAAC 232 Sq.mm

Sl No	Description of Item	Unit	Quantity	Landed Unit Cost inclusive of GST(In Rs.)	Amount(In Rs.)
1	WPB 160x152 (30.44KG/Mtr.),13 mtr- with base plate 300x300x12	EA	29	37,890.20	10,98,815.83
2	Top Channel 100X50X5mm,each channel length 3.25 Mtr	Kg	62.14	92.04	5,719.37
3	Double Pole Bracing Channel 75X40X4.8mm,each channel length 1.66 Mtr	Kg	59.26	92.04	5,454.47
4	50X50X6mm.GI Bracing Angle, each angle length 2.671 Mtr	Kg	48.08	92.04	4,425.10
5	Straight Cross Arm Channel 100X50X5mm, each channel length 1.7 Mtr.	Kg	97.51	92.04	8,975.00
6	Straight Cross Arm Top Channel 100X50X5mm,each channel length 0.306 Mtr.	Kg	17.55	92.04	1,615.50
7	Fish Plate 50X6 mm.,each 0.280 mtr. Length	Kg	14.54	84.96	1,235.11
8	Danger Plate, 33kV	EA	29	212.40	6,159.60
9	Back Clamp (25X3 mm. flat) for danger Plate WPB pole	Kg	19.16	84.96	1,628.25
10	GI barbed wire(2.50x2.50 mm) anticlimbing device	Kg	87	87.32	7,596.84
11	Back Clamp (25X3mm. Flat) for Barbed wire anticlimbing device for WPB Pole	Kg	38.33	84.96	3,256.50
12	33kV,10kN pin insulator polymer	EA	83	469.64	38,980.12
13	H.T. CROSS ARM 'V SHAPE FOR 33KV(Gl)-20Kg	EA	25	2,007.18	50,179.50
14	GI Back Clamp for 33kV 'V' Cros Arm WPB Pole-50X8	EA	25	165.20	4,130.00
15	33KV Pole top Bracket	EA	25	95.58	2,389.50
16	Disc Insulator Hardware Fittings (90KN) B&S,4 Bolt	Set	18	744.58	13,402.44
17	33KV Polymeric Disc Insulator 90KN B&S	EA	18	341.02	6,138.36
18	Earthing Coil	EA	29	193.52	5,612.08
19	No 8 GI wire (0.131 kg/mtr.)	Kg	7.60	87.32	663.46
20	WEDGE CONNECTOR '.'FIRE" FOR 232SQMM CONDUCTOR	EA	6	392.94	2,357.64
21	GI Nut , Bolt & Washer of different sizes	Kg	63.2	87.32	5,522.38
22	HT Stay Clamp Type-A for WPB Pole	Pair	7	306.80	2,147.60
23	HT Stay Clamp Type-B for WPB Pole	Pair	1	306.80	306.80
24	H.T 33kV Stay set (Complete)	Set	8	1,692.12	13,536.96
25	HT stay (Guy) insulator	EA	16	102.66	1,642.56
26	7/8 SWG Stay Wire(4mm)-(Heavy)	Kg	120	88.50	10,620.00
27	40mm nominal bore GI pipe (Heavy gauge) earthing device with 3 mtr .Long	EA	1	1,534.00	1,534.00
28	AAA conductor,232 mm2	KM	3.09	2,14,347.00	6,62,332.23
29	GI Flat 50X6 mm(2.36kg/mtr)	Kg	8.00	84.96	679.68
30	Black Paint	Ltr	14.5	251.07	3,640.49
31	Yellow Colour Paint for Background	Ltr	29	251.07	7,280.99
A				**Total Cost of materials**	**19,77,978.37**
B				**Stock, Storage & Insurance i.e 3%**	**59,339.35**
C				**Sub Total C=A+B**	**20,37,317.72**
D				**Contigency @ 3% of C**	**61,119.53**
E				**Tools & Plants @ 2% of C**	**40,746.35**
F				**Transportation @ 7.5% of C**	**1,52,798.83**
G				**Erection Transformer/Breaker/WPB/H Pole/Joist Poles @ 5%**	**56,589.02**
H				**Erection Other @ 10%**	**90,553.74**
I				**Erection PSC Pole @ 20%**	
J				**Sub Total J=C+D+E+F+G+H+I**	**24,39,125.19**
	Civil & Services				
	Concreting of poles in ratio 1:1.5:3 for 13MTR POLE	EA	29	4,315.10	1,25,138.01
	Couping of poles in ratio 1:1.5:3 for 13MTR POLE	EA	29	882.63	25,596.41
	Stay concreting in ratio 1:2:4	EA	8	1,534.00	12,272.00
	Construction of Earthing Chamber (Size: 2'X2') and RCC Slab cover as per specification including supply of material%_1	EA	1	4,130.00	4,130.00
	GIS coordinate mapping, drawing preparation and submission of the same for New/Existing line%_1	EA	1	12,354.60	12,354.60
K				**Total Civil Part**	**1,79,491.02**
L				**Sub-Total L =J+K**	**26,18,616.21**
M				**Other Over Head (Including Supervision charges)@ 6% of L**	**-**
N				**Sub-Total N=L+M**	**26,18,616.21**
O				**CESS @ 1% of Sub-Total N**	**26,186.16**
P				**Inspection fees**	**1,500.00**
Q				**Drawing approval**	**750.00**
R				**Sub-Total R=N+O+P+Q**	**26,47,052.37**
S				**Add GST (Exempted) of Sub-Total**	**-**
T				**Grand Total**	**26,47,052.37**

Cost Estimate for 33kV Line with 13mtr. H-pole and AAAC 148 Sq.mm					
Sl No	**Description of Item**	**Unit**	**Quantity**	**Landed Unit Cost inclusive of GST(In Rs.)**	**Amount(In Rs.)**
1	H TYPE POLE 200X75MM (13 MTR)	EA	25	67,118.40	16,77,960.00
2	Straight Cross Arm Channel 100X50X5mm, each channel length 1.7 Mtr.	Kg	97.51	92.04	8,975.00
3	Straight Cross Arm Top Channel 100X50X5mm,each channel length 0.306 Mtr.	Kg	17.55	92.04	1,615.50
4	Fish Plate 50X6 mm.,each 0.300 mtr. Length	Kg	11.33	84.96	962.43
5	Fish Plate 50X6 mm.,each 0.400 mtr. Length	Kg	3.78	84.96	320.81
6	Danger Plate, 33kV	EA	25	212.40	5,310.00
7	Back Clamp (25X3 mm. flat) for danger Plate H-pole	Kg	16.52	84.96	1,403.66
8	GI barbed wire(2.50x2.50 mm) anticlimbing device	Kg	75	87.32	6,549.00
9	Back Clamp (25X3mm. Flat) for Barbed wire anticlimbing device for H-Pole	Kg	33.04	84.96	2,807.32
10	33kV,10kN pin insulator polymer	EA	74	469.64	34,753.36
11	H.T. CROSS ARM 'V SHAPE FOR 33KV(Gl)-20Kg	EA	23	2,007.18	46,165.14
12	GI Back Clamp for 33kV 'V' Cros Arm WPB Pole-50X8	EA	23	165.20	3,799.60
13	Top Channel 100X50X5mm, each channel length 3.0 Mtr	Kg	659.64	92.04	60,713.27
14	Disc Insulator Hardware Fittings (90KN) B&S,4 Bolt	Set	12	744.58	8,934.96
15	33KV Polymeric Disc Insulator 90KN B&S	EA	12	341.02	4,092.24
16	Earthing Coil	EA	25	193.52	4,838.00
17	No 8 GI wire (0.131 kg/mtr.)	Kg	6.55	87.32	571.95
18	WEDGE CONNECTOR '.'FIRE" FOR 148SQMM CONDUCTOR	EA	12	304.44	3,653.28
19	GI Nut , Bolt & Washer of different sizes	Kg	40.7	87.32	3,553.57
20	POLE CLAMP FOR STAY SET	Pair	4	306.80	1,227.20
21	H.T 33kV Stay set (Complete)	Set	4	1,692.12	6,768.48
22	HT stay (Guy) insulator	EA	8	102.66	821.28
23	7/8 SWG Stay Wire(4mm)-(Heavy)	Kg	60	88.50	5,310.00
24	AAA conductor,148 mm2	KM	3.09	1,37,304.80	4,24,271.83
25	Black Paint	Ltr	12.5	251.07	3,138.36
26	Yellow Colour Paint for Background	Ltr	25	251.07	6,276.72
A				**Total Cost of materials**	**23,24,792.96**
B				**Stock, Storage & Insurance i.e 3%**	**69,743.79**
C				**Sub Total C=A+B**	**23,94,536.75**
D				**Contigency @ 3% of C**	**71,836.10**
E				**Tools & Plants @ 2% of C**	**47,890.73**
F				**Transportation @ 7.5% of C**	**1,79,590.26**
G				**Erection Transformer/Breaker/WPB/H Pole/Joist Poles @ 5%**	**86,414.94**
H				**Erection Other @ 10%**	**66,623.79**
I				**Erection PSC Pole @ 20%**	
J				**Sub Total J=C+D+E+F+G+H+I**	**28,46,892.58**
	Civil & Services				
	Concreting of poles in ratio 1:1.5:3 for 13MTR POLE	EA	25	4,315.10	1,07,877.59
	Couping of poles in ratio 1:1.5:3 for 13MTR POLE	EA	25	882.63	22,065.87
	Stay concreting in ratio 1:2:4	EA	4	1,534.00	6,136.00
	GIS coordinate mapping, drawing preparation and submission of the same for New/Existing line%_1	EA	1	12,354.60	12,354.60
K				**Total Civil Part**	**1,48,434.06**
L				**Sub-Total L =J+K**	**29,95,326.64**
M				**Other Over Head (Including Supervision charges)@ 6% of L**	**-**
N				**Sub-Total N=L+M**	**29,95,326.64**
O				**CESS @ 1% of Sub-Total N**	**29,953.27**
P				**Inspection fees**	**1,500.00**
Q				**Drawing approval**	**750.00**
R				**Sub-Total R=N+O+P+Q**	**30,27,529.90**
S				**Add GST (Exempted) of Sub-Total**	**-**
T				**Grand Total**	**30,27,529.90**

Cost Estimate for 33kV Line with 13mtr. WPB-pole and AAAC 148 Sq.mm					
Sl No	**Description of Item**	**Unit**	**Quantity**	**Landed Unit Cost inclusive of GST(In Rs.)**	**Amount(In Rs.)**
1	WPB 160x152 (30.44KG/Mtr.),13 mtr- with base plate 300x300x12	EA	20	37,890.20	7,57,804.02
2	Top Channel 100X50X5mm,each channel length 3.25 Mtr	Kg	62.14	92.04	5,719.37
3	Double Pole Bracing Channel 75X40X4.8mm,each channel length 1.66 Mtr	Kg	59.26	92.04	5,454.47
4	50X50X6mm.GI Bracing Angle, each angle length 2.671 Mtr	Kg	48.08	92.04	4,425.10
5	Straight Cross Arm Channel 100X50X5mm, each channel length 1.7 Mtr.	Kg	97.51	92.04	8,975.00
6	Straight Cross Arm Top Channel 100X50X5mm,each channel length 0.306 Mtr.	Kg	17.55	92.04	1,615.50
7	Fish Plate 50X6 mm.,each 0.280 mtr. Length	Kg	14.54	84.96	1,235.11
8	Danger Plate, 33kV	EA	20	212.40	4,248.00
9	Back Clamp (25X3 mm. flat) for danger Plate WPB pole	Kg	13.22	84.96	1,122.93
10	GI barbed wire(2.50x2.50 mm) anticlimbing device	Kg	60	87.32	5,239.20
11	Back Clamp (25X3mm. Flat) for Barbed wire anticlimbing device for WPB Pole	Kg	26.43	84.96	2,245.86
12	33kV,10kN pin insulator polymer	EA	56	469.64	26,299.84
13	H.T. CROSS ARM 'V SHAPE FOR 33KV(Gl)-20Kg	EA	16	2,007.18	32,114.88
14	GI Back Clamp for 33kV 'V' Cros Arm WPB Pole-50X8	EA	16	165.20	2,643.20
15	33KV Pole top Bracket	EA	16	95.58	1,529.28
16	Disc Insulator Hardware Fittings (90KN) B&S,4 Bolt	Set	18	744.58	13,402.44
17	33KV Polymeric Disc Insulator 90KN B&S	EA	18	341.02	6,138.36
18	Earthing Coil	EA	20	193.52	3,870.40
19	No 8 GI wire (0.131 kg/mtr.)	Kg	5.24	87.32	457.56
20	WEDGE CONNECTOR '.'FIRE" FOR 148SQMM CONDUCTOR	EA	6	304.44	1,826.64
21	GI Nut , Bolt & Washer of different sizes	Kg	50.2	87.32	4,386.78
22	HT Stay Clamp Type-A for WPB Pole	Pair	7	306.80	2,147.60
23	HT Stay Clamp Type-B for WPB Pole	Pair	1	306.80	306.80
24	H.T 33kV Stay set (Complete)	Set	8	1,692.12	13,536.96
25	HT stay (Guy) insulator	EA	16	102.66	1,642.56
26	7/8 SWG Stay Wire(4mm)-(Heavy)	Kg	120	88.50	10,620.00
27	40mm nominal bore GI pipe (Heavy gauge) earthing device with 3 mtr .Long	EA	1	1,534.00	1,534.00
28	AAA conductor,148 mm2	KM	3.09	1,37,304.80	4,24,271.83
29	GI Flat 50X6 mm(2.36kg/mtr)	Kg	8.00	84.96	679.68
30	Black Paint	Ltr	10	251.07	2,510.69
31	Yellow Colour Paint for Background	Ltr	20	251.07	5,021.37
A				**Total Cost of materials**	**13,53,025.44**
B				**Stock, Storage & Insurance i.e 3%**	**40,590.76**
C				**Sub Total C=A+B**	**13,93,616.20**
D				**Contigency @ 3% of C**	**41,808.49**
E				**Tools & Plants @ 2% of C**	**27,872.32**
F				**Transportation @ 7.5% of C**	**1,04,521.22**
G				**Erection Transformer/Breaker/WPB/H Pole/Joist Poles @ 5%**	**39,026.91**
H				**Erection Other @ 10%**	**61,307.81**
I				**Erection PSC Pole @ 20%**	
J				**Sub Total J=C+D+E+F+G+H+I**	**16,68,152.94**
	Civil & Services				
	Concreting of poles in ratio 1:1.5:3 for 13MTR POLE	EA	20	4,315.10	86,302.07
	Couping of poles in ratio 1:1.5:3 for 13MTR POLE	EA	20	882.63	17,652.70
	Stay concreting in ratio 1:2:4	EA	8	1,534.00	12,272.00
	Construction of Earthing Chamber (Size: 2'X2') and RCC Slab cover as per specification including supply of material%_1	EA	1	4,130.00	4,130.00
	GIS coordinate mapping, drawing preparation and submission of the same for New/Existing line%_1	EA	1	12,354.60	12,354.60
K				**Total Civil Part**	**1,32,711.37**
L				**Sub-Total L =J+K**	**18,00,864.31**
M				**Other Over Head (Including Supervision charges)@ 6% of L**	**-**
N				**Sub-Total N=L+M**	**18,00,864.31**
O				**CESS @ 1% of Sub-Total N**	**18,008.64**
P				**Inspection fees**	**1,500.00**
Q				**Drawing approval**	**750.00**
R				**Sub-Total R=N+O+P+Q**	**18,21,122.96**
S				**Add GST (Exempted) of Sub-Total**	**-**
T				**Grand Total**	**18,21,122.96**

Cost Estimate for 33kV Line with 13mtr. WPB-pole and Insulated XLPE 148 Sq.mm					
Sl No	**Description of Item**	**Unit**	**Quantity**	**Landed Unit Cost inclusive of GST(In Rs.)**	**Amount(In Rs.)**
1	WPB 160x152 (30.44KG/Mtr.),13 mtr- with base plate 300x300x12	EA	20	37,890.20	7,57,804.02
2	Top Channel 100X50X5mm,each channel length 3.25 Mtr	Kg	62.14	92.04	5,719.37
3	Double Pole Bracing Channel 75X40X4.8mm,each channel length 1.66 Mtr	Kg	59.26	92.04	5,454.47
4	50X50X6mm.GI Bracing Angle, each angle length 2.671 Mtr	Kg	48.08	92.04	4,425.10
5	Straight Cross Arm Channel 100X50X5mm, each channel length 1.2 Mtr	Kg	68.83	92.04	6,335.30
6	Straight Cross Arm Top Channel 100X50X5mm,each channel length 0.306 Mtr.	Kg	17.55	92.04	1,615.50
7	Fish Plate 50X6 mm.,each 0.280 mtr. Length	Kg	14.54	84.96	1,235.11
8	Danger Plate, 11kV	EA	20	212.40	4,248.00
9	Back Clamp (25X3 mm. flat) for danger Plate WPB pole	Kg	13.22	84.96	1,122.93
10	GI barbed wire(2.50x2.50 mm) anticlimbing device	Kg	60	87.32	5,239.20
11	Back Clamp (25X3mm. Flat) for Barbed wire anticlimbing device for WPB Pole	Kg	26.43	84.96	2,245.86
12	33kV,10kN pin insulator polymer	EA	51	469.64	23,951.64
13	H.T. CROSS ARM 'V SHAPE FOR 33KV(Gl)-20Kg	EA	16	2,007.18	32,114.88
14	GI Back Clamp for 33kV 'V' Cros Arm WPB Pole-50X8	EA	16	165.20	2,643.20
15	CLAMP F TYPE GI FOR 33KV	EA	16	286.74	4,587.84
16	Tension Assembly Wedge Type with Anchoring Clamp for 33 kV 148 Sq.mm covered conductor	EA	18	1,180.00	21,240.00
17	33KV Polymeric Disc Insulator 90KN B&S	EA	18	341.02	6,138.36
18	Earthing Coil	EA	20	193.52	3,870.40
19	No 8 GI wire (0.131 kg/mtr.)	Kg	5.24	87.32	457.56
20	IPC for 33kV 148sqmm Covered Conductor	EA	18	1,062.00	19,116.00
21	MIDSPAN JOINT 33KV COVERED CONDUCTOR 148SQMM	EA	6	885.00	5,310.00
22	JT KIT END TERM. For 33KV 148 SQMM Covered Conductor	EA	6	1,885.64	11,313.84
23	TIE INSULATED HELICAL F/33KV INSL. COND.	EA	57	141.60	8,071.20
24	GI Nut , Bolt & Washer of different sizes	Kg	60.0	87.32	5,239.20
25	HT Stay Clamp Type-A for WPB Pole	Pair	7	306.80	2,147.60
26	HT Stay Clamp Type-B for WPB Pole	Pair	1	306.80	306.80
27	H.T 33kV Stay set (Complete)	Set	8	1,692.12	13,536.96
28	HT stay (Guy) insulator	EA	16	102.66	1,642.56
29	7/8 SWG Stay Wire(4mm)-(Heavy)	Kg	120	88.50	10,620.00
30	40mm nominal bore GI pipe (Heavy gauge) earthing device with 3 mtr .Long	EA	2	1,534.00	3,068.00
31	33kV 148sqmm XLPE Covered Conductor	Mtr	3090.00	285.56	8,82,380.40
32	GI Flat 50X6 mm(2.36kg/mtr)	Kg	117	84.96	9,971.50
33	Black Paint	Ltr	10	251.07	2,510.69
34	Yellow Colour Paint for Background	Ltr	20	251.07	5,021.37
A				**Total Cost of materials**	**18,70,704.86**
B				**Stock, Storage & Insurance i.e 3%**	**56,121.15**
C				**Sub Total C=A+B**	**19,26,826.01**
D				**Contigency @ 3% of C**	**57,804.78**
E				**Tools & Plants @ 2% of C**	**38,536.52**
F				**Transportation @ 7.5% of C**	**1,44,511.95**
G				**Erection Transformer/Breaker/WPB/H Pole/Joist Poles @ 5%**	**39,026.91**
H				**Erection Other @ 10%**	**1,14,628.79**
I				**Erection PSC Pole @ 20%**	
J				**Sub Total J=C+D+E+F+G+H+I**	**23,21,334.95**
	Civil & Services				
	Concreting of poles in ratio 1:1.5:3 for 13MTR POLE	EA	20	4,315.10	86,302.07
	Couping of poles in ratio 1:1.5:3 for 13MTR POLE	EA	20	882.63	17,652.70
	Stay concreting in ratio 1:2:4	EA	8	1,534.00	12,272.00
	Construction of Earthing Chamber (Size: 2'X2') and RCC Slab cover as per specification including supply of material%_1	EA	2	4,130.00	8,260.00
	GIS coordinate mapping, drawing preparation and submission of the same for New/Existing line%_1	EA	1	12,354.60	12,354.60
K				**Total Civil Part**	**1,36,841.37**
L				**Sub-Total L =J+K**	**24,58,176.32**
M				**Other Over Head (Including Supervision charges)@ 6% of L**	**-**
N				**Sub-Total N=L+M**	**24,58,176.32**
O				**CESS @ 1% of Sub-Total N**	**24,581.76**
P				**Inspection fees**	**1,500.00**
Q				**Drawing approval**	**750.00**
R				**Sub-Total R=N+O+P+Q**	**24,85,008.08**
S				**Add GST (Exempted) of Sub-Total**	**-**
T				**Grand Total**	**24,85,008.08**

Cost Estimate for Under-Ground Cabling 33KV,3CX400 Sq.mm by HDD Method

Sl No	Description of Item	Unit	Quantity	Landed Unit Cost inclusive of GST(In Rs.)	Amount(In Rs.)
1	33kV AL 3CX400 Sqmm XLPE Cable armoured-FRLSH	Mtr	1020	3,734.70	38,09,394.00
2	Heat shrinkable jointing kit for 3Cx400 mm² 33KV XLPE Cable(outdoor type)	EA	2	14,042.00	28,084.00
3	Heat shrinkable jointing kit for 3Cx400 mm² 33KV XLPE Cable(Straight type)	EA	3	30,597.40	91,792.20
4	PIPE HDPE 200 MM DIA PN8 PE 80	Mtr	1020	958.16	9,77,323.20
A				**Total Cost of materials**	**49,06,593.40**
B				**Stock, Storage & Insurance i.e 3%**	**1,47,197.80**
C				**Sub Total C=A+B**	**50,53,791.20**
D				**Contigency @ 3% of C**	**1,51,613.74**
E				**Tools & Plants @ 2% of C**	**1,01,075.82**
F				**Transportation @ 7.5% of C**	**3,79,034.34**
G				**Erection Transformer/Breaker/WPB/H Pole/Joist Poles @ 5%**	
H				**Erection Other @ 10%**	**12,347.25**
I				**Erection PSC Pole @ 20%**	
J				**Sub Total J=C+D+E+F+G+H+I**	**56,97,862.35**
	Civil & Services				
	LAY CBL XLPE 33KV TREN/PIPE	Mtr	1020	135.70	1,38,414.00
	Trenchless Duct UPTO 200mm dia	Mtr	1020	1,867.26	19,04,600.71
	Supply and Install of cable Route marker	EA	33	1,221.50	40,309.52
	Cable looping chamber with Brick wall including cement concreting looping chamber with Brick wall including cement concreting RCC Cover	LUM	3	44,520.02	1,33,560.06
	GIS coordinate mapping, drawing preparation and submission of the same for New/Existing line%_1	EA	1	12,354.60	12,354.60
K				**Total Civil Part**	**22,29,238.89**
L				**Sub-Total L =J+K**	**79,27,101.24**
M				**Other Over Head (Including Supervision charges)@ 6% of L**	**-**
N				**Sub-Total N=L+M**	**79,27,101.24**
O				**CESS @ 1% of Sub-Total N**	**79,271.01**
P				**Inspection fees**	**3,000.00**
Q				**Drawing approval**	**750.00**
R				**Sub-Total R=N+O+P+Q**	**80,10,122.25**
S				**Add GST (Exempted) of Sub-Total**	**-**
T				**Grand Total**	**80,10,122.25**

Cost Estimate for Under-Ground Cabling 11KV,3CX400 Sq.mm by HDD Method

Sl No	Description of Item	Unit	Quantity	Landed Unit Cost inclusive of GST(In Rs.)	Amount(In Rs.)
1	11kV AL 3CX400 Sqmm XLPE Cable armoured-FRLSH	Mtr	1020	2,802.50	28,58,550.00
2	Heat shrinkable jointing kit for 3Cx400 mm² 11KV XLPE Cable(outdoor type)	EA	2	3,422.00	6,844.00
3	Heat shrinkable jointing kit for 3Cx400 mm² 11KV XLPE Cable(Straight type)	EA	3	18,821.00	56,463.00
4	PIPE HDPE 200 MM DIA PN8 PE 80	Mtr	1020	958.16	9,77,323.20
A				**Total Cost of materials**	**38,99,180.20**
B				**Stock, Storage & Insurance i.e 3%**	**1,16,975.41**
C				**Sub Total C=A+B**	**40,16,155.61**
D				**Contigency @ 3% of C**	**1,20,484.67**
E				**Tools & Plants @ 2% of C**	**80,323.11**
F				**Transportation @ 7.5% of C**	**3,01,211.67**
G				**Erection Transformer/Breaker/WPB/H Pole/Joist Poles @ 5%**	
H				**Erection Other @ 10%**	**6,520.62**
I				**Erection PSC Pole @ 20%**	
J				**Sub Total J=C+D+E+F+G+H+I**	**45,24,695.68**
	Civil & Services				
	LAY CBL PWR XLPE 11KV TREN/PIPE	Mtr	1020	129.80	1,32,396.00
	Trenchless Duct UPTO 200mm dia	Mtr	1020	1,867.26	19,04,600.71
	Supply and Install of cable Route marker	EA	33	1,221.50	40,309.52
	Cable looping chamber with Brick wall including cement concreting looping chamber with Brick wall including cement concreting RCC Cover	LUM	3	44,520.02	1,33,560.06
	GIS coordinate mapping, drawing preparation and submission of the same for New/Existing line%_1	EA	1	12,354.60	12,354.60
K				**Total Civil Part**	**22,23,220.89**
L				**Sub-Total L =J+K**	**67,47,916.57**
M				**Other Over Head (Including Supervision charges)@ 6% of L**	**-**
N				**Sub-Total N=L+M**	**67,47,916.57**
O				**CESS @ 1% of Sub-Total N**	**67,479.17**
P				**Inspection fees**	**375.00**
Q				**Drawing approval**	**750.00**
R				**Sub-Total R=N+O+P+Q**	**68,16,520.73**
S				**Add GST (Exempted) of Sub-Total**	**-**
T				**Grand Total**	**68,16,520.73**

Cost Estimate for Installation of 33kV Non-Motorized Isolator with 13mtr. WPB-pole					
Sl No	**Description of Item**	**Unit**	**Quantity**	**Landed Unit Cost inclusive of GST(In Rs.)**	**Amount(In Rs.)**
1	WPB 160x152 (30.44KG/Mtr.),13 mtr- with base plate 300x300x12	EA	2	37,890.20	75,780.40
2	Top Channel 100X50X5mm, each channel length 4.3 Mtr	Kg	82.22	92.04	7,567.16
3	Double Pole Belting Channel 75X40X4.8mm., each channel length 4.3 Mtr	Kg	153.51	92.04	14,129.06
4	50X50X6mm.GI Bracing Angle, each angle length 4.927 Mtr	Kg	88.69	92.04	8,162.66
5	Mounting Channel 100X50X5mm GI channel 4.3 Mtr long	Kg	82.22	92.04	7,567.16
6	Isolator Support Side Channel 100X50X5mm, each channel length 0.5 Mtr	Kg	9.56	92.04	879.90
7	Down Pipe Base Support Angle 50X50X6mm, each angle length 0.34 Mtr	Kg	1.53	92.04	140.82
8	Channel Support for down Pipe 75X40X4.8mm., each channel length 0.750 Mtr	Kg	11.42	92.04	1,051.46
9	Down Pipe Diagonal Support Angle 50X50X6mm, each angle length 0.388 Mtr	Kg	1.75	92.04	160.70
10	Fish Plate 50X6 mm.,each 0.280 mtr. Length	Kg	10.57	84.96	898.27
11	Danger Plate, 33kV	EA	2	212.40	424.80
12	Back Clamp (25X3 mm. flat) for danger Plate WPB pole	Kg	1.32	84.96	112.29
13	GI barbed wire(2.50x2.50 mm) anticlimbing device	Kg	6	87.32	523.92
14	Back Clamp (25X3mm. Flat) for Barbed wire anticlimbing device for WPB Pole	Kg	2.64	84.96	224.59
15	33kV,10kN pin insulator polymer	EA	6	469.64	2,817.84
16	Disc Insulator Hardware Fittings (90KN) B&S,4 Bolt	Set	6	744.58	4,467.48
17	33KV Polymeric Disc Insulator 90KN B&S	EA	6	341.02	2,046.12
18	Earthing Coil	EA	2	193.52	387.04
19	No 8 GI wire (0.131 kg/mtr.)	Kg	0.52	87.32	45.76
20	WEDGE CONNECTOR '.'FIRE" FOR 148SQMM CONDUCTOR	EA	6	304.44	1,826.64
21	33KV 1250A without earth switch GI Box (Porcelain)-Non-Motorized	EA	1	73,036.10	73,036.10
22	30KV, 10 KA (Station Class, CL-II) without Surge Counter	EA	3	5,242.74	15,728.22
23	GI Nut , Bolt & Washer of different sizes	Kg	52.1	87.32	4,551.47
24	HT Stay Clamp Type-A for WPB Pole	Pair	2	306.80	613.60
25	HT Stay Clamp Type-B for WPB Pole	Pair	2	306.80	613.60
26	H.T 33kV Stay set (Complete)	Set	4	1,692.12	6,768.48
27	HT stay (Guy) insulator	EA	8	102.66	821.28
28	7/8 SWG Stay Wire(4mm)-(Heavy)	Kg	60	88.50	5,310.00
29	40mm nominal bore GI pipe (Heavy gauge) earthing device with 3 mtr .Long	EA	3	1,534.00	4,602.00
30	GI Flat 50X6 mm(2.36kg/mtr)	Kg	77.88	84.96	6,616.68
31	Black Paint	Ltr	1	251.07	251.07
32	Yellow Colour Paint for Background	Ltr	2	251.07	502.14
A				**Total Cost of materials**	**2,48,628.71**
B				**Stock, Storage & Insurance i.e 3%**	**7,458.86**
C				**Sub Total C=A+B**	**2,56,087.57**
D				**Contigency @ 3% of C**	**7,682.63**
E				**Tools & Plants @ 2% of C**	**5,121.75**
F				**Transportation @ 7.5% of C**	**19,206.57**
G				**Erection Transformer/Breaker/WPB/H Pole/Joist Poles @ 5%**	**3,902.69**
H				**Erection Other @ 10%**	**17,803.38**
I				**Erection PSC Pole @ 20%**	
J				**Sub Total J=C+D+E+F+G+H+I**	**3,09,804.59**
	Civil & Services				
	Concreting of poles in ratio 1:1.5:3 for 13MTR POLE	EA	2	4,315.10	8,630.21
	Couping of poles in ratio 1:1.5:3 for 13MTR POLE	EA	2	882.63	1,765.27
	Stay concreting in ratio 1:2:4	EA	4	1,534.00	6,136.00
	Construction of Earthing Chamber (Size: 2'X2') and RCC Slab cover as per specification including supply of material1%_1	EA	3	4,130.00	12,390.00
	GIS coordinate mapping, drawing preparation and submission of the same for DTR,ABS,ARC,Sectionalizer,RMU etc%_1	EA	1	1,180.00	1,180.00
K				**Total Civil Part**	**30,101.48**
L				**Sub-Total L =J+K**	**3,39,906.06**
M				**Other Over Head (Including Supervision charges)@ 6% of L**	**-**
N				**Sub-Total N=L+M**	**3,39,906.06**
O				**CESS @ 1% of Sub-Total N**	**3,399.06**
P				**Inspection Fees**	
Q				**Drawing Approval**	**750.00**
R				**Sub-Total R=N+O+P+Q**	**3,44,055.12**
S				**Add GST (Exempted) of Sub-Total**	**-**
T				**Grand Total**	**3,44,055.12**

Cost Estimate for 11kV Line with 11mtr. WPB-pole and AAAC 100 Sq.mm					
Sl No	**Description of Item**	**Unit**	**Quantity**	**Landed Unit Cost inclusive of GST(In Rs.)**	**Amount(In Rs.)**
1	WPB 160x152 (30.44KG/Mtr.),11 mtr- with base plate 300x300x12	EA	20	32,214.97	6,44,299.35
2	Top Channel 100X50X5mm, each channel length 3.0 Mtr	Kg	57.36	92.04	5,279.41
3	Double Pole Belting Channel 75X40X4.8mm.,each channel length 3.0 Mtr	Kg	107.10	92.04	9,857.48
4	50X50X6mm.GI Bracing Angle, 4.5Kg./mtr., each angle length 3.512 mtr.	Kg	63.22	92.04	5,818.40
5	Straight Cross Arm Channel 100X50X5mm, each channel length 1.2 Mtr	Kg	68.83	92.04	6,335.30
6	Straight Cross Arm Top Channel 100X50X5mm,each channel length 0.306 Mtr.	Kg	17.55	92.04	1,615.50
7	Fish Plate 50X6 mm.,each 0.280 mtr. Length	Kg	14.54	84.96	1,235.11
8	Danger Plate, 11kV	EA	20	212.40	4,248.00
9	Back Clamp (25X3 mm. flat) for danger Plate WPB pole	Kg	13.22	84.96	1,122.93
10	GI barbed wire(2.50x2.50 mm) anticlimbing device	Kg	60	87.32	5,239.20
11	Back Clamp (25X3mm. Flat) for Barbed wire anticlimbing device for WPB Pole	Kg	26.43	84.96	2,245.86
12	11kV,5kN pin insulator polymer	EA	51	165.20	8,425.20
13	H,T. CROSS ARM 'V' SHAPE FOR 11KV(GI)-10.5Kg	EA	16	1,004.18	16,066.88
14	GI Back Clamp for 11kV 'V' Cros Arm	EA	16	165.20	2,643.20
15	CLAMP F TYPE GI FOR 11KV	EA	16	159.30	2,548.80
16	Disc Insulator Hardware Fittings (70KN) B&S,3 Bolt	EA	18	486.16	8,750.88
17	11KV Polymeric Disc Insulator 70KN B&S	EA	18	177.00	3,186.00
18	Earthing Coil	EA	20	193.52	3,870.40
19	No 8 GI wire (0.131 kg/mtr.)	Kg	5.24	87.32	457.56
20	WEDGE CONNECTOR FOR 100 SQMM.CONDUCTOR	EA	6	162.84	977.04
21	GI Nut , Bolt & Washer of different sizes	Kg	43.4	87.32	3,786.81
22	HT Stay Clamp Type-A for WPB Pole	Pair	7	306.80	2,147.60
23	HT Stay Clamp Type-B for WPB Pole	Pair	1	306.80	306.80
24	H.T 11kV Stay set (Complete)	Set	8	1,692.12	13,536.96
25	HT stay (Guy) insulator	EA	8	102.66	821.28
26	7/10 SWG Stay Wire(3.15mm)-(Heavy)	Kg	80	90.86	7,268.80
27	40mm nominal bore GI pipe (Heavy gauge) earthing device with 3 mtr .Long	EA	1	1,534.00	1,534.00
28	AAA conductor,100 mm2	KM	3.09	92,523.80	2,85,898.54
29	GI Flat 50X6 mm(2.36kg/mtr)	Kg	8.00	84.96	679.68
30	Black Paint	Ltr	10	251.07	2,510.69
31	Yellow Colour Paint for Background	Ltr	20	251.07	5,021.37
A				**Total Cost of materials**	**10,57,735.04**
B				**Stock, Storage & Insurance i.e 3%**	**31,732.05**
C				**Sub Total C=A+B**	**10,89,467.09**
D				**Contigency @ 3% of C**	**32,684.01**
E				**Tools & Plants @ 2% of C**	**21,789.34**
F				**Transportation @ 7.5% of C**	**81,710.03**
G				**Erection Transformer/Breaker/WPB/H Pole/Joist Poles @ 5%**	**33,181.42**
H				**Erection Other @ 10%**	**42,583.88**
I				**Erection PSC Pole @ 20%**	
J				**Sub Total J=C+D+E+F+G+H+I**	**13,01,415.77**
	Civil & Services				
	Concreting of poles in ratio 1:1.5:3 for 11MTR POLE	EA	20	3,530.54	70,610.79
	Couping of poles in ratio 1:1.5:3 for for 11MTR POLE	EA	20	882.63	17,652.70
	Stay concreting in ratio 1:2:4	EA	8	1,534.00	12,272.00
	Construction of Earthing Chamber (Size: 2'X2') and RCC Slab cover as per specification including supply of material%_1	EA	1	4,130.00	4,130.00
	GIS coordinate mapping, drawing preparation and submission of the same for New/Existing line%_1	EA	1	12,354.60	12,354.60
K				**Total Civil Part**	**1,17,020.08**
L				**Sub-Total L =J+K**	**14,18,435.85**
M				**Other Over Head (Including Supervision charges)@ 6% of L**	**-**
N				**Sub-Total N=L+M**	**14,18,435.85**
O				**CESS @ 1% of Sub-Total N**	**14,184.36**
P				**Inspection fees**	**375.00**
Q				**Drawing approval**	**750.00**
R				**Sub-Total R=N+O+P+Q**	**14,33,745.21**
S				**Add GST (Exempted) of Sub-Total**	**-**
T				**Grand Total**	**14,33,745.21**

Cost Estimate for 11kV Line with 9mtr. PSC pole and AAAC 100 Sq.mm					
Sl No	**Description of Item**	**Unit**	**Quantity**	**Landed Unit Cost inclusive of GST(In Rs.)**	**Amount(In Rs.)**
1	9 mtr long 300 kg PSC pole	EA	25	4,283.40	1,07,085.00
2	RCC base Plate	EA	25	426.38	10,659.53
3	Top Channel 100X50X5mm, each channel length 3.0 Mtr	Kg	57.36	92.04	5,279.41
4	Double Pole Belting Channel 75X40X4.8mm.,each channel length 3.0 Mtr	Kg	107.10	92.04	9,857.48
5	50X50X6mm.GI Bracing Angle, 4.5Kg./mtr., each angle length 3.512 mtr.	Kg	63.22	92.04	5,818.40
6	Straight Cross Arm Channel 100X50X5mm, each channel length 1.2 Mtr	Kg	68.83	92.04	6,335.30
7	Straight Cross Arm Top Channel 100X50X5mm,each channel length 0.306 Mtr.	Kg	17.55	92.04	1,615.50
8	Fish Plate 50X6 mm.,each 0.280 mtr. Length	Kg	14.54	84.96	1,235.11
9	Danger Plate, 11kV	EA	25	212.40	5,310.00
10	Back Clamp (25X3 mm. flat) for danger Plate PSC pole	Kg	16.52	84.96	1,403.66
11	GI barbed wire(2.50x2.50 mm) anticlimbing device	Kg	75	87.32	6,549.00
12	Back Clamp (25X3mm. Flat) for Barbed wire anticlimbing device for PSC Pole	Kg	33.04	84.96	2,807.32
13	11kV,5kN pin insulator polymer	EA	66	165.20	10,903.20
14	H,T. CROSS ARM 'V' SHAPE FOR 11KV(Gl)-10.5Kg	EA	21	1,004.18	21,087.78
15	GI Back Clamp for 11kV 'V' Cros Arm	EA	21	165.20	3,469.20
16	CLAMP F TYPE GI FOR 11KV	EA	21	159.30	3,345.30
17	Disc Insulator Hardware Fittings (70KN) B&S,3 Bolt	EA	18	486.16	8,750.88
18	11KV Polymeric Disc Insulator 70KN B&S	EA	18	177.00	3,186.00
19	Earthing Coil	EA	25	193.52	4,838.00
20	No 8 GI wire (0.131 kg/mtr.)	Kg	6.55	87.32	571.95
21	WEDGE CONNECTOR FOR 100 SQMM.CONDUCTOR	EA	6	162.84	977.04
22	GI Nut , Bolt & Washer of different sizes	Kg	50.6	87.32	4,417.69
23	HT STAY CLAMP TYPE-A(9m PSC 600mm)	Pair	7	306.80	2,147.60
24	HT STAY CLAMP TYPE-B(9m PSC 600mm)	Pair	1	306.80	306.80
25	H.T 11kV Stay set (Complete)	Set	8	1,692.12	13,536.96
26	HT stay (Guy) insulator	EA	8	102.66	821.28
27	7/10 SWG Stay Wire(3.15mm)-(Heavy)	Kg	80	90.86	7,268.80
28	40mm nominal bore GI pipe (Heavy gauge) earthing device with 3 mtr .Long	EA	1	1,534.00	1,534.00
29	AAA conductor,100 mm2	KM	3.09	92,523.80	2,85,898.54
30	GI Flat 50X6 mm(2.36kg/mtr)	Kg	8.00	84.96	679.68
31	Black Paint	Ltr	12.5	251.07	3,138.36
32	Yellow Colour Paint for Background	Ltr	25	251.07	6,276.72
A				**Total Cost of materials**	**5,47,111.50**
B				**Stock, Storage & Insurance i.e 3%**	**16,413.35**
C				**Sub Total C=A+B**	**5,63,524.85**
D				**Contigency @ 3% of C**	**16,905.75**
E				**Tools & Plants @ 2% of C**	**11,270.50**
F				**Transportation @ 7.5% of C**	**42,264.36**
G				**Erection Transformer/Breaker/WPB/H Pole/Joist Poles @ 5%**	**-**
H				**Erection Other @ 10%**	**45,322.73**
I				**Erection PSC Pole @ 20%**	**22,059.51**
J				**Sub Total J=C+D+E+F+G+H+I**	**7,01,347.69**
	Civil & Services				
	Concreting of poles in ratio 1:1.5:3 for 9MTR PSC POLE	EA	25	2,942.12	73,552.90
	Couping of poles in ratio 1:1.5:3 for 9MTR PSC POLE	EA	25	882.63	22,065.87
	Stay concreting in ratio 1:2:4	EA	8	1,534.00	12,272.00
	Construction of Earthing Chamber (Size: 2'X2') and RCC Slab cover as per specification including supply of material%_1	EA	1	4,130.00	4,130.00
	GIS coordinate mapping, drawing preparation and submission of the same for New/Existing line%_1	EA	1	12,354.60	12,354.60
K				**Total Civil Part**	**1,24,375.37**
L				**Sub-Total L =J+K**	**8,25,723.07**
M				**Other Over Head (Including Supervision charges)@ 6% of L**	**-**
N				**Sub-Total N=L+M**	**8,25,723.07**
O				**CESS @ 1% of Sub-Total N**	**8,257.23**
P				**Inspection fees**	**375.00**
Q				**Drawing approval**	**750.00**
R				**Sub-Total R=N+O+P+Q**	**8,35,105.30**
S				**Add GST (Exempted) of Sub-Total**	**-**
T				**Grand Total**	**8,35,105.30**

Cost Estimate for UG Cabling 33KV,3CX400 Sq.mm by Open Trench Method for Bidyutpuri 33/11KV PSS					
Sl No	**Description of Item**	**Unit**	**Quantity**	**Landed Unit Cost inclusive of GST(In Rs.)**	**Amount(In Rs.)**
1	33kV AL 3CX400 Sqmm XLPE Cable armoured-FRLSH	Mtr	200	3,734.70	7,46,940.00
2	Heat shrinkable jointing kit for 3Cx400 mm² 33KV XLPE Cable(outdoor type)	EA	4	14,042.00	56,168.00
3	Heat shrinkable jointing kit for 3Cx400 mm² 33KV XLPE Cable(Indoor type)	EA	4	13,381.20	53,524.80
A				**Total Cost of materials**	**8,56,632.80**
B				**Stock, Storage & Insurance i.e 3%**	**25,698.98**
C				**Sub Total C=A+B**	**8,82,331.78**
D				**Contigency @ 3% of C**	**26,469.95**
E				**Tools & Plants @ 2% of C**	**17,646.64**
F				**Transportation @ 7.5% of C**	**66,174.88**
G				**Erection Transformer/Breaker/WPB/H Pole/Joist Poles @ 5%**	
H				**Erection Other @ 10%**	**11,298.36**
I				**Erection PSC Pole @ 20%**	
J				**Sub Total J=C+D+E+F+G+H+I**	**10,03,921.62**
	Civil & Services				
	LAY CBL XLPE 33KV TREN/PIPE	Mtr	200	135.70	27,140.00
	Earth Work-excluding hard roack	CUM	67	413.00	27,753.60
	Earth Work-hard roack	CUM	29	1,327.72	38,238.46
	Backfilling with same earth	CUM	77	259.60	19,937.28
K				**Total Civil Part**	**1,13,069.34**
L				**Sub-Total L =J+K**	**11,16,990.95**
M				**Other Over Head (Including Supervision charges)@ 6% of L**	**-**
N				**Sub-Total N=L+M**	**11,16,990.95**
O				**CESS @ 1% of Sub-Total N**	**11,169.91**
P				**Inspection fees**	**3,000.00**
Q				**Drawing approval**	**750.00**
R				**Sub-Total R=N+O+P+Q**	**11,31,910.86**
S				**Add GST (Exempted) of Sub-Total**	**-**
T				**Grand Total**	**11,31,910.86**

Cost Estimate for UG Cabling 11KV,3CX400 Sq.mm by Open Trench Method for Bidyutpuri 33/11KV PSS					
Sl No	**Description of Item**	**Unit**	**Quantity**	**Landed Unit Cost inclusive of GST(In Rs.)**	**Amount(In Rs.)**
1	11kV AL 3CX400 Sqmm XLPE Cable armoured-FRLSH	Mtr	480	2,802.50	13,45,200.00
2	Heat shrinkable jointing kit for 3Cx400 mm² 11KV XLPE Cable(outdoor type)	EA	16	3,422.00	54,752.00
3	Heat shrinkable jointing kit for 3Cx400 mm² 11KV XLPE Cable(indoor type)	EA	16	9,746.80	1,55,948.80
A				**Total Cost of materials**	**15,55,900.80**
B				**Stock, Storage & Insurance i.e 3%**	**46,677.02**
C				**Sub Total C=A+B**	**16,02,577.82**
D				**Contigency @ 3% of C**	**48,077.33**
E				**Tools & Plants @ 2% of C**	**32,051.56**
F				**Transportation @ 7.5% of C**	**1,20,193.34**
G				**Erection Transformer/Breaker/WPB/H Pole/Joist Poles @ 5%**	
H				**Erection Other @ 10%**	**21,702.18**
I				**Erection PSC Pole @ 20%**	
J				**Sub Total J=C+D+E+F+G+H+I**	**18,24,602.23**
	Civil & Services				
	LAY CBL PWR XLPE 11KV TREN/PIPE	Mtr	480	129.80	62,304.00
	Earth Work-excluding hard roack	CUM	134	413.00	55,507.20
	Earth Work-hard roack	CUM	58	1,327.72	76,476.91
	Backfilling with same earth	CUM	154	259.60	39,874.56
K				**Total Civil Part**	**2,34,162.67**
L				**Sub-Total L =J+K**	**20,58,764.91**
M				**Other Over Head (Including Supervision charges)@ 6% of L**	**-**
N				**Sub-Total N=L+M**	**20,58,764.91**
O				**CESS @ 1% of Sub-Total N**	**20,587.65**
P				**Inspection fees**	**375.00**
Q				**Drawing approval**	**750.00**
R				**Sub-Total R=N+O+P+Q**	**20,80,477.56**
S				**Add GST (Exempted) of Sub-Total**	**-**
T				**Grand Total**	**20,80,477.56**

Cost Estimate for 11kV Line AB Switch on Double Pole Structure with 11mtr. WPB-pole					
Sl No	**Description of Item**	**Unit**	**Quantity**	**Landed Unit Cost inclusive of GST(In Rs.)**	**Amount(In Rs.)**
1	WPB 160x152 (30.44KG/Mtr.),11 mtr- with base plate 300x300x12	EA	2	32,214.97	64,429.94
2	Top Channel 100X50X5mm, each channel length 3.0 Mtr	Kg	57.36	92.04	5,279.41
3	Double Pole Belting Channel 75X40X4.8mm.,each channel length 3.0 Mtr	Kg	85.68	92.04	7,885.99
4	50X50X6mm.GI Bracing Angle, 4.5Kg./mtr., each angle length 3.512 mtr.	Kg	63.22	92.04	5,818.40
5	AB Switch mounting Channel 100X50X5mm GI channel 3.0 Mtr long	Kg	57.36	92.04	5,279.41
6	Side Support Channel 100X50X5mm,each channel length 0.35 mtr.	Kg	6.69	92.04	615.93
7	AB Switch Bottom Support Channel 75X40X4.8 mm of length 0.330 Mtr	Kg	2.36	92.04	216.86
8	Channel Support for down Pipe 75X40X4.8mm., each channel length 0.750 Mtr	Kg	5.71	92.04	525.73
9	Fish Plate 50X6 mm.,each 0.280 mtr. Length	Kg	3.96	84.96	336.85
10	Danger Plate, 11kV	EA	2	212.40	424.80
11	Back Clamp (25X3 mm. flat) for danger Plate WPB pole	Kg	1.32	84.96	112.29
12	GI barbed wire(2.50x2.50 mm) anticlimbing device	Kg	6	87.32	523.92
13	Back Clamp (25X3mm. Flat) for Barbed wire anticlimbing device for WPB Pole	Kg	2.64	84.96	224.59
14	11kV,5kN pin insulator polymer	EA	3	165.20	495.60
15	Disc Insulator Hardware Fittings (70KN) B&S,3 Bolt	EA	6	486.16	2,916.96
16	11KV Polymeric Disc Insulator 70KN B&S	EA	6	177.00	1,062.00
17	Earthing Coil	EA	2	193.52	387.04
18	No 8 GI wire (0.131 kg/mtr.)	Kg	0.52	87.32	45.76
19	WEDGE CONNECTOR FOR 100 SQMM.CONDUCTOR	EA	6	162.84	977.04
20	GI Nut , Bolt & Washer of different sizes	Kg	13.7	87.32	1,197.86
21	11kV AB switch 400A Polymer,3 Pole	Set	1	12,946.96	12,946.96
22	HT Stay Clamp Type-A for WPB Pole	Pair	4	306.80	1,227.20
23	H.T 11kV Stay set (Complete)	Set	4	1,692.12	6,768.48
24	HT stay (Guy) insulator	EA	4	102.66	410.64
25	7/10 SWG Stay Wire(3.15mm)-(Heavy)	Kg	40	90.86	3,634.40
26	40mm nominal bore GI pipe (Heavy gauge) earthing device with 3 mtr .Long	EA	2	1,534.00	3,068.00
27	GI Flat 50X6 mm(2.36kg/mtr)	Kg	37.76	84.96	3,208.09
28	Black Paint	Ltr	1	251.07	251.07
29	Yellow Colour Paint for Background	Ltr	2	251.07	502.14
A				**Total Cost of materials**	**1,30,773.36**
B				**Stock, Storage & Insurance i.e 3%**	**3,923.20**
C				**Sub Total C=A+B**	**1,34,696.56**
D				**Contigency @ 3% of C**	**4,040.90**
E				**Tools & Plants @ 2% of C**	**2,693.93**
F				**Transportation @ 7.5% of C**	**10,102.24**
G				**Erection Transformer/Breaker/WPB/H Pole/Joist Poles @ 5%**	**3,318.14**
H				**Erection Other @ 10%**	**6,833.37**
I				**Erection PSC Pole @ 20%**	
J				**Sub Total J=C+D+E+F+G+H+I**	**1,61,685.14**
	Civil & Services				
	Concreting of poles in ratio 1:1.5:3 for 11MTR POLE	EA	2	3,530.54	7,061.08
	Couping of poles in ratio 1:1.5:3 for for 11MTR POLE	EA	2	882.63	1,765.27
	Stay concreting in ratio 1:2:4	EA	4	1,534.00	6,136.00
	Construction of Earthing Chamber (Size: 2'X2') and RCC Slab cover as per specification including supply of material%_1	EA	2	4,130.00	8,260.00
	GIS coordinate mapping, drawing preparation and submission of the same for DTR,ABS,ARC,Sectionalizer,RMU etc%_1	EA	1	1,180.00	1,180.00
K				**Total Civil Part**	**24,402.35**
L				**Sub-Total L =J+K**	**1,86,087.49**
M				**Other Over Head (Including Supervision charges)@ 6% of L**	**-**
N				**Sub-Total N=L+M**	**1,86,087.49**
O				**CESS @ 1% of Sub-Total N**	**1,860.87**
P				**Inspection Fees**	
Q				**Drawing Approval**	**750.00**
R				**Sub-Total R=N+O+P+Q**	**1,88,698.36**
S				**Add GST (Exempted) of Sub-Total**	**-**
T				**Grand Total**	**1,88,698.36**

Cost Estimate for 11kV Line AB Switch on Double Pole Structure with 9mtr. PSC-pole					
Sl No	**Description of Item**	**Unit**	**Quantity**	**Landed Unit Cost inclusive of GST(In Rs.)**	**Amount(In Rs.)**
1	9 mtr long 300 kg PSC pole	EA	2	4,283.40	8,566.80
2	RCC base Plate	EA	2	426.38	852.76
3	Top Channel 100X50X5mm,each channel length 3.25 Mtr	Kg	62.14	92.04	5,719.37
4	Double Pole Belting Channel 75X40X4.8mm.,each channel length 3.0 Mtr	Kg	85.68	92.04	7,885.99
5	50X50X6mm.GI Bracing Angle, 4.5Kg./mtr., each angle length 3.512 mtr.	Kg	63.22	92.04	5,818.40
6	AB Switch mounting Channel 100X50X5mm GI channel 3.0 Mtr long	Kg	57.36	92.04	5,279.41
7	Side Support Channel 100X50X5mm,each channel length 0.35 mtr.	Kg	6.69	92.04	615.93
8	AB Switch Bottom Support Channel 75X40X4.8 mm of length 0.330 Mtr	Kg	2.36	92.04	216.86
9	Channel Support for down Pipe 75X40X4.8mm., each channel length 0.750 Mtr	Kg	5.71	92.04	525.73
10	Fish Plate 50X6 mm.,each 0.280 mtr. Length	Kg	3.96	84.96	336.85
11	Danger Plate, 11kV	EA	2	212.40	424.80
12	Back Clamp (25X3 mm. flat) for danger Plate PSC pole	Kg	1.32	84.96	112.29
13	GI barbed wire(2.50x2.50 mm) anticlimbing device	Kg	6	87.32	523.92
14	Back Clamp (25X3mm. Flat) for Barbed wire anticlimbing device for PSC Pole	Kg	2.64	84.96	224.59
15	11kV,5kN pin insulator polymer	EA	3	165.20	495.60
16	Disc Insulator Hardware Fittings (70KN) B&S,3 Bolt	EA	6	486.16	2,916.96
17	11KV Polymeric Disc Insulator 70KN B&S	EA	6	177.00	1,062.00
18	Earthing Coil	EA	2	193.52	387.04
19	No 8 GI wire (0.131 kg/mtr.)	Kg	0.52	87.32	45.76
20	WEDGE CONNECTOR FOR 100 SQMM.CONDUCTOR	EA	6	162.84	977.04
21	GI Nut , Bolt & Washer of different sizes	Kg	13.7	87.32	1,197.86
22	11kV AB switch 400A Polymer,3 Pole	Set	1	12,946.96	12,946.96
23	HT Stay Clamp Type-A for WPB Pole	Pair	4	306.80	1,227.20
24	H.T 11kV Stay set (Complete)	Set	4	1,692.12	6,768.48
25	HT stay (Guy) insulator	EA	4	102.66	410.64
26	7/10 SWG Stay Wire(3.15mm)-(Heavy)	Kg	40	90.86	3,634.40
27	40mm nominal bore GI pipe (Heavy gauge) earthing device with 3 mtr .Long	EA	2	1,534.00	3,068.00
28	GI Flat 50X6 mm(2.36kg/mtr)	Kg	8	84.96	679.68
29	Black Paint	Ltr	1	251.07	251.07
30	Yellow Colour Paint for Background	Ltr	2	251.07	502.14
A				**Total Cost of materials**	**73,674.52**
B				**Stock, Storage & Insurance i.e 3%**	**2,210.24**
C				**Sub Total C=A+B**	**75,884.76**
D				**Contigency @ 3% of C**	**2,276.54**
E				**Tools & Plants @ 2% of C**	**1,517.70**
F				**Transportation @ 7.5% of C**	**5,691.36**
G				**Erection Transformer/Breaker/WPB/H Pole/Joist Poles @ 5%**	
H				**Erection Other @ 10%**	**6,706.10**
I				**Erection PSC Pole @ 20%**	**1,764.76**
J				**Sub Total J=C+D+E+F+G+H+I**	**93,841.21**
	Civil & Services				
	Concreting of poles in ratio 1:1.5:3 for 9MTR PSC POLE	EA	2	2,942.12	5,884.23
	Couping of poles in ratio 1:1.5:3 for 9MTR PSC POLE	EA	2	882.63	1,765.27
	Stay concreting in ratio 1:2:4	EA	4	1,534.00	6,136.00
	Construction of Earthing Chamber (Size: 2'X2') and RCC Slab cover as per specification including supply of material%_1	EA	2	4,130.00	8,260.00
	GIS coordinate mapping, drawing preparation and submission of the same for DTR,ABS,ARC,Sectionalizer,RMU etc%_1	EA	1	1,180.00	1,180.00
K				**Total Civil Part**	**23,225.50**
L				**Sub-Total L =J+K**	**1,17,066.71**
M				**Other Over Head (Including Supervision charges)@ 6% of L**	**-**
N				**Sub-Total N=L+M**	**1,17,066.71**
O				**CESS @ 1% of Sub-Total N**	**1,170.67**
P				**Inspection Fees**	
Q				**Drawing Approval**	**750.00**
R				**Sub-Total R=N+O+P+Q**	**1,18,987.38**
S				**Add GST (Exempted) of Sub-Total**	**-**
T				**Grand Total**	**1,18,987.38**

Cost Estimate for 33kV Bay Extension with WPB Pole and Outdoor Arrangement					
Sl No	**Description of Item**	**Unit**	**Quantity**	**Landed Unit Cost inclusive of GST(In Rs.)**	**Amount(In Rs.)**
1	WPB 160x152 (30.44KG/Mtr.),13 mtr- with base plate 300x300x12	EA	4	37,890.20	1,51,560.80
2	Top Channel 100X50X5mm, each channel length 4.3 Mtr	Kg	328.86	92.04	30,268.64
3	Double Pole Belting Channel 75X40X4.8mm., each channel length 4.3 Mtr	Kg	614.04	92.04	56,516.24
4	50X50X6mm.GI Bracing Angle, each angle length 4.927 Mtr	Kg	354.74	92.04	32,650.64
5	Mounting Channel 100X50X5mm GI channel 4.3 Mtr long	Kg	122.81	92.04	11,303.25
6	Isolator Support Side Channel 100X50X5mm, each channel length 0.5 Mtr	Kg	19.12	92.04	1,759.80
7	Down Pipe Base Support Angle 50X50X6mm, each angle length 0.34 Mtr	Kg	3.06	92.04	281.64
8	Channel Support for down Pipe 75X40X4.8mm., each channel length 0.750 Mtr	Kg	11.42	92.04	1,051.46
9	Down Pipe Diagonal Support Angle 50X50X6mm, each angle length 0.388 Mtr	Kg	3.49	92.04	321.40
10	Fish Plate 50X6 mm.,each 0.280 mtr. Length	Kg	7.93	84.96	673.70
11	Danger Plate, 33kV	EA	4	212.40	849.60
12	Back Clamp (25X3 mm. flat) for danger Plate WPB pole	Kg	2.64	84.96	224.59
13	GI barbed wire(2.50x2.50 mm) anticlimbing device	Kg	12	87.32	1,047.84
14	Back Clamp (25X3mm. Flat) for Barbed wire anticlimbing device for WPB Pole	Kg	5.29	84.96	449.17
15	33kV,10kN pin insulator polymer	EA	12	469.64	5,635.68
16	Disc Insulator Hardware Fittings (90KN) B&S,4 Bolt	Set	18	744.58	13,402.44
17	33KV Polymeric Disc Insulator 90KN B&S	EA	18	341.02	6,138.36
18	Earthing Coil	EA	4	193.52	774.08
19	No 8 GI wire (0.131 kg/mtr.)	Kg	1.05	87.32	91.51
20	33kV AL 3CX400 Sqmm XLPE Cable armoured-FRLSH	Mtr	30.00	3,734.70	1,12,041.00
21	Heat shrinkable jointing kit for 3Cx400 mm² 33KV XLPE Cable(outdoor type)	EA	2	14,042.00	28,084.00
22	LA-33KV,10KA-CL-III WITH SURGE COUNTER	EA	6	14,042.00	84,252.00
23	33KV 1250A with earth switch GI Box (Porcelain)-Motorized	EA	2	1,19,949.36	2,39,898.72
24	33kV, 1250A,25KA/Sec Gang Operated Outdoor VCB	EA	1	3,11,082.22	3,11,082.22
25	33KV,outdoor,oil cooled,CTR 200-400-800/1-1-1 A (Accuracy Class PS/0.2S/5P20),Burden 30VA	EA	3	47,850.18	1,43,550.54
26	33KV,outdoor,oil cooled,PT (33000/√3)/(110/√3) Volt (Accuracy Class 3P/3P/0.2),Burden 100VA	EA	3	30,672.00	92,016.00
27	1.1kV CU 4C x 2.5 sqmm PVC,FRLSH,Round Armoured	Mtr	100	146.32	14,632.00
28	1.1kV CU 7C x 2.5 sqmm PVC,FRLSH,Round Armoured	Mtr	100	231.28	23,128.00
29	1.1kV CU 10C x 2.5 sqmm PVC,FRLSH,Round Armoured	Mtr	100	332.76	33,276.00
30	1.1kV CU 12C x 2.5 sqmm PVC,FRLSH,Round Armoured	Mtr	50	388.22	19,411.00
31	WEDGE CONNECTOR '.'FIRE" FOR 232SQMM CONDUCTOR	EA	6	392.94	2,357.64
32	12 bolted (M-12) "T" clamp for 232 mm² conductor	EA	12	961.70	11,540.40
33	GI Nut , Bolt & Washer of different sizes	Kg	82.7	87.32	7,221.63
34	40mm nominal bore GI pipe (Heavy gauge) earthing device with 3 mtr .Long	EA	7	1,534.00	10,738.00
35	AAA conductor,232 mm2	KM	0.35	2,14,347.00	75,021.45
36	GI Flat 50X6 mm(2.36kg/mtr)	Kg	247.34	84.96	21,013.73
37	Black Paint	Ltr	2	251.07	502.14
38	Yellow Colour Paint for Background	Ltr	4	251.07	1,004.27
A				**Total Cost of materials**	**15,45,771.59**
B				**Stock, Storage & Insurance i.e 3%**	**46,373.15**
C				**Sub Total C=A+B**	**15,92,144.74**
D				**Contigency @ 3% of C**	**47,764.34**
E				**Tools & Plants @ 2% of C**	**31,842.89**
F				**Transportation @ 7.5% of C**	**1,19,410.86**
G				**Erection Transformer/Breaker/WPB/H Pole/Joist Poles @ 5%**	**23,826.12**
H				**Erection Other @ 10%**	**1,00,022.02**
I				**Erection PSC Pole @ 20%**	
J				**Sub Total J=C+D+E+F+G+H+I**	**19,15,010.97**
	Civil & Services				
	Concreting of poles in ratio 1:1.5:3 for 13MTR POLE	EA	4	4,315.10	17,260.41
	Couping of poles in ratio 1:1.5:3 for 13MTR POLE	EA	4	882.63	3,530.54
	Construction of Earthing Chamber (Size: 2'X2') and RCC Slab cover as per specification including supply of material%_1	EA	7	4,130.00	28,910.00
	SITC of T ConnectFor wolf to pantherCond	EA	18	1,583.93	28,510.66
	SITC-Pad clmp25m stud CT/PT/PTR/ISTR	EA	18	882.32	15,881.79
	SITC of 33 KV feeder CR Panel (Outdoor Type)	EA	1	3,69,096.74	3,69,096.74
	LAY CBL XLPE 33KV TREN/PIPE	Mtr	30.00	135.70	4,071.00
	Survey and digitization of New PTR/BAY/CB and its internals including attrubutes	No	1	8,121.94	8,121.94
	SITC OF GI Cable tray 450mm	Mtr	30.00	1,121.00	33,630.00
1.1	**VCB Foundation**				
	Earth Work-excluding hard roack	CUM	21.84	413.00	9,019.92
	Backfilling with same earth	CUM	12	259.60	3,115.20
	Sand Work	CUM	1.02	1,207.02	1,231.16
	PCC 1:3:6	CUM	1.365	6,192.01	8,452.10
	Laying PCC M20	CUM	8.475	7,845.64	66,491.82
	Centring and shuttering incl. strut	SQ.MM	307.89	363.31	1,11,859.58
	Reinforce RCCwork includ straight etc.	Kg	420	131.56	55,254.44
1.2	**CT & PT Foundation**				
	Earth Work-excluding hard roack	CUM	23.91	413.00	9,874.83
	Backfilling with same earth	CUM	13.5	259.60	3,504.60
	Sand Work	CUM	1.09	1,207.02	1,315.65
	PCC 1:3:6	CUM	1.09	6,192.01	6,749.30
	Laying PCC M20	CUM	7.09	7,845.64	55,625.61
	Centring and shuttering incl. strut	SQ.MM	44.82	363.31	16,283.56

	Reinforce RCCwork includ straight etc.	Kg	367.29	131.56	48,320.01
	SITC of armoured Ethernet cables	Mtr	150	180.00	27,000.00
	SITC of armoured Serial cables	Mtr	150	200.00	30,000.00
	SITC of 50mm HDPE pipe	Mtr	150	160.00	24,000.00
	33KV Feeder Metering	EA	1	1,41,402.00	1,41,402.00
K				**Total Civil Part**	**11,28,512.88**
L				**Sub-Total L =J+K**	**30,43,523.84**
M				**Other Over Head (Including Supervision charges)@ 6% of L**	**-**
N				**Sub-Total N=L+M**	**30,43,523.84**
O				**CESS @ 1% of Sub-Total N**	**30,435.24**
P				**Inspection fees**	**750.00**
Q				**Drawing approval**	**750.00**
R				**Sub-Total R=N+O+P+Q**	**30,75,459.08**
S				**Add GST (Exempted) of Sub-Total**	**-**
T				**Grand Total**	**30,75,459.08**

Cost Estimate for 11kV Bay Extension for Feeder Protection with Outdoor CRP					
Sl No	**Description of Item**	**Unit**	**Quantity**	**Landed Unit Cost inclusive of GST(In Rs.)**	**Amount(In Rs.)**
1	WPB 160x152 (30.44KG/Mtr.),11 mtr- with base plate 300x300x12	EA	2	32,214.97	64,429.94
2	Top Channel 100X50X5mm,each channel length 3.25 Mtr	Kg	62.14	92.04	5,719.37
3	Double Pole Belting Channel 75X40X4.8mm.,each channel length 3.0 Mtr	Kg	107.10	92.04	9,857.48
4	50X50X6mm.GI Bracing Angle, 4.5Kg./mtr., each angle length 3.512 mtr.	Kg	63.22	92.04	5,818.40
5	Insulator Support Channel 75X40X4.8mm., each channel length 3.0 Mtr	Kg	42.84	92.04	3,942.99
6	Isolator Support Side Channel 100X50X5mm, each channel length 0.35 Mtr	Kg	6.69	92.04	615.93
7	Channel Support for down Pipe 75X40X4.8mm., each channel length 0.750 Mtr	Kg	5.36	92.04	492.87
8	Fish Plate 50X6 mm.,each 0.280 mtr. Length	Kg	3.96	84.96	336.85
9	Danger Plate, 11kV	EA	2	212.40	424.80
10	Back Clamp (25X3 mm. flat) for danger Plate WPB pole	Kg	1.32	84.96	112.29
11	GI barbed wire(2.50x2.50 mm) anticlimbing device	Kg	6	87.32	523.92
12	Back Clamp (25X3mm. Flat) for Barbed wire anticlimbing device for WPB Pole	Kg	2.64	84.96	224.59
13	11kV,5kN pin insulator polymer	EA	3	165.20	495.60
14	Disc Insulator Hardware Fittings (70KN) B&S,3 Bolt	EA	6	486.16	2,916.96
15	11KV Polymeric Disc Insulator 70KN B&S	EA	6	177.00	1,062.00
16	Earthing Coil	EA	2	193.52	387.04
17	No 8 GI wire (0.131 kg/mtr.)	Kg	0.52	87.32	45.76
18	11kV AL 3CX400 Sqmm XLPE Cable armoured-FRLSH	Mtr	80.00	2,802.50	2,24,200.00
19	Heat shrinkable jointing kit for 3Cx400 mm² 11KV XLPE Cable(outdoor type)	EA	2	3,422.00	6,844.00
20	12KV, 10 KA (Station Class, CL-II) without Surge Counter	EA	3	2,312.80	6,938.40
21	11 KV 630A with earth switch GI Box (Porcelain)	EA	1	45,630.60	45,630.60
22	11kV, 1250A,25KA/Sec Gang Operated Outdoor VCB	EA	1	2,30,568.46	2,30,568.46
23	11KV,outdoor,oil cooled,CTR 200-400-800/1-1-1 A (Accuracy Class PS/0.2S/5P20),Burden 30VA	EA	3	39,199.60	1,17,598.80
24	11KV,outdoor,oil cooled,PT (11000/√3)/(110/√3) Volt (Accuracy Class 3P/3P/0.2),Burden 100VA	EA	3	21,621.00	64,863.00
25	1.1kV CU 4C x 2.5 sqmm PVC,FRLSH,Round Armoured	Mtr	100	146.32	14,632.00
26	1.1kV CU 7C x 2.5 sqmm PVC,FRLSH,Round Armoured	Mtr	100	231.28	23,128.00
27	1.1kV CU 10C x 2.5 sqmm PVC,FRLSH,Round Armoured	Mtr	100	332.76	33,276.00
28	1.1kV CU 12C x 2.5 sqmm PVC,FRLSH,Round Armoured	Mtr	50	388.22	19,411.00
29	WEDGE CONNECTOR FOR 100 SQMM.CONDUCTOR	EA	6	162.84	977.04
30	GI Nut , Bolt & Washer of different sizes	Kg	50.0	87.32	4,366.00
31	HT Stay Clamp Type-A for WPB Pole	Pair	2	306.80	613.60
32	H.T 11kV Stay set (Complete)	Set	2	1,692.12	3,384.24
33	HT stay (Guy) insulator	EA	2	102.66	205.32
34	7/10 SWG Stay Wire(3.15mm)-(Heavy)	Kg	20	90.86	1,817.20
35	40mm nominal bore GI pipe (Heavy gauge) earthing device with 3 mtr .Long	EA	7	1,534.00	10,738.00
36	AAA conductor,100 mm2	KM	0.40	92,523.80	37,009.52
37	GI Flat 50X6 mm(2.36kg/mtr)	Kg	197.06	84.96	16,742.07
38	Black Paint	Ltr	1	251.07	251.07
39	Yellow Colour Paint for Background	Ltr	2	251.07	502.14
A				**Total Cost of materials**	**9,61,103.24**
B				**Stock, Storage & Insurance i.e 3%**	**28,833.10**
C				**Sub Total C=A+B**	**9,89,936.33**
D				**Contigency @ 3% of C**	**29,698.09**
E				**Tools & Plants @ 2% of C**	**19,798.73**
F				**Transportation @ 7.5% of C**	**74,245.23**
G				**Erection Transformer/Breaker/WPB/H Pole/Joist Poles @ 5%**	**15,192.42**
H				**Erection Other @ 10%**	**45,516.20**
I				**Erection PSC Pole @ 20%**	
J				**Sub Total J=C+D+E+F+G+H+I**	**11,74,386.99**
	Civil & Services				
	Concreting of poles in ratio 1:1.5:3 for 11MTR POLE	EA	2	3,530.54	7,061.08
	Couping of poles in ratio 1:1.5:3 for for 11MTR POLE	EA	2	882.63	1,765.27
	Stay concreting in ratio 1:2:4	EA	2	1,534.00	3,068.00
	Construction of Earthing Chamber (Size: 2'X2') and RCC Slab cover as per specification including supply of material%_1	EA	7	4,130.00	28,910.00
	SITC of 11 KV feeder CR Panel (Outdoor Type)	EA	1	3,69,096.74	3,69,096.74
	SITC of T ConnectFor wolf to pantherCond	EA	18	1,583.93	28,510.66
	SITC-Pad clmp25m stud CT/PT/PTR/ISTR	EA	18	882.32	15,881.79
	LAY CBL PWR XLPE 11KV TREN/PIPE	Mtr	80.00	129.80	10,384.00
	Earth Work-excluding hard roack	CUM	22.22	413.00	9,176.86
	Backfilling with same earth	CUM	13	259.60	3,374.80
	Sand Work	CUM	1.06	1,207.02	1,279.44
	PCC 1:3:6	CUM	1.18	6,192.01	7,306.58
	Laying PCC M20	CUM	7.55	7,845.64	59,234.60
	Centring and shuttering incl. strut	SQ.MM	43.13	363.31	15,669.57
	Reinforce RCCwork includ straight etc.	Kg	402.43	131.56	52,942.97
	Survey and digitization of New PTR/BAY/CB and its internals including attrubutes	No	1	8,121.94	8,121.94
	SITC OF GI Cable tray 450mm	Mtr	80.00	1,121.00	89,680.00
	SITC of armoured Ethernet cables	Mtr	150.00	180.00	27,000.00
	SITC of armoured Serial cables	Mtr	150.00	200.00	30,000.00
	SITC of 50mm HDPE pipe	Mtr	150.00	160.00	24,000.00
	11KV Feeder Metering	EA	1.00	1,04,495.24	1,04,495.24

K	Total Civil Part	8,96,959.54
L	Sub-Total L =J+K	20,71,346.53
M	Other Over Head (Including Supervision charges)@ 6% of L	-
N	Sub-Total N=L+M	20,71,346.53
O	CESS @ 1% of Sub-Total N	20,713.47
P	Inspection fees	750.00
Q	Drawing approval	750.00
R	Sub-Total R=N+O+P+Q	20,93,560.00
S	Add GST (Exempted) of Sub-Total	-
T	Grand Total	20,93,560.00

Cost Estimate for Indoor 11kV Bay Extension					
Sl No	**Description of Item**	**Unit**	**Quantity**	**Landed Unit Cost inclusive of GST(In Rs.)**	**Amount(In Rs.)**
1	WPB 160x152 (30.44KG/Mtr.),11 mtr- with base plate 300x300x12	EA	2	32,214.97	64,429.94
2	Top Channel 100X50X5mm,each channel length 3.25 Mtr	Kg	62.14	92.04	5,719.37
3	Double Pole Belting Channel 75X40X4.8mm.,each channel length 3.0 Mtr	Kg	107.10	92.04	9,857.48
4	50X50X6mm.GI Bracing Angle, 4.5Kg./mtr., each angle length 3.512 mtr.	Kg	63.22	92.04	5,818.40
5	Insulator Support Channel 75X40X4.8mm., each channel length 3.0 Mtr	Kg	42.84	92.04	3,942.99
6	Isolator Support Side Channel 100X50X5mm, each channel length 0.35 Mtr	Kg	6.69	92.04	615.93
7	Channel Support for down Pipe 75X40X4.8mm., each channel length 0.750 Mtr	Kg	5.36	92.04	492.87
8	Fish Plate 50X6 mm.,each 0.280 mtr. Length	Kg	3.96	84.96	336.85
9	Danger Plate, 11kV	EA	2	212.40	424.80
10	Back Clamp (25X3 mm. flat) for danger Plate WPB pole	Kg	1.32	84.96	112.29
11	GI barbed wire(2.50x2.50 mm) anticlimbing device	Kg	6	87.32	523.92
12	Back Clamp (25X3mm. Flat) for Barbed wire anticlimbing device for WPB Pole	Kg	2.64	84.96	224.59
13	11kV,5kN pin insulator polymer	EA	3	165.20	495.60
14	Disc Insulator Hardware Fittings (70KN) B&S,3 Bolt	EA	3	486.16	1,458.48
15	11KV Polymeric Disc Insulator 70KN B&S	EA	3	177.00	531.00
16	Earthing Coil	EA	2	193.52	387.04
17	No 8 GI wire (0.131 kg/mtr.)	Kg	0.52	87.32	45.76
18	11kV AL 3CX400 Sqmm XLPE Cable armoured-FRLSH	Mtr	80.00	2,802.50	2,24,200.00
19	Heat shrinkable jointing kit for 3Cx400 mm² 11KV XLPE Cable(indoor type)	EA	2.00	9,746.80	19,493.60
20	Heat shrinkable jointing kit for 3Cx400 mm² 11KV XLPE Cable(outdoor type)	EA	2	3,422.00	6,844.00
21	12KV, 10 KA (Station Class, CL-II) without Surge Counter	EA	3	2,312.80	6,938.40
22	11KV 630A with earth switch GI Box (Porcelain)	EA	1	45,630.60	45,630.60
23	11KV 1250A I/D PANEL-O/G 630A VCB 48V DC	EA	1	7,87,484.80	7,87,484.80
24	11KV 1250A I/D PANEL-ADAPTOR PANEL 48VDC	EA	1	2,62,113.40	2,62,113.40
25	1.1kV CU 4C x 2.5 sqmm PVC,FRLSH,Round Armoured	Mtr	100	146.32	14,632.00
26	1.1kV CU 7C x 2.5 sqmm PVC,FRLSH,Round Armoured	Mtr	100	231.28	23,128.00
27	1.1kV CU 10C x 2.5 sqmm PVC,FRLSH,Round Armoured	Mtr	100	332.76	33,276.00
28	1.1kV CU 12C x 2.5 sqmm PVC,FRLSH,Round Armoured	Mtr	50	388.22	19,411.00
29	WEDGE CONNECTOR FOR 100 SQMM.CONDUCTOR	EA	6	162.84	977.04
30	GI Nut , Bolt & Washer of different sizes	Kg	50.0	87.32	4,366.00
31	HT Stay Clamp Type-A for WPB Pole	Pair	2	306.80	613.60
32	H.T 11kV Stay set (Complete)	Set	2	1,692.12	3,384.24
33	HT stay (Guy) insulator	EA	2	102.66	205.32
34	7/10 SWG Stay Wire(3.15mm)-(Heavy)	Kg	20	90.86	1,817.20
35	40mm nominal bore GI pipe (Heavy gauge) earthing device with 3 mtr .Long	EA	3	1,534.00	4,602.00
36	GI Flat 50X6 mm(2.36kg/mtr)	Kg	50.00	84.96	4,248.00
37	Black Paint	Ltr	1	251.07	251.07
38	Yellow Colour Paint for Background	Ltr	2	251.07	502.14
A				**Total Cost of materials**	**15,59,535.71**
B				**Stock, Storage & Insurance i.e 3%**	**46,786.07**
C				**Sub Total C=A+B**	**16,06,321.79**
D				**Contigency @ 3% of C**	**48,189.65**
E				**Tools & Plants @ 2% of C**	**32,126.44**
F				**Transportation @ 7.5% of C**	**1,20,474.13**
G				**Erection Transformer/Breaker/WPB/H Pole/Joist Poles @ 5%**	**3,318.14**
H				**Erection Other @ 10%**	**1,30,903.30**
I				**Erection PSC Pole @ 20%**	
J				**Sub Total J=C+D+E+F+G+H+I**	**19,41,333.45**
	Civil & Services				
	Concreting of poles in ratio 1:1.5:3 for 11MTR POLE	EA	2	3,530.54	7,061.08
	Couping of poles in ratio 1:1.5:3 for for 11MTR POLE	EA	2	882.63	1,765.27
	Stay concreting in ratio 1:2:4	EA	2	1,534.00	3,068.00
	Construction of Earthing Chamber (Size: 2'X2') and RCC Slab cover as per specification including supply of material%_1	EA	3	4,130.00	12,390.00
	LAY CBL PWR XLPE 11KV TREN/PIPE	Mtr	80.00	129.80	10,384.00
	Earth Work-excluding hard roack	CUM	22.22	413.00	9,176.86
	Backfilling with same earth	CUM	13	259.60	3,374.80
	Sand Work	CUM	1.06	1,207.02	1,279.44
	PCC 1:3:6	CUM	1.18	6,192.01	7,306.58
	Laying PCC M20	CUM	7.55	7,845.64	59,234.60
	Centring and shuttering incl. strut	SQ.MM	43.13	363.31	15,669.57
	Reinforce RCCwork includ straight etc.	Kg	402.43	131.56	52,942.97
	Survey and digitization of New PTR/BAY/CB and its internals including attrubutes	No	1	8,121.94	8,121.94
	SITC OF GI Cable tray 450mm	Mtr	80.00	1,121.00	89,680.00
	SITC of armoured Ethernet cables	Mtr	150.00	180.00	27,000.00
	SITC of armoured Serial cables	Mtr	150.00	200.00	30,000.00
	SITC of 50mm HDPE pipe	Mtr	150.00	160.00	24,000.00
	11KV Feeder Metering	EA	1.00	1,04,495.24	1,04,495.24
K				**Total Civil Part**	**4,66,950.35**
L				**Sub-Total L =J+K**	**24,08,283.80**
M				**Other Over Head (Including Supervision charges)@ 6% of L**	**-**
N				**Sub-Total N=L+M**	**24,08,283.80**
O				**CESS @ 1% of Sub-Total N**	**24,082.84**
P				**Inspection fees**	**750.00**
Q				**Drawing approval**	**750.00**
R				**Sub-Total R=N+O+P+Q**	**24,33,866.63**
S				**Add GST (Exempted) of Sub-Total**	**-**
T				**Grand Total**	**24,33,866.63**

Cost Estimate for 33kV 4-Way Ring Main Unit					
Sl No	**Description of Item**	**Unit**	**Quantity**	**Landed Unit Cost inclusive of GST(In Rs.)**	**Amount(In Rs.)**
1	33KV,4 Way ,Motorized.630A ,25 kA/1 sec,Outdoor Type LLVV (2ISO+2BKR) + AUX PT	EA	1	35,61,317.88	35,61,317.88
2	33kV AL 3CX400 Sqmm XLPE Cable armoured-FRLSH	Mtr	8	3,734.70	29,877.60
3	Heat shrinkable jointing kit for 3Cx400 mm² 33KV XLPE Cable(outdoor type)	EA	2	14,042.00	28,084.00
4	JT Kit 33KV I/D 3CX400SQMM SCREEN TYPE TOUCH PROF	EA	2	84,859.70	1,69,719.40
5	Pre-Wired FRTU Panel with FRTU	EA	1	1,84,371.46	1,84,371.46
6	Managed Layer2 Ethernet Switch (FRTU Panel)	EA	1	1,59,160.76	1,59,160.76
7	Networking Accessories	SET	1	84.96	84.96
8	CMR with Mounting Base for Digital Inputs	EA	32	1,062.00	33,984.00
9	Interposing Relay for Digital Output	EA	16	1,062.00	16,992.00
10	Battery Charger	EA	1	20,650.00	20,650.00
11	Battery	EA	1	14,750.00	14,750.00
12	4G Modem cum Router	EA	1	28,320.00	28,320.00
13	Instrumentation Cable 12 C X 0.5 mm2, Armored cable for Status and Indications	M	40	364.62	14,584.80
14	Instrumentation Cable 7 C X 1.5 mm2, Armored for Control Output	M	40	352.82	14,112.80
15	Twisted Pair Shielded & Over all shielded Instrumentation Cable 5 P X 1.0 mm2, Armored for Analog Input	M	40	450.76	18,030.40
16	4 C X 2.5 mm2 Copper cable for extension of CT & PT	M	20	306.80	6,136.00
17	2 C X 4 mm2 Cable for DC Power Supply	M	10	247.80	2,478.00
18	4P X 0.36 mm2, Armored Communication Cable for MFM	M	20	270.22	5,404.40
19	Armored CAT6 SFTP Cable	M	15	126.26	1,893.90
20	Un-Armored CAT6 SFTP Cable	M	12	64.90	752.26
21	Multi Function Meter	EA	2	16,520.00	33,040.00
22	40mm nominal bore GI pipe (Heavy gauge) earthing device with 3 mtr .Long	EA	2	1,534.00	3,068.00
23	GI Flat 25X6 mm(1.18kg/mtr)	Kg	9.44	84.96	802.02
A				**Total Cost of materials**	**43,47,614.64**
B				**Stock, Storage & Insurance i.e 3%**	**1,30,428.44**
C				**Sub Total C=A+B**	**44,78,043.08**
D				**Contigency @ 3% of C**	**1,34,341.29**
E				**Tools & Plants @ 2% of C**	**89,560.86**
F				**Transportation @ 7.5% of C**	**3,35,853.23**
G				**Erection Transformer/Breaker/WPB/H Pole/Joist Poles @ 5%**	**1,83,407.87**
H				**Erection Other @ 10%**	**77,911.17**
I				**Erection PSC Pole @ 20%**	
J				**Sub Total J=C+D+E+F+G+H+I**	**52,99,117.51**
	Civil & Services				
	Construction of RMU foundation O/D	EA	1	33,040.00	33,040.00
	LAY CBL XLPE 33KV TREN/PIPE	Mtr	8	135.70	1,085.60
	Construction of FRP fencing	SQ.MM	32	4,130.00	1,32,160.00
	Construction of Earthing Chamber (Size: 2'X2') and RCC Slab cover as per specification including supply of material%_1	EA	2	4,130.00	8,260.00
	GIS coordinate mapping, drawing preparation and submission of the same for DTR,ABS,ARC,Sectionalizer,RMU etc%_1	EA	1	1,180.00	1,180.00
K				**Total Civil Part**	**1,75,725.60**
L				**Sub-Total L =J+K**	**54,74,843.11**
M				**Other Over Head (Including Supervision charges)@ 6% of L**	**-**
N				**Sub-Total N=L+M**	**54,74,843.11**
O				**CESS @ 1% of Sub-Total N**	**54,748.43**
P				**Inspection fees**	**750.00**
Q				**Drawing approval**	**750.00**
R				**Sub-Total R=N+O+P+Q**	**55,31,091.54**
S				**Add GST (Exempted) of Sub-Total**	**-**
T				**Grand Total**	**55,31,091.54**

Cost Estimate for 33kV 3-Way Ring Main Unit					
Sl No	**Description of Item**	**Unit**	**Quantity**	**Landed Unit Cost inclusive of GST(In Rs.)**	**Amount(In Rs.)**
1	33KV,3 Way ,Motorized.630A ,25 kA/1 sec,Outdoor Type LLV (2ISO+1BKR) + AUX PT	EA	1	27,43,500.00	27,43,500.00
2	33kV AL 3CX400 Sqmm XLPE Cable armoured-FRLSH	Mtr	8	3,734.70	29,877.60
3	Heat shrinkable jointing kit for 3Cx400 mm² 33KV XLPE Cable(outdoor type)	EA	2	14,042.00	28,084.00
4	JT Kit 33KV I/D 3CX400SQMM SCREEN TYPE TOUCH PROF	EA	2	84,859.70	1,69,719.40
5	Pre-Wired FRTU Panel with FRTU	EA	1	1,84,371.46	1,84,371.46
6	Managed Layer2 Ethernet Switch (FRTU Panel)	EA	1	1,59,160.76	1,59,160.76
7	Networking Accessories	SET	1	84.96	84.96
8	CMR with Mounting Base for Digital Inputs	EA	32	1,062.00	33,984.00
9	Interposing Relay for Digital Output	EA	16	1,062.00	16,992.00
10	Battery Charger	EA	1	20,650.00	20,650.00
11	Battery	EA	1	14,750.00	14,750.00
12	4G Modem cum Router	EA	1	28,320.00	28,320.00
13	Instrumentation Cable 12 C X 0.5 mm2, Armored cable for Status and Indications	M	40	364.62	14,584.80
14	Instrumentation Cable 7 C X 1.5 mm2, Armored for Control Output	M	40	352.82	14,112.80
15	Twisted Pair Shielded & Over all shielded Instrumentation Cable 5 P X 1.0 mm2, Armored for Analog Input	M	40	450.76	18,030.40
16	4 C X 2.5 mm2 Copper cable for extension of CT & PT	M	20	306.80	6,136.00
17	2 C X 4 mm2 Cable for DC Power Supply	M	10	247.80	2,478.00
18	4P X 0.36 mm2, Armored Communication Cable for MFM	M	20	270.22	5,404.40
19	Armored CAT6 SFTP Cable	M	20	126.26	2,525.20
20	Un-Armored CAT6 SFTP Cable	M	20	64.90	1,298.00
21	Multi Function Meter	EA	2	16,520.00	33,040.00
22	40mm nominal bore GI pipe (Heavy gauge) earthing device with 3 mtr .Long	EA	2	1,534.00	3,068.00
23	GI Flat 25X6 mm(1.18kg/mtr)	Kg	9.44	84.96	802.02
A				**Total Cost of materials**	**35,30,973.80**
B				**Stock, Storage & Insurance i.e 3%**	**1,05,929.21**
C				**Sub Total C=A+B**	**36,36,903.02**
D				**Contigency @ 3% of C**	**1,09,107.09**
E				**Tools & Plants @ 2% of C**	**72,738.06**
F				**Transportation @ 7.5% of C**	**2,72,767.73**
G				**Erection Transformer/Breaker/WPB/H Pole/Joist Poles @ 5%**	**1,41,290.25**
H				**Erection Other @ 10%**	**78,032.41**
I				**Erection PSC Pole @ 20%**	
J				**Sub Total J=C+D+E+F+G+H+I**	**43,10,838.55**
	Civil & Services				
	Construction of RMU foundation O/D	EA	1	33,040.00	33,040.00
	LAY CBL XLPE 33KV TREN/PIPE	Mtr	8	135.70	1,085.60
	Construction of FRP fencing	SQ.MM	32	4,130.00	1,32,160.00
	Construction of Earthing Chamber (Size: 2'X2') and RCC Slab cover as per specification including supply of material%_1	EA	2	4,130.00	8,260.00
	GIS coordinate mapping, drawing preparation and submission of the same for DTR,ABS,ARC,Sectionalizer,RMU etc%_1	EA	1	1,180.00	1,180.00
K				**Total Civil Part**	**1,75,725.60**
L				**Sub-Total L =J+K**	**44,86,564.15**
M				**Other Over Head (Including Supervision charges)@ 6% of L**	**-**
N				**Sub-Total N=L+M**	**44,86,564.15**
O				**CESS @ 1% of Sub-Total N**	**44,865.64**
P				**Inspection fees**	**750.00**
Q				**Drawing approval**	**750.00**
R				**Sub-Total R=N+O+P+Q**	**45,32,929.79**
S				**Add GST (Exempted) of Sub-Total**	**-**
T				**Grand Total**	**45,32,929.79**

Cost Estimate for 11kV 4-Way Ring Main Unit

Sl No	Description of Item	Unit	Quantity	Landed Unit Cost inclusive of GST(In Rs.)	Amount(In Rs.)
1	11KV,4WAY,Motorized,630A,21kA/3 sec, Outdoor Type LLVV (2ISO+2BKR) + AUX PT + FRTU	EA	1	13,25,187.20	13,25,187.20
2	11kV AL 3CX400 Sqmm XLPE Cable armoured-FRLSH	Mtr	65	2,802.50	1,82,162.50
3	Heat shrinkable jointing kit for 3Cx400 mm² 11KV XLPE Cable(outdoor type)	EA	2	3,422.00	6,844.00
4	Heat shrinkable jointing kit for 3Cx400 mm² 11KV XLPE Cable(indoor type)	EA	2	9,746.80	19,493.60
5	40mm nominal bore GI pipe (Heavy gauge) earthing device with 3 mtr .Long	EA	2	1,534.00	3,068.00
6	GI Flat 25X6 mm(1.18kg/mtr)	Kg	17.06	84.96	1,449.74
A				**Total Cost of materials**	**15,38,205.04**
B				**Stock, Storage & Insurance i.e 3%**	**46,146.15**
C				**Sub Total C=A+B**	**15,84,351.19**
D				**Contigency @ 3% of C**	**47,530.54**
E				**Tools & Plants @ 2% of C**	**31,687.02**
F				**Transportation @ 7.5% of C**	**1,18,826.34**
G				**Erection Transformer/Breaker/WPB/H Pole/Joist Poles @ 5%**	**68,247.14**
H				**Erection Other @ 10%**	**3,178.10**
I				**Erection PSC Pole @ 20%**	
J				**Sub Total J=C+D+E+F+G+H+I**	**18,53,820.33**
	Civil & Services				
	Construction of RMU foundation O/D	EA	1	33,040.00	33,040.00
	LAY CBL PWR XLPE 11KV TREN/PIPE	Mtr	65	129.80	8,437.00
	Construction of FRP fencing	SQ.MM	32	4,130.00	1,32,160.00
	Construction of Earthing Chamber (Size: 2'X2') and RCC Slab cover as per specification including supply of material%_1	EA	2	4,130.00	8,260.00
	GIS coordinate mapping, drawing preparation and submission of the same for DTR,ABS,ARC,Sectionalizer,RMU etc%_1	EA	1	1,180.00	1,180.00
K				**Total Civil Part**	**1,83,077.00**
L				**Sub-Total L =J+K**	**20,36,897.33**
M				**Other Over Head (Including Supervision charges)@ 6% of L**	**-**
N				**Sub-Total N=L+M**	**20,36,897.33**
O				**CESS @ 1% of Sub-Total N**	**20,368.97**
P				**Inspection fees**	**750.00**
Q				**Drawing approval**	**750.00**
R				**Sub-Total R=N+O+P+Q**	**20,58,766.30**
S				**Add GST (Exempted) of Sub-Total**	**-**
T				**Grand Total**	**20,58,766.30**

Cost Estimate for 11kV 4-Way Ring Main Unit with Metering Unit

Sl No	Description of Item	Unit	Quantity	Landed Unit Cost inclusive of GST(In Rs.)	Amount(In Rs.)
1	11KV,4WAY,Motorized,630A,21kA/3 sec, Outdoor Type LLVV (2ISO+2BKR) + HT metering unit + AUX PT + FRTU	EA	1	17,70,480.26	17,70,480.26
2	11kV AL 3CX400 Sqmm XLPE Cable armoured-FRLSH	Mtr	65	2,802.50	1,82,162.50
3	Heat shrinkable jointing kit for 3Cx400 mm² 11KV XLPE Cable(outdoor type)	EA	2	3,422.00	6,844.00
4	Heat shrinkable jointing kit for 3Cx400 mm² 11KV XLPE Cable(indoor type)	EA	2	9,746.80	19,493.60
5	40mm nominal bore GI pipe (Heavy gauge) earthing device with 3 mtr .Long	EA	2	1,534.00	3,068.00
6	GI Flat 25X6 mm(1.18kg/mtr)	Kg	17.06	84.96	1,449.74
A				**Total Cost of materials**	**19,83,498.10**
B				**Stock, Storage & Insurance i.e 3%**	**59,504.94**
C				**Sub Total C=A+B**	**20,43,003.04**
D				**Contigency @ 3% of C**	**61,290.09**
E				**Tools & Plants @ 2% of C**	**40,860.06**
F				**Transportation @ 7.5% of C**	**1,53,225.23**
G				**Erection Transformer/Breaker/WPB/H Pole/Joist Poles @ 5%**	**91,179.73**
H				**Erection Other @ 10%**	**3,178.10**
I				**Erection PSC Pole @ 20%**	
J				**Sub Total J=C+D+E+F+G+H+I**	**23,92,736.26**
	Civil & Services				
	Construction of RMU foundation O/D	EA	1	33,040.00	33,040.00
	LAY CBL PWR XLPE 11KV TREN/PIPE	Mtr	65	129.80	8,437.00
	Construction of FRP fencing	SQ.MM	32	4,130.00	1,32,160.00
	Construction of Earthing Chamber (Size: 2'X2') and RCC Slab cover as per specification including supply of material%_1	EA	2	4,130.00	8,260.00
	GIS coordinate mapping, drawing preparation and submission of the same for DTR,ABS,ARC,Sectionalizer,RMU etc%_1	EA	1	1,180.00	1,180.00
K				**Total Civil Part**	**1,83,077.00**
L				**Sub-Total L =J+K**	**25,75,813.26**
M				**Other Over Head (Including Supervision charges)@ 6% of L**	**-**
N				**Sub-Total N=L+M**	**25,75,813.26**
O				**CESS @ 1% of Sub-Total N**	**25,758.13**
P				**Inspection fees**	**750.00**
Q				**Drawing approval**	**750.00**
R				**Sub-Total R=N+O+P+Q**	**26,03,071.39**
S				**Add GST (Exempted) of Sub-Total**	**-**
T				**Grand Total**	**26,03,071.39**

Cost Estimate for 33kV Line Four Pole Structure with 13mtr. WPB-pole for N-1 Arrangement					
Sl No	**Description of Item**	**Unit**	**Quantity**	**Landed Unit Cost inclusive of GST(In Rs.)**	**Amount(In Rs.)**
1	WPB 160x152 (30.44KG/Mtr.),13 mtr- with base plate 300x300x12	EA	4	37,890.20	1,51,560.80
2	Top Channel 100X50X5mm, each channel length 4.3 Mtr	Kg	328.86	92.04	30,268.64
3	Double Pole Belting Channel 75X40X4.8mm., each channel length 4.3 Mtr	Kg	245.62	92.04	22,606.50
4	50X50X6mm.GI Bracing Angle, each angle length 4.927 Mtr	Kg	177.37	92.04	16,325.32
5	Mounting Channel 100X50X5mm GI channel 4.3 Mtr long	Kg	246.65	92.04	22,701.48
6	Isolator Support Side Channel 100X50X5mm, each channel length 0.5 Mtr	Kg	28.68	92.04	2,639.71
7	Down Pipe Base Support Angle 50X50X6mm, each angle length 0.34 Mtr	Kg	4.59	92.04	422.46
8	Channel Support for down Pipe 75X40X4.8mm., each channel length 0.750 Mtr	Kg	17.14	92.04	1,577.20
9	Down Pipe Diagonal Support Angle 50X50X6mm, each angle length 0.388 Mtr	Kg	5.24	92.04	482.11
10	Fish Plate 50X6 mm.,each 0.280 mtr. Length	Kg	10.57	84.96	898.27
11	Danger Plate, 33kV	EA	4	212.40	849.60
12	Back Clamp (25X3 mm. flat) for danger Plate WPB pole	Kg	2.64	84.96	224.59
13	GI barbed wire(2.50x2.50 mm) anticlimbing device	Kg	12	87.32	1,047.84
14	Back Clamp (25X3mm. Flat) for Barbed wire anticlimbing device for WPB Pole	Kg	5.29	84.96	449.17
15	30KV, 10 KA (Station Class, CL-II) without Surge Counter	EA	9.00	5,242.74	47,184.66
16	33kV,10kN pin insulator polymer	EA	6	469.64	2,817.84
17	Disc Insulator Hardware Fittings (90KN) B&S,4 Bolt	Set	6	744.58	4,467.48
18	33KV Polymeric Disc Insulator 90KN B&S	EA	6	341.02	2,046.12
19	Earthing Coil	EA	4	193.52	774.08
20	No 8 GI wire (0.131 kg/mtr.)	Kg	1.05	87.32	91.51
21	WEDGE CONNECTOR '.'FIRE" FOR 148SQMM CONDUCTOR	EA	12	304.44	3,653.28
22	33KV 1250A without earth switch GI Box (Porcelain)-Non-Motorized	EA	3	73,036.10	2,19,108.30
23	GI Nut , Bolt & Washer of different sizes	Kg	52.1	87.32	4,551.47
24	HT Stay Clamp Type-A for WPB Pole	Pair	2	306.80	613.60
25	HT Stay Clamp Type-B for WPB Pole	Pair	2	306.80	613.60
26	H.T 33kV Stay set (Complete)	Set	4	1,692.12	6,768.48
27	HT stay (Guy) insulator	EA	8	102.66	821.28
28	7/8 SWG Stay Wire(4mm)-(Heavy)	Kg	60	88.50	5,310.00
29	40mm nominal bore GI pipe (Heavy gauge) earthing device with 3 mtr .Long	EA	7	1,534.00	10,738.00
30	GI Flat 50X6 mm(2.36kg/mtr)	Kg	181.72	84.96	15,438.93
31	Black Paint	Ltr	2	251.07	502.14
32	Yellow Colour Paint for Background	Ltr	4	251.07	1,004.27
A				**Total Cost of materials**	**5,78,558.72**
B				**Stock, Storage & Insurance i.e 3%**	**17,356.76**
C				**Sub Total C=A+B**	**5,95,915.49**
D				**Contigency @ 3% of C**	**17,877.46**
E				**Tools & Plants @ 2% of C**	**11,918.31**
F				**Transportation @ 7.5% of C**	**44,693.66**
G				**Erection Transformer/Breaker/WPB/H Pole/Joist Poles @ 5%**	**7,805.38**
H				**Erection Other @ 10%**	**43,980.79**
I				**Erection PSC Pole @ 20%**	
J				**Sub Total J=C+D+E+F+G+H+I**	**7,22,191.09**
	Civil & Services				
	Concreting of poles in ratio 1:1.5:3 for 13MTR POLE	EA	4	4,315.10	17,260.41
	Couping of poles in ratio 1:1.5:3 for 13MTR POLE	EA	4	882.63	3,530.54
	Stay concreting in ratio 1:2:4	EA	4	1,534.00	6,136.00
	Construction of Earthing Chamber (Size: 2'X2') and RCC Slab cover as per specification including supply of material%_1	EA	7	4,130.00	28,910.00
	GIS Mapping, indexing/numbering of Poles as per GIS format, scope also include site survey for GIS indexing as per requirement.%_1	EA	4	986.48	3,945.92
K				**Total Civil Part**	**59,782.87**
L				**Sub-Total L =J+K**	**7,81,973.96**
M				**Other Over Head (Including Supervision charges)@ 6% of L**	**-**
N				**Sub-Total N=L+M**	**7,81,973.96**
O				**CESS @ 1% of Sub-Total N**	**7,819.74**
P				**Inspection Fees**	
Q				**Drawing Approval**	**750.00**
R				**Sub-Total R=N+O+P+Q**	**7,90,543.70**
S				**Add GST (Exempted) of Sub-Total**	**-**
T				**Grand Total**	**7,90,543.70**

Cost Estimate for 33kV Indoor Switchgear Feeder Panel(Adapter+Incomer)

Sl No	Description of Item	Unit	Quantity	Landed Unit Cost inclusive of GST(In Rs.)	Amount(In Rs.)
1	33KV 1250A I/D PANEL-I/C 1250A VCB 48V DC	EA	1	15,12,902.78	15,12,902.78
2	33KV 1250A I/D PANEL-ADAPTOR PANEL 48V DC	EA	1	6,80,691.26	6,80,691.26
3	JT Kit 33KV I/D 3CX400SQMM SCREEN TYPE TOUCH PROF	EA	2	84,859.70	1,69,719.40
4	1.1kV CU 4C x 2.5 sqmm PVC,FRLSH,Round Armoured	Mtr	10	146.32	1,463.20
5	1.1kV CU 7C x 2.5 sqmm PVC,FRLSH,Round Armoured	Mtr	10	231.28	2,312.80
6	1.1kV CU 10C x 2.5 sqmm PVC,FRLSH,Round Armoured	Mtr	10	332.76	3,327.60
7	Supply of Cheq. plate 1000X300X5.6mm	TON	0.25	84,993.65	21,248.41
8	40mm nominal bore GI pipe (Heavy gauge) earthing device with 3 mtr .Long	EA	2	1,534.00	3,068.00
9	GI Flat 50X6 mm(2.36kg/mtr)	Kg	37.76	84.96	3,208.09
A				**Total Cost of materials**	**23,97,941.54**
B				**Stock, Storage & Insurance i.e 3%**	**71,938.25**
C				**Sub Total C=A+B**	**24,69,879.79**
D				**Contigency @ 3% of C**	**74,096.39**
E				**Tools & Plants @ 2% of C**	**49,397.60**
F				**Transportation @ 7.5% of C**	**1,85,240.98**
G				**Erection Transformer/Breaker/WPB/H Pole/Joist Poles @ 5%**	
H				**Erection Other @ 10%**	**2,46,987.98**
I				**Erection PSC Pole @ 20%**	
J				**Sub Total J=C+D+E+F+G+H+I**	**30,25,602.74**
	Civil & Services				
	Construction of Earthing Chamber (Size: 2'X2') and RCC Slab cover as per specification including supply of material%_1	EA	2	4,130.00	8,260.00
	Laying of Cheq. plate 1000X300X5.6mm	TON	0.25	8,690.56	2,172.64
K				**Total Civil Part**	**10,432.64**
L				**Sub-Total L =J+K**	**30,36,035.38**
M				**Other Over Head (Including Supervision charges)@ 6% of L**	**-**
N				**Sub-Total N=L+M**	**30,36,035.38**
O				**CESS @ 1% of Sub-Total N**	**30,360.35**
P				**Inspection fees**	
Q				**Drawing approval**	
R				**Sub-Total R=N+O+P+Q**	**30,66,395.74**
S				**Add GST (Exempted) of Sub-Total**	**-**
T				**Grand Total**	**30,66,395.74**

Cost Estimate for Under-Ground Cabling 33KV,3CX400 Sq.mm by RCC Trench Method with Spare

Sl No	Description of Item	Unit	Quantity	Landed Unit Cost inclusive of GST(In Rs.)	Amount(In Rs.)
1	33kV AL 3CX400 Sqmm XLPE Cable armoured-FRLSH	Mtr	2	3,734.70	7,469.40
2	Heat shrinkable jointing kit for 3Cx400 mm² 33KV XLPE Cable(outdoor type)	EA	2	14,042.00	28,084.00
3	Heat shrinkable jointing kit for 3Cx400 mm² 33KV XLPE Cable(Indoor type)	EA	2	13,381.20	26,762.40
A				**Total Cost of materials**	**62,315.80**
B				**Stock, Storage & Insurance i.e 3%**	**1,869.47**
C				**Sub Total C=A+B**	**64,185.27**
D				**Contigency @ 3% of C**	**1,925.56**
E				**Tools & Plants @ 2% of C**	**1,283.71**
F				**Transportation @ 7.5% of C**	**4,813.90**
G				**Erection Transformer/Breaker/WPB/H Pole/Joist Poles @ 5%**	
H				**Erection Other @ 10%**	**5,649.18**
I				**Erection PSC Pole @ 20%**	
J				**Sub Total J=C+D+E+F+G+H+I**	**77,857.61**
	Civil & Services				
	LAY CBL XLPE 33KV TREN/PIPE	Mtr	2	135.70	271.40
	Earth Work-excluding hard roack	CUM	3	413.00	1,285.34
	Earth Work-hard roack	CUM	1.334	1,327.72	1,770.92
	PCC 1:3:6	CUM	0.390	6,192.01	2,414.89
	RCC M20 (Foundation & Plinth)	CUM	0.671	8,614.00	5,782.15
	BrickWork-FPS brick-class 75Cmortar 1:6	CUM	0.259	10,023.11	2,593.48
	12 mm Cement Plaster of mix -1.6 mm	SQ.MM	8.26	323.47	2,671.89
	Supply & Laying of prefabricated RCC Slabs (75mm Thk) of Various sizes as per site requirement of M20 Grade with supply of all civil material (Cement, Sand & 10 to 12mm stone aggregate), with 8mm dia R/f cutting & bending etc. as per direction of EIC.%_1	SQ.MM	1.14	4,941.96	5,633.83
	SITC OF GI Cable tray - Scope of work includes supply and installation of GI ladder type cable tray of 450 mm width along with accessories(Coupler plate &fastener)(without cover & Clamp),standard Length : 2500 mm per piece%_1	Mtr	2	1,121.00	2,242.00
K				**Total Civil Part**	**24,665.89**
L				**Sub-Total L =J+K**	**1,02,523.50**
M				**Other Over Head (Including Supervision charges)@ 6% of L**	**-**
N				**Sub-Total N=L+M**	**1,02,523.50**
O				**CESS @ 1% of Sub-Total N**	**1,025.24**
P				**Inspection fees**	**3,000.00**
Q				**Drawing approval**	**750.00**
R				**Sub-Total R=N+O+P+Q**	**1,07,298.74**
S				**Add GST (Exempted) of Sub-Total**	**-**
T				**Grand Total**	**1,07,298.74**

Cost Estimate for Under-Ground Cabling 33KV,3CX400 Sq.mm by RCC Trench Method					
Sl No	**Description of Item**	**Unit**	**Quantity**	**Landed Unit Cost inclusive of GST(In Rs.)**	**Amount(In Rs.)**
1	33kV AL 3CX400 Sqmm XLPE Cable armoured-FRLSH	Mtr	100	3,734.70	3,73,470.00
2	Heat shrinkable jointing kit for 3Cx400 mm² 33KV XLPE Cable(outdoor type)	EA	2	14,042.00	28,084.00
3	Heat shrinkable jointing kit for 3Cx400 mm² 33KV XLPE Cable(Indoor type)	EA	2	13,381.20	26,762.40
A				**Total Cost of materials**	**4,28,316.40**
B				**Stock, Storage & Insurance i.e 3%**	**12,849.49**
C				**Sub Total C=A+B**	**4,41,165.89**
D				**Contigency @ 3% of C**	**13,234.98**
E				**Tools & Plants @ 2% of C**	**8,823.32**
F				**Transportation @ 7.5% of C**	**33,087.44**
G				**Erection Transformer/Breaker/WPB/H Pole/Joist Poles @ 5%**	
H				**Erection Other @ 10%**	**5,649.18**
I				**Erection PSC Pole @ 20%**	
J				**Sub Total J=C+D+E+F+G+H+I**	**5,01,960.81**
	Civil & Services				
	LAY CBL XLPE 33KV TREN/PIPE	Mtr	100	135.70	13,570.00
	Earth Work-excluding hard roack	CUM	156	413.00	64,266.93
	Earth Work-hard roack	CUM	66.690	1,327.72	88,545.93
	PCC 1:3:6	CUM	19.500	6,192.01	1,20,744.28
	RCC M20 (Foundation & Plinth)	CUM	33.563	8,614.00	2,89,107.38
	BrickWork-FPS brick-class 75Cmortar 1:6	CUM	12.938	10,023.11	1,29,673.97
	12 mm Cement Plaster of mix -1.6 mm	SQ.MM	413.00	323.47	1,33,594.51
	Supply & Laying of prefabricated RCC Slabs (75mm Thk) of Various sizes as per site requirement of M20 Grade with supply of all civil material (Cement, Sand & 10 to 12mm stone aggregate), with 8mm dia R/f cutting & bending etc. as per direction of EIC.%_1	SQ.MM	57.00	4,941.96	2,81,691.61
	SITC OF GI Cable tray - Scope of work includes supply and installation of GI ladder type cable tray of 450 mm width along with accessories(Coupler plate &fastener)(without cover & Clamp),standard Length : 2500 mm per piece%_1	Mtr	100	1,121.00	1,12,100.00
K				**Total Civil Part**	**12,33,294.61**
L				**Sub-Total L =J+K**	**17,35,255.41**
M				**Other Over Head (Including Supervision charges)@ 6% of L**	**-**
N				**Sub-Total N=L+M**	**17,35,255.41**
O				**CESS @ 1% of Sub-Total N**	**17,352.55**
P				**Inspection fees**	**3,000.00**
Q				**Drawing approval**	**750.00**
R				**Sub-Total R=N+O+P+Q**	**17,56,357.97**
S				**Add GST (Exempted) of Sub-Total**	**-**
T				**Grand Total**	**17,56,357.97**

Cost Estimate for Upgradation of 33kV line with 13mtr. WPB-pole and AAAC 232 Sq.mm					
Sl No	**Description of Item**	**Unit**	**Quantity**	**Landed Unit Cost inclusive of GST(In Rs.)**	**Amount(In Rs.)**
1	WPB 160x152 (30.44KG/Mtr.),13 mtr- with base plate 300x300x12	EA	12	37,890.20	4,54,682.41
2	Top Channel 100X50X5mm,each channel length 3.25 Mtr	Kg	62.14	92.04	5,719.37
3	Double Pole Bracing Channel 75X40X4.8mm,each channel length 1.66 Mtr	Kg	59.26	92.04	5,454.47
4	50X50X6mm.GI Bracing Angle, each angle length 2.671 Mtr	Kg	48.08	92.04	4,425.10
5	Straight Cross Arm Channel 100X50X5mm, each channel length 1.7 Mtr.	Kg	97.51	92.04	8,975.00
6	Straight Cross Arm Top Channel 100X50X5mm,each channel length 0.306 Mtr.	Kg	17.55	92.04	1,615.50
7	Fish Plate 50X6 mm.,each 0.280 mtr. Length	Kg	14.54	84.96	1,235.11
8	Danger Plate, 33kV	EA	12	212.40	2,548.80
9	Back Clamp (25X3 mm. flat) for danger Plate WPB pole	Kg	7.93	84.96	673.76
10	GI barbed wire(2.50x2.50 mm) anticlimbing device	Kg	36	87.32	3,143.52
11	Back Clamp (25X3mm. Flat) for Barbed wire anticlimbing device for WPB Pole	Kg	15.86	84.96	1,347.52
12	33kV,10kN pin insulator polymer	EA	62	469.64	29,117.68
13	H.T. CROSS ARM 'V SHAPE FOR 33KV(Gl)-20Kg	EA	22	2,007.18	44,157.96
14	GI Back Clamp for 33kV 'V' Cros Arm WPB Pole-50X8	EA	22	165.20	3,634.40
15	33KV Pole top Bracket	EA	19	95.58	1,816.02
16	Disc Insulator Hardware Fittings (90KN) B&S,4 Bolt	Set	18	744.58	13,402.44
17	33KV Polymeric Disc Insulator 90KN B&S	EA	18	341.02	6,138.36
18	Earthing Coil	EA	12	193.52	2,322.24
19	No 8 GI wire (0.131 kg/mtr.)	Kg	3.14	87.32	274.53
20	WEDGE CONNECTOR '.'FIRE" FOR 232SQMM CONDUCTOR	EA	18	392.94	7,072.92
21	GI Nut , Bolt & Washer of different sizes	Kg	38.7	87.32	3,377.36
22	HT Stay Clamp Type-A for WPB Pole	Pair	7	306.80	2,147.60
23	HT Stay Clamp Type-B for WPB Pole	Pair	1	306.80	306.80
24	H.T 33kV Stay set (Complete)	Set	8	1,692.12	13,536.96
25	HT stay (Guy) insulator	EA	16	102.66	1,642.56
26	7/8 SWG Stay Wire(4mm)-(Heavy)	Kg	120	88.50	10,620.00
27	40mm nominal bore GI pipe (Heavy gauge) earthing device with 3 mtr .Long	EA	1	1,534.00	1,534.00
28	AAA conductor,232 mm2	KM	3.09	2,14,347.00	6,62,332.23
29	GI Flat 50X6 mm(2.36kg/mtr)	Kg	8.00	84.96	679.68
30	Black Paint	Ltr	6	251.07	1,506.41
31	Yellow Colour Paint for Background	Ltr	12	251.07	3,012.82
A				**Total Cost of materials**	**12,98,453.55**
B				**Stock, Storage & Insurance i.e 3%**	**38,953.61**
C				**Sub Total C=A+B**	**13,37,407.16**
D				**Contigency @ 3% of C**	**40,122.21**
E				**Tools & Plants @ 2% of C**	**26,748.14**
F				**Transportation @ 7.5% of C**	**1,00,305.54**
G				**Erection Transformer/Breaker/WPB/H Pole/Joist Poles @ 5%**	**23,416.14**
H				**Erection Other @ 10%**	**86,908.43**
I				**Erection PSC Pole @ 20%**	
J				**Sub Total J=C+D+E+F+G+H+I**	**16,14,907.62**
	Civil & Services				
	Concreting of poles in ratio 1:1.5:3 for 13MTR POLE	EA	12	4,315.10	51,781.24
	Couping of poles in ratio 1:1.5:3 for 13MTR POLE	EA	12	882.63	10,591.62
	Stay concreting in ratio 1:2:4	EA	8	1,534.00	12,272.00
	Construction of Earthing Chamber (Size: 2'X2') and RCC Slab cover as per specification including supply of material%_1	EA	1	4,130.00	4,130.00
	Dismantling of RSJ/ WPB pole(150x150mm/R	EA	1	1,300.00	1,300.00
	Dismantling of RSJ/WPB pole(116x100mm)	EA	1	1,380.91	1,380.91
	Dismantling of PSC pole (9mtr)& return	EA	2	950.00	1,900.00
	Dismantling of 11KV 'V' Cross arm & retu	EA	14	42.34	592.76
	Dismantling of 11KV GI pin with insulato	EA	14	8.28	115.92
	Dismantling of 11KV Disc insulator with	EA	12	8.28	99.36
	Dismantling of MS Channel& Return store	Kg	115.06	8.10	932.02
	Dismantl of 80/100mm2 AAA Conductor&retu	Mtr	3090.00	9.20	28,428.00
	GIS coordinate mapping, drawing preparation and submission of the same for New/Existing line%_1	EA	1	12,354.60	12,354.60
K				**Total Civil Part**	**1,25,878.43**
L				**Sub-Total L =J+K**	**17,40,786.05**
M				**Other Over Head (Including Supervision charges)@ 6% of L**	**-**
N				**Sub-Total N=L+M**	**17,40,786.05**
O				**CESS @ 1% of Sub-Total N**	**17,407.86**
P				**Inspection Fees**	
Q				**Drawing Approval**	
R				**Sub-Total R=N+O+P+Q**	**17,58,193.91**
S				**Add GST (Exempted) of Sub-Total**	**-**
T				**Grand Total**	**17,58,193.91**

Cost Estimate for Upgradation of 33kV line with 13mtr. WPB-pole and AAAC 148 Sq.mm					
Sl No	**Description of Item**	**Unit**	**Quantity**	**Landed Unit Cost inclusive of GST(In Rs.)**	**Amount(In Rs.)**
1	WPB 160x152 (30.44KG/Mtr.),13 mtr- with base plate 300x300x12	EA	12	37,890.20	4,54,682.41
2	Top Channel 100X50X5mm,each channel length 3.25 Mtr	Kg	62.14	92.04	5,719.37
3	Double Pole Bracing Channel 75X40X4.8mm,each channel length 1.66 Mtr	Kg	59.26	92.04	5,454.47
4	50X50X6mm.GI Bracing Angle, each angle length 2.671 Mtr	Kg	48.08	92.04	4,425.10
5	Straight Cross Arm Channel 100X50X5mm, each channel length 1.7 Mtr.	Kg	97.51	92.04	8,975.00
6	Straight Cross Arm Top Channel 100X50X5mm,each channel length 0.306 Mtr.	Kg	17.55	92.04	1,615.50
7	Fish Plate 50X6 mm.,each 0.280 mtr. Length	Kg	14.54	84.96	1,235.11
8	Danger Plate, 33kV	EA	12	212.40	2,548.80
9	Back Clamp (25X3 mm. flat) for danger Plate WPB pole	Kg	7.93	84.96	673.76
10	GI barbed wire(2.50x2.50 mm) anticlimbing device	Kg	36	87.32	3,143.52
11	Back Clamp (25X3mm. Flat) for Barbed wire anticlimbing device for WPB Pole	Kg	15.86	84.96	1,347.52
12	33kV,10kN pin insulator polymer	EA	32	469.64	15,028.48
13	H.T. CROSS ARM 'V SHAPE FOR 33KV(Gl)-20Kg	EA	8	2,007.18	16,057.44
14	GI Back Clamp for 33kV 'V' Cros Arm WPB Pole-50X8	EA	8	165.20	1,321.60
15	33KV Pole top Bracket	EA	8	95.58	764.64
16	Disc Insulator Hardware Fittings (90KN) B&S,4 Bolt	Set	18	744.58	13,402.44
17	33KV Polymeric Disc Insulator 90KN B&S	EA	18	341.02	6,138.36
18	Earthing Coil	EA	12	193.52	2,322.24
19	No 8 GI wire (0.131 kg/mtr.)	Kg	3.14	87.32	274.53
20	WEDGE CONNECTOR '.'FIRE" FOR 148SQMM CONDUCTOR	EA	6	304.44	1,826.64
21	GI Nut , Bolt & Washer of different sizes	Kg	38.7	87.32	3,377.36
22	HT Stay Clamp Type-A for WPB Pole	Pair	7	306.80	2,147.60
23	HT Stay Clamp Type-B for WPB Pole	Pair	1	306.80	306.80
24	H.T 33kV Stay set (Complete)	Set	8	1,692.12	13,536.96
25	HT stay (Guy) insulator	EA	16	102.66	1,642.56
26	7/8 SWG Stay Wire(4mm)-(Heavy)	Kg	120	88.50	10,620.00
27	40mm nominal bore GI pipe (Heavy gauge) earthing device with 3 mtr .Long	EA	1	1,534.00	1,534.00
28	AAA conductor,148 mm2	KM	3.09	1,37,304.80	4,24,271.83
29	GI Flat 50X6 mm(2.36kg/mtr)	Kg	8.00	84.96	679.68
30	Black Paint	Ltr	6	251.07	1,506.41
31	Yellow Colour Paint for Background	Ltr	12	251.07	3,012.82
A				**Total Cost of materials**	**10,09,592.97**
B				**Stock, Storage & Insurance i.e 3%**	**30,287.79**
C				**Sub Total C=A+B**	**10,39,880.76**
D				**Contigency @ 3% of C**	**31,196.42**
E				**Tools & Plants @ 2% of C**	**20,797.62**
F				**Transportation @ 7.5% of C**	**77,991.06**
G				**Erection Transformer/Breaker/WPB/H Pole/Joist Poles @ 5%**	**23,416.14**
H				**Erection Other @ 10%**	**57,155.79**
I				**Erection PSC Pole @ 20%**	
J				**Sub Total J=C+D+E+F+G+H+I**	**12,50,437.79**
	Civil & Services				
	Concreting of poles in ratio 1:1.5:3 for 13MTR POLE	EA	12	4,315.10	51,781.24
	Couping of poles in ratio 1:1.5:3 for 13MTR POLE	EA	12	882.63	10,591.62
	Stay concreting in ratio 1:2:4	EA	8	1,534.00	12,272.00
	Construction of Earthing Chamber (Size: 2'X2') and RCC Slab cover as per specification including supply of material%_1	EA	1	4,130.00	4,130.00
	Dismantling of RSJ/ WPB pole(150x150mm/R	EA	1	1,300.00	1,300.00
	Dismantling of RSJ/WPB pole(116x100mm)	EA	1	1,380.91	1,380.91
	Dismantling of PSC pole (9mtr)& return	EA	2	950.00	1,900.00
	Dismantling of 11KV 'V' Cross arm & retu	EA	2	42.34	84.68
	Dismantling of 11KV GI pin with insulato	EA	2	8.28	16.56
	Dismantling of 11KV Disc insulator with	EA	12	8.28	99.36
	Dismantling of MS Channel& Return store	Kg	115.06	8.10	932.02
	Dismantl of 80/100mm2 AAA Conductor&retu	Mtr	3090.00	9.20	28,428.00
	GIS coordinate mapping, drawing preparation and submission of the same for New/Existing line%_1	EA	1	12,354.60	12,354.60
K				**Total Civil Part**	**1,25,270.99**
L				**Sub-Total L =J+K**	**13,75,708.78**
M				**Other Over Head (Including Supervision charges)@ 6% of L**	**-**
N				**Sub-Total N=L+M**	**13,75,708.78**
O				**CESS @ 1% of Sub-Total N**	**13,757.09**
P				**Inspection Fees**	
Q				**Drawing Approval**	
R				**Sub-Total R=N+O+P+Q**	**13,89,465.87**
S				**Add GST (Exempted) of Sub-Total**	**-**
T				**Grand Total**	**13,89,465.87**

Cost Estimate for Upgradation of 33kV line with 13mtr. WPB-pole and Insulated XLPE AAAC 148 Sq.mm					
Sl No	**Description of Item**	**Unit**	**Quantity**	**Landed Unit Cost inclusive of GST(In Rs.)**	**Amount(In Rs.)**
1	WPB 160x152 (30.44KG/Mtr.),13 mtr- with base plate 300x300x12	EA	12	37,890.20	4,54,682.41
2	Top Channel 100X50X5mm,each channel length 3.25 Mtr	Kg	62.14	92.04	5,719.37
3	Double Pole Bracing Channel 75X40X4.8mm,each channel length 1.66 Mtr	Kg	59.26	92.04	5,454.47
4	50X50X6mm.GI Bracing Angle, each angle length 2.671 Mtr	Kg	48.08	92.04	4,425.10
5	Straight Cross Arm Channel 100X50X5mm, each channel length 1.7 Mtr.	Kg	97.51	92.04	8,975.00
6	Straight Cross Arm Top Channel 100X50X5mm,each channel length 0.306 Mtr.	Kg	17.55	92.04	1,615.50
7	Fish Plate 50X6 mm.,each 0.280 mtr. Length	Kg	14.54	84.96	1,235.11
8	Danger Plate, 33kV	EA	12	212.40	2,548.80
9	Back Clamp (25X3 mm. flat) for danger Plate WPB pole	Kg	7.93	84.96	673.76
10	GI barbed wire(2.50x2.50 mm) anticlimbing device	Kg	36	87.32	3,143.52
11	Back Clamp (25X3mm. Flat) for Barbed wire anticlimbing device for WPB Pole	Kg	15.86	84.96	1,347.52
12	33kV,10kN pin insulator polymer	EA	32	469.64	15,028.48
13	H.T. CROSS ARM 'V SHAPE FOR 33KV(Gl)-20Kg	EA	8	2,007.18	16,057.44
14	GI Back Clamp for 33kV 'V' Cros Arm WPB Pole-50X8	EA	8	165.20	1,321.60
15	33KV Pole top Bracket	EA	8	95.58	764.64
16	Tension Assembly Wedge Type with Anchoring Clamp for 33 kV 148 Sq.mm covered conductor	EA	18	1,180.00	21,240.00
17	33KV Polymeric Disc Insulator 90KN B&S	EA	18	341.02	6,138.36
18	Earthing Coil	EA	12	193.52	2,322.24
19	No 8 GI wire (0.131 kg/mtr.)	Kg	3.14	87.32	274.53
20	IPC for 33kV 148sqmm Covered Conductor	EA	18	1,062.00	19,116.00
21	MIDSPAN JOINT 33KV COVERED CONDUCTOR 148SQMM	EA	6	885.00	5,310.00
22	JT KIT END TERM. For 33KV 148 SQMM Covered Conductor	EA	6	1,885.64	11,313.84
23	TIE INSULATED HELICAL F/33KV INSL. COND.	EA	33	141.60	4,672.80
24	GI Nut , Bolt & Washer of different sizes	Kg	64	87.32	5,576.93
25	HT Stay Clamp Type-A for WPB Pole	Pair	7	306.80	2,147.60
26	HT Stay Clamp Type-B for WPB Pole	Pair	1	306.80	306.80
27	H.T 33kV Stay set (Complete)	Set	8	1,692.12	13,536.96
28	HT stay (Guy) insulator	EA	16	102.66	1,642.56
29	7/8 SWG Stay Wire(4mm)-(Heavy)	Kg	120	88.50	10,620.00
30	40mm nominal bore GI pipe (Heavy gauge) earthing device with 3 mtr .Long	EA	1	1,534.00	1,534.00
31	33kV 148sqmm XLPE Covered Conductor	Mtr	3090.00	285.56	8,82,380.40
32	GI Flat 50X6 mm(2.36kg/mtr)	Kg	8.00	84.96	679.68
33	Black Paint	Ltr	6	251.07	1,506.41
34	Yellow Colour Paint for Background	Ltr	12	251.07	3,012.82
A				**Total Cost of materials**	**15,16,324.66**
B				**Stock, Storage & Insurance i.e 3%**	**45,489.74**
C				**Sub Total C=A+B**	**15,61,814.40**
D				**Contigency @ 3% of C**	**46,854.43**
E				**Tools & Plants @ 2% of C**	**31,236.29**
F				**Transportation @ 7.5% of C**	**1,17,136.08**
G				**Erection Transformer/Breaker/WPB/H Pole/Joist Poles @ 5%**	**23,416.14**
H				**Erection Other @ 10%**	**1,09,349.15**
I				**Erection PSC Pole @ 20%**	
J				**Sub Total J=C+D+E+F+G+H+I**	**18,89,806.50**
	Civil & Services				
	Concreting of poles in ratio 1:1.5:3 for 13MTR POLE	EA	12	4,315.10	51,781.24
	Couping of poles in ratio 1:1.5:3 for 13MTR POLE	EA	12	882.63	10,591.62
	Stay concreting in ratio 1:2:4	EA	8	1,534.00	12,272.00
	Construction of Earthing Chamber (Size: 2'X2') and RCC Slab cover as per specification including supply of material%_1	EA	1	4,130.00	4,130.00
	Dismantling of RSJ/ WPB pole(150x150mm/R	EA	1	1,300.00	1,300.00
	Dismantling of RSJ/WPB pole(116x100mm)	EA	1	1,380.91	1,380.91
	Dismantling of PSC pole (9mtr)& return	EA	2	950.00	1,900.00
	Dismantling of 33KV 'V' Cross arm & retu	EA	2	42.34	84.68
	Dismantling of 33KV GI pin with insulato	EA	2	8.28	16.56
	Dismantling of 33KV Disc insulator with	EA	12	8.28	99.36
	Dismantling of MS Channel& Return store	Kg	115.06	8.10	932.02
	Dismant of 34/55mm2 AAA Conductor& retu	Mtr	3090.00	7.00	21,630.00
	GIS coordinate mapping, drawing preparation and submission of the same for New/Existing line%_1	EA	1	12,354.60	12,354.60
K				**Total Civil Part**	**1,18,472.99**
L				**Sub-Total L =J+K**	**20,08,279.49**
M				**Other Over Head (Including Supervision charges)@ 6% of L**	**-**
N				**Sub-Total N=L+M**	**20,08,279.49**
O				**CESS @ 1% of Sub-Total N**	**20,082.79**
P				**Inspection Fees**	
Q				**Drawing Approval**	
R				**Sub-Total R=N+O+P+Q**	**20,28,362.29**
S				**Add GST (Exempted) of Sub-Total**	**-**
T				**Grand Total**	**20,28,362.29**

Cost Estimate for Upgradation of 11kV line with 11mtr. WPB-pole and AAAC 148 Sq.mm

Sl No	Description of Item	Unit	Quantity	Landed Unit Cost inclusive of GST(In Rs.)	Amount(In Rs.)
1	WPB 160x152 (30.44KG/Mtr.),11 mtr- with base plate 300x300x12	EA	12	32,214.97	3,86,579.61
2	Top Channel 100X50X5mm, each channel length 3.0 Mtr	Kg	57.36	92.04	5,279.41
3	Double Pole Belting Channel 75X40X4.8mm.,each channel length 3.0 Mtr	Kg	107.10	92.04	9,857.48
4	50X50X6mm.GI Bracing Angle, 4.5Kg./mtr., each angle length 3.512 mtr.	Kg	63.22	92.04	5,818.40
5	Straight Cross Arm Channel 100X50X5mm, each channel length 1.2 Mtr	Kg	68.83	92.04	6,335.30
6	Straight Cross Arm Top Channel 100X50X5mm,each channel length 0.306 Mtr.	Kg	17.55	92.04	1,615.50
7	Fish Plate 50X6 mm.,each 0.280 mtr. Length	Kg	14.54	84.96	1,235.11
8	Danger Plate, 11kV	EA	12	212.40	2,548.80
9	Back Clamp (25X3 mm. flat) for danger Plate WPB pole	Kg	7.93	84.96	673.76
10	GI barbed wire(2.50x2.50 mm) anticlimbing device	Kg	36	87.32	3,143.52
11	Back Clamp (25X3mm. Flat) for Barbed wire anticlimbing device for WPB Pole	Kg	15.86	84.96	1,347.52
12	33kV,10kN pin insulator polymer	EA	32	469.64	15,028.48
13	H.T. CROSS ARM 'V SHAPE FOR 33KV(Gl)-20Kg	EA	8	2,007.18	16,057.44
14	GI Back Clamp for 33kV 'V' Cros Arm WPB Pole-50X8	EA	8	165.20	1,321.60
15	CLAMP F TYPE GI FOR 33KV	EA	8	286.74	2,293.92
16	Disc Insulator Hardware Fittings (90KN) B&S,4 Bolt	Set	18	744.58	13,402.44
17	33KV Polymeric Disc Insulator 90KN B&S	EA	18	341.02	6,138.36
18	Earthing Coil	EA	12	193.52	2,322.24
19	No 8 GI wire (0.131 kg/mtr.)	Kg	3.14	87.32	274.53
20	WEDGE CONNECTOR '.'FIRE" FOR 148SQMM CONDUCTOR	EA	18	304.44	5,479.92
21	GI Nut , Bolt & Washer of different sizes	Kg	31.8	87.32	2,777.39
22	HT Stay Clamp Type-A for WPB Pole	Pair	7	306.80	2,147.60
23	HT Stay Clamp Type-B for WPB Pole	Pair	1	306.80	306.80
24	H.T 11kV Stay set (Complete)	Set	8	1,692.12	13,536.96
25	HT stay (Guy) insulator	EA	8	102.66	821.28
26	7/10 SWG Stay Wire(3.15mm)-(Heavy)	Kg	80	90.86	7,268.80
27	40mm nominal bore GI pipe (Heavy gauge) earthing device with 3 mtr .Long	EA	1	1,534.00	1,534.00
28	AAA conductor,148 mm2	KM	3.09	1,37,304.80	4,24,271.83
29	GI Flat 50X6 mm(2.36kg/mtr)	Kg	8.00	84.96	679.68
30	Black Paint	Ltr	6	251.07	1,506.41
31	Yellow Colour Paint for Background	Ltr	12	251.07	3,012.82
A				**Total Cost of materials**	**9,44,616.92**
B				**Stock, Storage & Insurance i.e 3%**	**28,338.51**
C				**Sub Total C=A+B**	**9,72,955.43**
D				**Contigency @ 3% of C**	**29,188.66**
E				**Tools & Plants @ 2% of C**	**19,459.11**
F				**Transportation @ 7.5% of C**	**72,971.66**
G				**Erection Transformer/Breaker/WPB/H Pole/Joist Poles @ 5%**	**19,908.85**
H				**Erection Other @ 10%**	**57,477.84**
I				**Erection PSC Pole @ 20%**	
J				**Sub Total J=C+D+E+F+G+H+I**	**11,71,961.55**
	Civil & Services				
	Concreting of poles in ratio 1:1.5:3 for 11MTR POLE	EA	12	3,530.54	42,366.47
	Couping of poles in ratio 1:1.5:3 for for 11MTR POLE	EA	12	882.63	10,591.62
	Stay concreting in ratio 1:2:4	EA	8	1,534.00	12,272.00
	Construction of Earthing Chamber (Size: 2'X2') and RCC Slab cover as per specification including supply of material%_1	EA	1	4,130.00	4,130.00
	Dismantling of RSJ/ WPB pole(150x150mm/R	EA	1	1,300.00	1,300.00
	Dismantling of RSJ/WPB pole(116x100mm)	EA	1	1,380.91	1,380.91
	Dismantling of PSC pole (9mtr)& return	EA	2	950.00	1,900.00
	Dismantling of 11KV 'V' Cross arm & retu	EA	2	42.34	84.68
	Dismantling of 11KV GI pin with insulato	EA	2	8.28	16.56
	Dismantling of 11KV Disc insulator with	EA	12	8.28	99.36
	Dismantling of MS Channel& Return store	Kg	86.38	8.10	699.71
	Dismantl of 80/100mm2 AAA Conductor&retu	Mtr	3090.00	9.20	28,428.00
	GIS coordinate mapping, drawing preparation and submission of the same for New/Existing line%_1	EA	1	12,354.60	12,354.60
K				**Total Civil Part**	**1,15,623.91**
L				**Sub-Total L =J+K**	**12,87,585.47**
M				**Other Over Head (Including Supervision charges)@ 6% of L**	**-**
N				**Sub-Total N=L+M**	**12,87,585.47**
O				**CESS @ 1% of Sub-Total N**	**12,875.85**
P				**Inspection Fees**	
Q				**Drawing Approval**	
R				**Sub-Total R=N+O+P+Q**	**13,00,461.32**
S				**Add GST (Exempted) of Sub-Total**	**-**
T				**Grand Total**	**13,00,461.32**

Cost Estimate for Upgradation of 11kV line with 11mtr. WPB-pole and AAAC 100 Sq.mm					
Sl No	**Description of Item**	**Unit**	**Quantity**	**Landed Unit Cost inclusive of GST(In Rs.)**	**Amount(In Rs.)**
1	WPB 160x152 (30.44KG/Mtr.),11 mtr- with base plate 300x300x12	EA	12	32,214.97	3,86,579.61
2	Top Channel 100X50X5mm, each channel length 3.0 Mtr	Kg	57.36	92.04	5,279.41
3	Double Pole Belting Channel 75X40X4.8mm.,each channel length 3.0 Mtr	Kg	107.10	92.04	9,857.48
4	50X50X6mm.GI Bracing Angle, 4.5Kg./mtr., each angle length 3.512 mtr.	Kg	63.22	92.04	5,818.40
5	Straight Cross Arm Channel 100X50X5mm, each channel length 1.2 Mtr	Kg	68.83	92.04	6,335.30
6	Straight Cross Arm Top Channel 100X50X5mm,each channel length 0.306 Mtr.	Kg	17.55	92.04	1,615.50
7	Fish Plate 50X6 mm.,each 0.280 mtr. Length	Kg	14.54	84.96	1,235.11
8	Danger Plate, 11kV	EA	12	212.40	2,548.80
9	Back Clamp (25X3 mm. flat) for danger Plate WPB pole	Kg	7.93	84.96	673.76
10	GI barbed wire(2.50x2.50 mm) anticlimbing device	Kg	36	87.32	3,143.52
11	Back Clamp (25X3mm. Flat) for Barbed wire anticlimbing device for WPB Pole	Kg	15.86	84.96	1,347.52
12	11kV,5kN pin insulator polymer	EA	27	165.20	4,460.40
13	H,T. CROSS ARM 'V' SHAPE FOR 11KV(Gl)-10.5Kg	EA	8	1,004.18	8,033.44
14	GI Back Clamp for 11kV 'V' Cros Arm	EA	8	165.20	1,321.60
15	CLAMP F TYPE GI FOR 11KV	EA	8	159.30	1,274.40
16	Disc Insulator Hardware Fittings (70KN) B&S,3 Bolt	EA	18	486.16	8,750.88
17	11KV Polymeric Disc Insulator 70KN B&S	EA	18	177.00	3,186.00
18	Earthing Coil	EA	12	193.52	2,322.24
19	No 8 GI wire (0.131 kg/mtr.)	Kg	3.14	87.32	274.53
20	WEDGE CONNECTOR FOR 100 SQMM.CONDUCTOR	EA	18	162.84	2,931.12
21	GI Nut , Bolt & Washer of different sizes	Kg	31.8	87.32	2,777.39
22	HT Stay Clamp Type-A for WPB Pole	Pair	7	306.80	2,147.60
23	HT Stay Clamp Type-B for WPB Pole	Pair	1	306.80	306.80
24	H.T 11kV Stay set (Complete)	Set	8	1,692.12	13,536.96
25	HT stay (Guy) insulator	EA	8	102.66	821.28
26	7/10 SWG Stay Wire(3.15mm)-(Heavy)	Kg	80	90.86	7,268.80
27	40mm nominal bore GI pipe (Heavy gauge) earthing device with 3 mtr .Long	EA	1	1,534.00	1,534.00
28	AAA conductor,100 mm2	KM	3.09	92,523.80	2,85,898.54
29	GI Flat 50X6 mm(2.36kg/mtr)	Kg	8.00	84.96	679.68
30	Black Paint	Ltr	6	251.07	1,506.41
31	Yellow Colour Paint for Background	Ltr	12	251.07	3,012.82
A				**Total Cost of materials**	**7,76,479.31**
B				**Stock, Storage & Insurance i.e 3%**	**23,294.38**
C				**Sub Total C=A+B**	**7,99,773.69**
D				**Contigency @ 3% of C**	**23,993.21**
E				**Tools & Plants @ 2% of C**	**15,995.47**
F				**Transportation @ 7.5% of C**	**59,983.03**
G				**Erection Transformer/Breaker/WPB/H Pole/Joist Poles @ 5%**	**19,908.85**
H				**Erection Other @ 10%**	**40,159.67**
I				**Erection PSC Pole @ 20%**	
J				**Sub Total J=C+D+E+F+G+H+I**	**9,59,813.93**
	Civil & Services				
	Concreting of poles in ratio 1:1.5:3 for 11MTR POLE	EA	12	3,530.54	42,366.47
	Couping of poles in ratio 1:1.5:3 for for 11MTR POLE	EA	12	882.63	10,591.62
	Stay concreting in ratio 1:2:4	EA	8	1,534.00	12,272.00
	Construction of Earthing Chamber (Size: 2'X2') and RCC Slab cover as per specification including supply of material%_1	EA	1	4,130.00	4,130.00
	Dismantling of RSJ/ WPB pole(150x150mm/R	EA	1	1,300.00	1,300.00
	Dismantling of RSJ/WPB pole(116x100mm)	EA	1	1,380.91	1,380.91
	Dismantling of PSC pole (9mtr)& return	EA	2	950.00	1,900.00
	Dismantling of 11KV 'V' Cross arm & retu	EA	2	42.34	84.68
	Dismantling of 11KV GI pin with insulato	EA	2	8.28	16.56
	Dismantling of 11KV Disc insulator with	EA	12	8.28	99.36
	Dismantling of MS Channel& Return store	Kg	86.38	8.10	699.71
	Dismant of 34/55mm2 AAA Conductor& retu	Mtr	3090.00	7.00	21,630.00
	GIS coordinate mapping, drawing preparation and submission of the same for New/Existing line%_1	EA	1	12,354.60	12,354.60
K				**Total Civil Part**	**1,08,825.91**
L				**Sub-Total L =J+K**	**10,68,639.84**
M				**Other Over Head (Including Supervision charges)@ 6% of L**	**-**
N				**Sub-Total N=L+M**	**10,68,639.84**
O				**CESS @ 1% of Sub-Total N**	**10,686.40**
P				**Inspection Fees**	
Q				**Drawing Approval**	
R				**Sub-Total R=N+O+P+Q**	**10,79,326.24**
S				**Add GST (Exempted) of Sub-Total**	**-**
T				**Grand Total**	**10,79,326.24**

Cost Estimate for Upgradation of 11kV line with 9mtr. PSC-pole and AAAC 100 Sq.mm					
Sl No	**Description of Item**	**Unit**	**Quantity**	**Landed Unit Cost inclusive of GST(In Rs.)**	**Amount(In Rs.)**
1	9 mtr long 300 kg PSC pole	EA	12	4,283.40	51,400.80
2	RCC base Plate	EA	12	426.38	5,116.57
3	Top Channel 100X50X5mm, each channel length 3.0 Mtr	Kg	57.36	92.04	5,279.41
4	Double Pole Belting Channel 75X40X4.8mm.,each channel length 3.0 Mtr	Kg	107.10	92.04	9,857.48
5	50X50X6mm.GI Bracing Angle, 4.5Kg./mtr., each angle length 3.512 mtr.	Kg	63.22	92.04	5,818.40
6	Straight Cross Arm Channel 100X50X5mm, each channel length 1.2 Mtr	Kg	68.83	92.04	6,335.30
7	Straight Cross Arm Top Channel 100X50X5mm,each channel length 0.306 Mtr.	Kg	17.55	92.04	1,615.50
8	Fish Plate 50X6 mm.,each 0.280 mtr. Length	Kg	14.54	84.96	1,235.11
9	Danger Plate, 11kV	EA	12	212.40	2,548.80
10	Back Clamp (25X3 mm. flat) for danger Plate PSC pole	Kg	7.93	84.96	673.76
11	GI barbed wire(2.50x2.50 mm) anticlimbing device	Kg	36	87.32	3,143.52
12	Back Clamp (25X3mm. Flat) for Barbed wire anticlimbing device for PSC Pole	Kg	15.86	84.96	1,347.52
13	11kV,5kN pin insulator polymer	EA	27	165.20	4,460.40
14	H,T. CROSS ARM 'V' SHAPE FOR 11KV(Gl)-10.5Kg	EA	8	1,004.18	8,033.44
15	GI Back Clamp for 11kV 'V' Cros Arm	EA	8	165.20	1,321.60
16	CLAMP F TYPE GI FOR 11KV	EA	8	159.30	1,274.40
17	Disc Insulator Hardware Fittings (70KN) B&S,3 Bolt	EA	18	486.16	8,750.88
18	11KV Polymeric Disc Insulator 70KN B&S	EA	18	177.00	3,186.00
19	Earthing Coil	EA	12	193.52	2,322.24
20	No 8 GI wire (0.131 kg/mtr.)	Kg	3.14	87.32	274.53
21	WEDGE CONNECTOR FOR 100 SQMM.CONDUCTOR	EA	18	162.84	2,931.12
22	GI Nut , Bolt & Washer of different sizes	Kg	31.8	87.32	2,777.39
23	HT Stay Clamp Type-A for WPB Pole	Pair	7	306.80	2,147.60
24	HT Stay Clamp Type-B for WPB Pole	Pair	1	306.80	306.80
25	H.T 11kV Stay set (Complete)	Set	8	1,692.12	13,536.96
26	HT stay (Guy) insulator	EA	8	102.66	821.28
27	7/10 SWG Stay Wire(3.15mm)-(Heavy)	Kg	80	90.86	7,268.80
28	40mm nominal bore GI pipe (Heavy gauge) earthing device with 3 mtr .Long	EA	1	1,534.00	1,534.00
29	AAA conductor,100 mm2	KM	3.09	92,523.80	2,85,898.54
30	GI Flat 50X6 mm(2.36kg/mtr)	Kg	8.00	84.96	679.68
31	Black Paint	Ltr	6	251.07	1,506.41
32	Yellow Colour Paint for Background	Ltr	12	251.07	3,012.82
A				**Total Cost of materials**	**4,46,417.08**
B				**Stock, Storage & Insurance i.e 3%**	**13,392.51**
C				**Sub Total C=A+B**	**4,59,809.59**
D				**Contigency @ 3% of C**	**13,794.29**
E				**Tools & Plants @ 2% of C**	**9,196.19**
F				**Transportation @ 7.5% of C**	**34,485.72**
G				**Erection Transformer/Breaker/WPB/H Pole/Joist Poles @ 5%**	
H				**Erection Other @ 10%**	**40,686.68**
I				**Erection PSC Pole @ 20%**	**10,588.56**
J				**Sub Total J=C+D+E+F+G+H+I**	**5,68,561.03**
	Civil & Services				
	Concreting of poles in ratio 1:1.5:3 for 9MTR PSC POLE	EA	12	2,942.12	35,305.39
	Couping of poles in ratio 1:1.5:3 for 9MTR PSC POLE	EA	12	882.63	10,591.62
	Stay concreting in ratio 1:2:4	EA	8	1,534.00	12,272.00
	Construction of Earthing Chamber (Size: 2'X2') and RCC Slab cover as per specification including supply of material%_1	EA	1	4,130.00	4,130.00
	Dismantling of RSJ/ WPB pole(150x150mm/R	EA	1	1,300.00	1,300.00
	Dismantling of RSJ/WPB pole(116x100mm)	EA	1	1,380.91	1,380.91
	Dismantling of PSC pole (9mtr)& return	EA	2	950.00	1,900.00
	Dismantling of 11KV 'V' Cross arm & retu	EA	2	42.34	84.68
	Dismantling of 11KV GI pin with insulato	EA	2	8.28	16.56
	Dismantling of 11KV Disc insulator with	EA	12	8.28	99.36
	Dismantling of MS Channel& Return store	Kg	86.38	8.10	699.71
	Dismant of 34/55mm2 AAA Conductor& retu	Mtr	3090.00	7.00	21,630.00
	GIS coordinate mapping, drawing preparation and submission of the same for New/Existing line%_1	EA	1	12,354.60	12,354.60
K				**Total Civil Part**	**1,01,764.83**
L				**Sub-Total L =J+K**	**6,70,325.86**
M				**Other Over Head (Including Supervision charges)@ 6% of L**	**-**
N				**Sub-Total N=L+M**	**6,70,325.86**
O				**CESS @ 1% of Sub-Total N**	**6,703.26**
P				**Inspection Fees**	
Q				**Drawing Approval**	
R				**Sub-Total R=N+O+P+Q**	**6,77,029.12**
S				**Add GST (Exempted) of Sub-Total**	**-**
T				**Grand Total**	**6,77,029.12**

Cost Estimate for Upgradation of 11kV line with 9mtr. PSC-pole and AAAC 80 Sq.mm					
Sl No	**Description of Item**	**Unit**	**Quantity**	**Landed Unit Cost inclusive of GST(In Rs.)**	**Amount(In Rs.)**
1	9 mtr long 300 kg PSC pole	EA	12	4,283.40	51,400.80
2	RCC base Plate	EA	12	426.38	5,116.57
3	Top Channel 100X50X5mm, each channel length 3.0 Mtr	Kg	57.36	92.04	5,279.41
4	Double Pole Belting Channel 75X40X4.8mm.,each channel length 3.0 Mtr	Kg	107.10	92.04	9,857.48
5	50X50X6mm.GI Bracing Angle, 4.5Kg./mtr., each angle length 3.512 mtr.	Kg	63.22	92.04	5,818.40
6	Straight Cross Arm Channel 100X50X5mm, each channel length 1.2 Mtr	Kg	68.83	92.04	6,335.30
7	Straight Cross Arm Top Channel 100X50X5mm,each channel length 0.306 Mtr.	Kg	17.55	92.04	1,615.50
8	Fish Plate 50X6 mm.,each 0.280 mtr. Length	Kg	14.54	84.96	1,235.11
9	Danger Plate, 11kV	EA	12	212.40	2,548.80
10	Back Clamp (25X3 mm. flat) for danger Plate PSC pole	Kg	7.93	84.96	673.76
11	GI barbed wire(2.50x2.50 mm) anticlimbing device	Kg	36	87.32	3,143.52
12	Back Clamp (25X3mm. Flat) for Barbed wire anticlimbing device for PSC Pole	Kg	15.86	84.96	1,347.52
13	11kV,5kN pin insulator polymer	EA	32	165.20	5,286.40
14	H,T. CROSS ARM 'V' SHAPE FOR 11KV(Gl)-10.5Kg	EA	8	1,004.18	8,033.44
15	GI Back Clamp for 11kV 'V' Cros Arm	EA	8	165.20	1,321.60
16	CLAMP F TYPE GI FOR 11KV	EA	8	159.30	1,274.40
17	Disc Insulator Hardware Fittings (70KN) B&S,3 Bolt	EA	18	486.16	8,750.88
18	11KV Polymeric Disc Insulator 70KN B&S	EA	18	177.00	3,186.00
19	Earthing Coil	EA	12	193.52	2,322.24
20	No 8 GI wire (0.131 kg/mtr.)	Kg	3.14	87.32	274.53
21	WEDGE CONNECTOR FOR 80 SQMM.CONDUCTOR	EA	18	162.84	2,931.12
22	GI Nut , Bolt & Washer of different sizes	Kg	31.8	87.32	2,777.39
23	HT STAY CLAMP TYPE-A(9m PSC 600mm)	Pair	7	306.80	2,147.60
24	HT STAY CLAMP TYPE-B(9m PSC 600mm)	Pair	1	306.80	306.80
25	H.T 11kV Stay set (Complete)	Set	8	1,692.12	13,536.96
26	HT stay (Guy) insulator	EA	8	102.66	821.28
27	7/10 SWG Stay Wire(3.15mm)-(Heavy)	Kg	80	90.86	7,268.80
28	40mm nominal bore GI pipe (Heavy gauge) earthing device with 3 mtr .Long	EA	1	1,534.00	1,534.00
29	AAA Conductor- 80 mm2	KM	3.09	73,797.20	2,28,033.35
30	GI Flat 50X6 mm(2.36kg/mtr)	Kg	8.00	84.96	679.68
31	Black Paint	Ltr	6	251.07	1,506.41
32	Yellow Colour Paint for Background	Ltr	12	251.07	3,012.82
A				**Total Cost of materials**	**3,89,377.88**
B				**Stock, Storage & Insurance i.e 3%**	**11,681.34**
C				**Sub Total C=A+B**	**4,01,059.22**
D				**Contigency @ 3% of C**	**12,031.78**
E				**Tools & Plants @ 2% of C**	**8,021.18**
F				**Transportation @ 7.5% of C**	**30,079.44**
G				**Erection Transformer/Breaker/WPB/H Pole/Joist Poles @ 5%**	
H				**Erection Other @ 10%**	**34,811.64**
I				**Erection PSC Pole @ 20%**	**10,588.56**
J				**Sub Total J=C+D+E+F+G+H+I**	**4,96,591.83**
	Civil & Services				
	Concreting of poles in ratio 1:1.5:3 for 9MTR PSC POLE	EA	12	2,942.12	35,305.39
	Couping of poles in ratio 1:1.5:3 for 9MTR PSC POLE	EA	12	882.63	10,591.62
	Stay concreting in ratio 1:2:4	EA	8	1,534.00	12,272.00
	Construction of Earthing Chamber (Size: 2'X2') and RCC Slab cover as per specification including supply of material%_1	EA	1	4,130.00	4,130.00
	Dismantling of RSJ/ WPB pole(150x150mm/R	EA	1	1,300.00	1,300.00
	Dismantling of RSJ/WPB pole(116x100mm)	EA	1	1,380.91	1,380.91
	Dismantling of PSC pole (9mtr)& return	EA	2	950.00	1,900.00
	Dismantling of 11KV 'V' Cross arm & retu	EA	2	42.34	84.68
	Dismantling of 11KV GI pin with insulato	EA	2	8.28	16.56
	Dismantling of 11KV Disc insulator with	EA	12	8.28	99.36
	Dismantling of MS Channel& Return store	Kg	86.38	8.10	699.71
	Dismant of 34/55mm2 AAA Conductor& retu	Mtr	3090.00	7.00	21,630.00
	GIS coordinate mapping, drawing preparation and submission of the same for New/Existing line%_1	EA	1	12,354.60	12,354.60
K				**Total Civil Part**	**1,01,764.83**
L				**Sub-Total L =J+K**	**5,98,356.66**
M				**Other Over Head (Including Supervision charges)@ 6% of L**	**-**
N				**Sub-Total N=L+M**	**5,98,356.66**
O				**CESS @ 1% of Sub-Total N**	**5,983.57**
P				**Inspection Fees**	
Q				**Drawing Approval**	
R				**Sub-Total R=N+O+P+Q**	**6,04,340.23**
S				**Add GST (Exempted) of Sub-Total**	**-**
T				**Grand Total**	**6,04,340.23**

Cost Estimate for Upgradation of 33kV line with 11mtr. WPB-pole and Insulated XLPE AAAC 148 Sq.mm					
Sl No	**Description of Item**	**Unit**	**Quantity**	**Landed Unit Cost inclusive of GST(In Rs.)**	**Amount(In Rs.)**
1	WPB 160x152 (30.44KG/Mtr.),11 mtr- with base plate 300x300x12	EA	12	32,214.97	3,86,579.61
2	Top Channel 100X50X5mm,each channel length 3.25 Mtr	Kg	62.14	92.04	5,719.37
3	Double Pole Bracing Channel 75X40X4.8mm,each channel length 1.66 Mtr	Kg	59.26	92.04	5,454.47
4	50X50X6mm.GI Bracing Angle, each angle length 2.671 Mtr	Kg	48.08	92.04	4,425.10
5	Straight Cross Arm Channel 100X50X5mm, each channel length 1.7 Mtr.	Kg	97.51	92.04	8,975.00
6	Straight Cross Arm Top Channel 100X50X5mm,each channel length 0.306 Mtr.	Kg	17.55	92.04	1,615.50
7	Fish Plate 50X6 mm.,each 0.280 mtr. Length	Kg	14.54	84.96	1,235.11
8	Danger Plate, 33kV	EA	12	212.40	2,548.80
9	Back Clamp (25X3 mm. flat) for danger Plate WPB pole	Kg	7.93	84.96	673.76
10	GI barbed wire(2.50x2.50 mm) anticlimbing device	Kg	36	87.32	3,143.52
11	Back Clamp (25X3mm. Flat) for Barbed wire anticlimbing device for WPB Pole	Kg	15.86	84.96	1,347.52
12	33kV,10kN pin insulator polymer	EA	32	469.64	15,028.48
13	H.T. CROSS ARM 'V SHAPE FOR 33KV(Gl)-20Kg	EA	8	2,007.18	16,057.44
14	GI Back Clamp for 33kV 'V' Cros Arm WPB Pole-50X8	EA	8	165.20	1,321.60
15	33KV Pole top Bracket	EA	8	95.58	764.64
16	Tension Assembly Wedge Type with Anchoring Clamp for 33 kV 148 Sq.mm covered conductor	EA	18	1,180.00	21,240.00
17	33KV Polymeric Disc Insulator 90KN B&S	EA	18	341.02	6,138.36
18	Earthing Coil	EA	12	193.52	2,322.24
19	No 8 GI wire (0.131 kg/mtr.)	Kg	3.14	87.32	274.53
20	IPC for 33kV 148sqmm Covered Conductor	EA	18	1,062.00	19,116.00
21	MIDSPAN JOINT 33KV COVERED CONDUCTOR 148SQMM	EA	6	885.00	5,310.00
22	JT KIT END TERM. For 33KV 148 SQMM Covered Conductor	EA	6	1,885.64	11,313.84
23	TIE INSULATED HELICAL F/33KV INSL. COND.	EA	33	141.60	4,672.80
24	GI Nut , Bolt & Washer of different sizes	Kg	64	87.32	5,576.93
25	HT Stay Clamp Type-A for WPB Pole	Pair	7	306.80	2,147.60
26	HT Stay Clamp Type-B for WPB Pole	Pair	1	306.80	306.80
27	H.T 33kV Stay set (Complete)	Set	8	1,692.12	13,536.96
28	HT stay (Guy) insulator	EA	16	102.66	1,642.56
29	7/8 SWG Stay Wire(4mm)-(Heavy)	Kg	120	88.50	10,620.00
30	40mm nominal bore GI pipe (Heavy gauge) earthing device with 3 mtr .Long	EA	1	1,534.00	1,534.00
31	33kV 148sqmm XLPE Covered Conductor	Mtr	3090.00	285.56	8,82,380.40
32	GI Flat 50X6 mm(2.36kg/mtr)	Kg	8.00	84.96	679.68
33	Black Paint	Ltr	6	251.07	1,506.41
34	Yellow Colour Paint for Background	Ltr	12	251.07	3,012.82
A				**Total Cost of materials**	**14,48,221.86**
B				**Stock, Storage & Insurance i.e 3%**	**43,446.66**
C				**Sub Total C=A+B**	**14,91,668.52**
D				**Contigency @ 3% of C**	**44,750.06**
E				**Tools & Plants @ 2% of C**	**29,833.37**
F				**Transportation @ 7.5% of C**	**1,11,875.14**
G				**Erection Transformer/Breaker/WPB/H Pole/Joist Poles @ 5%**	**19,908.85**
H				**Erection Other @ 10%**	**1,09,349.15**
I				**Erection PSC Pole @ 20%**	
J				**Sub Total J=C+D+E+F+G+H+I**	**18,07,385.08**
	Civil & Services				
	Concreting of poles in ratio 1:1.5:3 for 11MTR POLE	EA	12	3,530.54	42,366.47
	Couping of poles in ratio 1:1.5:3 for for 11MTR POLE	EA	12	882.63	10,591.62
	Stay concreting in ratio 1:2:4	EA	8	1,534.00	12,272.00
	Construction of Earthing Chamber (Size: 2'X2') and RCC Slab cover as per specification including supply of material%_1	EA	1	4,130.00	4,130.00
	Dismantling of RSJ/ WPB pole(150x150mm/R	EA	1	1,300.00	1,300.00
	Dismantling of RSJ/WPB pole(116x100mm)	EA	1	1,380.91	1,380.91
	Dismantling of PSC pole (9mtr)& return	EA	2	950.00	1,900.00
	Dismantling of 11KV 'V' Cross arm & retu	EA	2	42.34	84.68
	Dismantling of 11KV GI pin with insulato	EA	2	8.28	16.56
	Dismantling of 11KV Disc insulator with	EA	12	8.28	99.36
	Dismantling of MS Channel& Return store	Kg	115.06	8.10	932.02
	Dismant of 34/55mm2 AAA Conductor& retu	Mtr	3090.00	7.00	21,630.00
	GIS coordinate mapping, drawing preparation and submission of the same for New/Existing line%_1	EA	1	12,354.60	12,354.60
K				**Total Civil Part**	**1,09,058.22**
L				**Sub-Total L =J+K**	**19,16,443.30**
M				**Other Over Head (Including Supervision charges)@ 6% of L**	**-**
N				**Sub-Total N=L+M**	**19,16,443.30**
O				**CESS @ 1% of Sub-Total N**	**19,164.43**
P				**Inspection Fees**	
Q				**Drawing Approval**	
R				**Sub-Total R=N+O+P+Q**	**19,35,607.74**
S				**Add GST (Exempted) of Sub-Total**	**-**
T				**Grand Total**	**19,35,607.74**

Cost Estimate for Upgradation of 33kV line with 13mtr. WPB-pole and Insulated XLPE AAAC 100 Sq.mm					
Sl No	**Description of Item**	**Unit**	**Quantity**	**Landed Unit Cost inclusive of GST(In Rs.)**	**Amount(In Rs.)**
1	WPB 160x152 (30.44KG/Mtr.),13 mtr- with base plate 300x300x12	EA	12	37,890.20	4,54,682.41
2	Top Channel 100X50X5mm,each channel length 3.25 Mtr	Kg	62.14	92.04	5,719.37
3	Double Pole Belting Channel 75X40X4.8mm.,each channel length 3.0 Mtr	Kg	59.26	92.04	5,454.47
4	50X50X6mm.GI Bracing Angle, 4.5Kg./mtr., each angle length 3.512 mtr.	Kg	48.08	92.04	4,425.10
5	Straight Cross Arm Channel 100X50X5mm, each channel length 1.7 Mtr.	Kg	97.51	92.04	8,975.00
6	Straight Cross Arm Top Channel 100X50X5mm,each channel length 0.306 Mtr.	Kg	17.55	92.04	1,615.50
7	Fish Plate 50X6 mm.,each 0.280 mtr. Length	Kg	14.54	84.96	1,235.11
8	Danger Plate, 33kV	EA	12	212.40	2,548.80
9	Back Clamp (25X3 mm. flat) for danger Plate WPB pole	Kg	7.93	84.96	673.76
10	GI barbed wire(2.50x2.50 mm) anticlimbing device	Kg	36	87.32	3,143.52
11	Back Clamp (25X3mm. Flat) for Barbed wire anticlimbing device for WPB Pole	Kg	15.86	84.96	1,347.52
12	33kV,10kN pin insulator polymer	EA	32	469.64	15,028.48
13	H.T. CROSS ARM 'V SHAPE FOR 33KV(Gl)-20Kg	EA	8	2,007.18	16,057.44
14	GI Back Clamp for 33kV 'V' Cros Arm WPB Pole-50X8	EA	8	165.20	1,321.60
15	33KV Pole top Bracket	EA	8	95.58	764.64
16	Tension Assembly Wedge Type with Anchoring Clamp for 33 kV 148 Sq.mm covered conductor	EA	18	1,180.00	21,240.00
17	33KV Polymeric Disc Insulator 90KN B&S	EA	18	341.02	6,138.36
18	Earthing Coil	EA	12	193.52	2,322.24
19	No 8 GI wire (0.131 kg/mtr.)	Kg	3.14	87.32	274.53
20	IPC for 33kV 100sqmm Covered Conductor	EA	18	1,062.00	19,116.00
21	MIDSPAN JOINT 33KV COVERED CONDUCTOR 100SQMM	EA	6	767.00	4,602.00
22	JT KIT END TERM. For 33KV 100 SQMM Covered Conductor	EA	6	1,593.00	9,558.00
23	TIE INSULATED HELICAL F/33KV INSL. COND.	EA	33	141.60	4,672.80
24	GI Nut , Bolt & Washer of different sizes	Kg	62	87.32	5,430.93
25	HT Stay Clamp Type-A for WPB Pole	Pair	7	306.80	2,147.60
26	HT Stay Clamp Type-B for WPB Pole	Pair	1	306.80	306.80
27	H.T 33kV Stay set (Complete)	Set	8	1,692.12	13,536.96
28	HT stay (Guy) insulator	EA	16	102.66	1,642.56
29	7/8 SWG Stay Wire(4mm)-(Heavy)	Kg	120	88.50	10,620.00
30	40mm nominal bore GI pipe (Heavy gauge) earthing device with 3 mtr .Long	EA	1	1,534.00	1,534.00
31	33kV 100sqmm XLPE Covered Conductor	Mtr	3090.00	175.82	5,43,283.80
32	GI Flat 50X6 mm(2.36kg/mtr)	Kg	8.00	84.96	679.68
33	Black Paint	Ltr	6	251.07	1,506.41
34	Yellow Colour Paint for Background	Ltr	12	251.07	3,012.82
A				**Total Cost of materials**	**11,74,618.22**
B				**Stock, Storage & Insurance i.e 3%**	**35,238.55**
C				**Sub Total C=A+B**	**12,09,856.77**
D				**Contigency @ 3% of C**	**36,295.70**
E				**Tools & Plants @ 2% of C**	**24,197.14**
F				**Transportation @ 7.5% of C**	**90,739.26**
G				**Erection Transformer/Breaker/WPB/H Pole/Joist Poles @ 5%**	**23,416.14**
H				**Erection Other @ 10%**	**74,153.39**
I				**Erection PSC Pole @ 20%**	
J				**Sub Total J=C+D+E+F+G+H+I**	**14,58,658.40**
	Civil & Services				
	Concreting of poles in ratio 1:1.5:3 for 13MTR POLE	EA	12	4,315.10	51,781.24
	Couping of poles in ratio 1:1.5:3 for 13MTR POLE	EA	12	882.63	10,591.62
	Stay concreting in ratio 1:2:4	EA	8	1,534.00	12,272.00
	Construction of Earthing Chamber (Size: 2'X2') and RCC Slab cover as per specification including supply of material%_1	EA	1	4,130.00	4,130.00
	Dismantling of RSJ/ WPB pole(150x150mm/R	EA	3	1,300.00	3,900.00
	Dismantling of RSJ/WPB pole(116x100mm)	EA	2	1,380.91	2,761.82
	Dismantling of PSC pole (9mtr)& return	EA	3	950.00	2,850.00
	Dismantling of 11KV 'V' Cross arm & retu	EA	3	42.34	127.02
	Dismantling of 11KV GI pin with insulato	EA	3	8.28	24.84
	Dismantling of 11KV Disc insulator with	EA	12	8.28	99.36
	Dismantling of MS Channel& Return store	Kg	115.06	8.10	932.02
	Dismant of 34/55mm2 AAA Conductor& retu	Mtr	3090.00	7.00	21,630.00
	GIS coordinate mapping, drawing preparation and submission of the same for New/Existing line%_1	EA	1	12,354.60	12,354.60
K				**Total Civil Part**	**1,23,454.52**
L				**Sub-Total L =J+K**	**15,82,112.92**
M				**Other Over Head (Including Supervision charges)@ 6% of L**	**-**
N				**Sub-Total N=L+M**	**15,82,112.92**
O				**CESS @ 1% of Sub-Total N**	**15,821.13**
P				**Inspection Fees**	
Q				**Drawing Approval**	
R				**Sub-Total R=N+O+P+Q**	**15,97,934.05**
S				**Add GST (Exempted) of Sub-Total**	**-**
T				**Grand Total**	**15,97,934.05**

Cost Estimate for Installation of 33kV Motorized Isolator with 13mtr. WPB-pole at Bidyutpuri 33/11KV PSS					
Sl No	**Description of Item**	**Unit**	**Quantity**	**Landed Unit Cost inclusive of GST(In Rs.)**	**Amount(In Rs.)**
1	WPB 160x152 (30.44KG/Mtr.),13 mtr- with base plate 300x300x12	EA	2	37,890.20	75,780.40
2	Top Channel 100X50X5mm, each channel length 4.3 Mtr	Kg	82.22	92.04	7,567.16
3	Double Pole Belting Channel 75X40X4.8mm., each channel length 4.3 Mtr	Kg	153.51	92.04	14,129.06
4	50X50X6mm.GI Bracing Angle, each angle length 4.927 Mtr	Kg	88.69	92.04	8,162.66
5	Mounting Channel 100X50X5mm GI channel 4.3 Mtr long	Kg	82.22	92.04	7,567.16
6	Isolator Support Side Channel 100X50X5mm, each channel length 0.5 Mtr	Kg	9.56	92.04	879.90
7	Down Pipe Base Support Angle 50X50X6mm, each angle length 0.34 Mtr	Kg	1.53	92.04	140.82
8	Channel Support for down Pipe 75X40X4.8mm., each channel length 0.750 Mtr	Kg	11.42	92.04	1,051.46
9	Down Pipe Diagonal Support Angle 50X50X6mm, each angle length 0.388 Mtr	Kg	1.75	92.04	160.70
10	Fish Plate 50X6 mm.,each 0.280 mtr. Length	Kg	10.57	84.96	898.27
11	Danger Plate, 33kV	EA	2	212.40	424.80
12	Back Clamp (25X3 mm. flat) for danger Plate WPB pole	Kg	1.32	84.96	112.29
13	GI barbed wire(2.50x2.50 mm) anticlimbing device	Kg	6	87.32	523.92
14	Back Clamp (25X3mm. Flat) for Barbed wire anticlimbing device for WPB Pole	Kg	2.64	84.96	224.59
15	33kV,10kN pin insulator polymer	EA	6	469.64	2,817.84
16	Disc Insulator Hardware Fittings (90KN) B&S,4 Bolt	Set	6	744.58	4,467.48
17	33KV Polymeric Disc Insulator 90KN B&S	EA	6	341.02	2,046.12
18	Earthing Coil	EA	2	193.52	387.04
19	No 8 GI wire (0.131 kg/mtr.)	Kg	0.52	87.32	45.76
20	WEDGE CONNECTOR ','FIRE" FOR 148SQMM CONDUCTOR	EA	6	304.44	1,826.64
21	33KV 1250A with earth switch GI Box (Porcelain)-Motorized	EA	1	1,19,949.36	1,19,949.36
22	30KV, 10 KA (Station Class, CL-II) without Surge Counter	EA	3	5,242.74	15,728.22
23	GI Nut , Bolt & Washer of different sizes	Kg	52.1	87.32	4,551.47
24	HT Stay Clamp Type-A for WPB Pole	Pair	2	306.80	613.60
25	HT Stay Clamp Type-B for WPB Pole	Pair	2	306.80	613.60
26	H.T 33kV Stay set (Complete)	Set	4	1,692.12	6,768.48
27	HT stay (Guy) insulator	EA	8	102.66	821.28
28	7/8 SWG Stay Wire(4mm)-(Heavy)	Kg	60	88.50	5,310.00
29	40mm nominal bore GI pipe (Heavy gauge) earthing device with 3 mtr .Long	EA	4	1,534.00	6,136.00
30	GI Flat 50X6 mm(2.36kg/mtr)	Kg	103.84	84.96	8,822.25
31	Black Paint	Ltr	1	251.07	251.07
32	Yellow Colour Paint for Background	Ltr	2	251.07	502.14
A				**Total Cost of materials**	**2,99,281.53**
B				**Stock, Storage & Insurance i.e 3%**	**8,978.45**
C				**Sub Total C=A+B**	**3,08,259.98**
D				**Contigency @ 3% of C**	**9,247.80**
E				**Tools & Plants @ 2% of C**	**6,165.20**
F				**Transportation @ 7.5% of C**	**23,119.50**
G				**Erection Transformer/Breaker/WPB/H Pole/Joist Poles @ 5%**	**3,902.69**
H				**Erection Other @ 10%**	**23,020.62**
I				**Erection PSC Pole @ 20%**	
J				**Sub Total J=C+D+E+F+G+H+I**	**3,73,715.78**
	Civil & Services				
	Concreting of poles in ratio 1:1.5:3 for 13MTR POLE	EA	2	4,315.10	8,630.21
	Couping of poles in ratio 1:1.5:3 for 13MTR POLE	EA	2	882.63	1,765.27
	Stay concreting in ratio 1:2:4	EA	4	1,534.00	6,136.00
	Construction of Earthing Chamber (Size: 2'X2') and RCC Slab cover as per specification including supply of material%_1	EA	4	4,130.00	16,520.00
	GIS coordinate mapping, drawing preparation and submission of the same for DTR,ABS,ARC,Sectionalizer,RMU etc%_1	EA	1	1,180.00	1,180.00
K				**Total Civil Part**	**34,231.48**
L				**Sub-Total L =J+K**	**4,07,947.26**
M				**Other Over Head (Including Supervision charges)@ 6% of L**	**-**
N				**Sub-Total N=L+M**	**4,07,947.26**
O				**CESS @ 1% of Sub-Total N**	**4,079.47**
P				**Inspection Fees**	
Q				**Drawing Approval**	**750.00**
R				**Sub-Total R=N+O+P+Q**	**4,12,776.73**
S				**Add GST (Exempted) of Sub-Total**	**-**
T				**Grand Total**	**4,12,776.73**

Cost Estimate for Upgradation of 11kV line with 11mtr. WPB-pole and Insulated XLPE AAAC 100 Sq.mm					
Sl No	**Description of Item**	**Unit**	**Quantity**	**Landed Unit Cost inclusive of GST(In Rs.)**	**Amount(In Rs.)**
1	WPB 160x152 (30.44KG/Mtr.),11 mtr- with base plate 300x300x12	EA	12	32,214.97	3,86,579.61
2	Top Channel 100X50X5mm, each channel length 3.0 Mtr	Kg	57.36	92.04	5,279.41
3	Double Pole Belting Channel 75X40X4.8mm.,each channel length 3.0 Mtr	Kg	107.10	92.04	9,857.48
4	50X50X6mm.GI Bracing Angle, 4.5Kg./mtr., each angle length 3.512 mtr.	Kg	63.22	92.04	5,818.40
5	Straight Cross Arm Channel 100X50X5mm, each channel length 1.2 Mtr	Kg	68.83	92.04	6,335.30
6	Straight Cross Arm Top Channel 100X50X5mm,each channel length 0.306 Mtr.	Kg	17.55	92.04	1,615.50
7	Fish Plate 50X6 mm.,each 0.280 mtr. Length	Kg	14.54	84.96	1,235.11
8	Danger Plate, 11kV	EA	12	212.40	2,548.80
9	Back Clamp (25X3 mm. flat) for danger Plate WPB pole	Kg	7.93	84.96	673.76
10	GI barbed wire(2.50x2.50 mm) anticlimbing device	Kg	36	87.32	3,143.52
11	Back Clamp (25X3mm. Flat) for Barbed wire anticlimbing device for WPB Pole	Kg	15.86	84.96	1,347.52
12	11kV,5kN pin insulator polymer	EA	32	165.20	5,286.40
13	H,T. CROSS ARM 'V' SHAPE FOR 11KV(Gl)-10.5Kg	EA	8	1,004.18	8,033.44
14	GI Back Clamp for 11kV 'V' Cros Arm	EA	8	165.20	1,321.60
15	CLAMP F TYPE GI FOR 11KV	EA	8	159.30	1,274.40
16	Tension Assembly Wedge Type with Anchoring Clamp for 11 kV 100 Sq.mm covered conductor	EA	18	1,038.40	18,691.20
17	11KV Polymeric Disc Insulator 70KN B&S	EA	18	177.00	3,186.00
18	Earthing Coil	EA	12	193.52	2,322.24
19	No 8 GI wire (0.131 kg/mtr.)	Kg	3.14	87.32	274.53
20	IPC for 11KV 100sqmm Covered Conductor	EA	6	649.00	3,894.00
21	MIDSPAN JOINT 11KV COVERED CONDUCTOR 100SQMM	EA	6	531.00	3,186.00
22	JT KIT END TERM. For 11KV 100 Sqmm Covered Conductor	EA	6	1,144.60	6,867.60
23	TIE INSULATED HELICAL F/11KV INSL. COND.	EA	33	129.80	4,283.40
24	GI Nut , Bolt & Washer of different sizes	Kg	33.5	87.32	2,923.82
25	HT Stay Clamp Type-A for WPB Pole	Pair	7	306.80	2,147.60
26	HT Stay Clamp Type-B for WPB Pole	Pair	1	306.80	306.80
27	H.T 11kV Stay set (Complete)	Set	8	1,692.12	13,536.96
28	HT stay (Guy) insulator	EA	8	102.66	821.28
29	7/10 SWG Stay Wire(3.15mm)-(Heavy)	Kg	80	90.86	7,268.80
30	40mm nominal bore GI pipe (Heavy gauge) earthing device with 3 mtr .Long	EA	1	1,534.00	1,534.00
31	11kV 100sqmm XLPE Covered Conductor	Mtr	3090.00	154.58	4,77,652.20
32	GI Flat 50X6 mm(2.36kg/mtr)	Kg	8.00	84.96	679.68
33	Black Paint	Ltr	6	251.07	1,506.41
34	Yellow Colour Paint for Background	Ltr	12	251.07	3,012.82
A				**Total Cost of materials**	**9,94,445.61**
B				**Stock, Storage & Insurance i.e 3%**	**29,833.37**
C				**Sub Total C=A+B**	**10,24,278.98**
D				**Contigency @ 3% of C**	**30,728.37**
E				**Tools & Plants @ 2% of C**	**20,485.58**
F				**Transportation @ 7.5% of C**	**76,820.92**
G				**Erection Transformer/Breaker/WPB/H Pole/Joist Poles @ 5%**	**19,908.85**
H				**Erection Other @ 10%**	**62,610.20**
I				**Erection PSC Pole @ 20%**	
J				**Sub Total J=C+D+E+F+G+H+I**	**12,34,832.90**
	Civil & Services				
	Concreting of poles in ratio 1:1.5:3 for 11MTR POLE	EA	12	3,530.54	42,366.47
	Couping of poles in ratio 1:1.5:3 for for 11MTR POLE	EA	12	882.63	10,591.62
	Stay concreting in ratio 1:2:4	EA	8	1,534.00	12,272.00
	Construction of Earthing Chamber (Size: 2'X2') and RCC Slab cover as per specification including supply of material%_1	EA	1	4,130.00	4,130.00
	Dismantling of RSJ/ WPB pole(150x150mm/R	EA	1	1,300.00	1,300.00
	Dismantling of RSJ/WPB pole(116x100mm)	EA	1	1,380.91	1,380.91
	Dismantling of PSC pole (9mtr)& return	EA	2	950.00	1,900.00
	Dismantling of 11KV 'V' Cross arm & retu	EA	2	42.34	84.68
	Dismantling of 11KV GI pin with insulato	EA	2	8.28	16.56
	Dismantling of 11KV Disc insulator with	EA	12	8.28	99.36
	Dismantling of MS Channel& Return store	Kg	86.38	8.10	699.71
	Dismant of 34/55mm2 AAA Conductor& retu	Mtr	3090.00	7.00	21,630.00
	GIS coordinate mapping, drawing preparation and submission of the same for New/Existing line%_1	EA	1	12,354.60	12,354.60
K				**Total Civil Part**	**1,08,825.91**
L				**Sub-Total L =J+K**	**13,43,658.81**
M				**Other Over Head (Including Supervision charges)@ 6% of L**	**-**
N				**Sub-Total N=L+M**	**13,43,658.81**
O				**CESS @ 1% of Sub-Total N**	**13,436.59**
P				**Inspection Fees**	
Q				**Drawing Approval**	
R				**Sub-Total R=N+O+P+Q**	**13,57,095.40**
S				**Add GST (Exempted) of Sub-Total**	**-**
T				**Grand Total**	**13,57,095.40**

Cost Estimate for Upgradation of 11kV line with 9mtr. PSC-pole and XLPE Insulated AAAC 100 Sq.mm					
Sl No	**Description of Item**	**Unit**	**Quantity**	**Landed Unit Cost inclusive of GST(In Rs.)**	**Amount(In Rs.)**
1	9 mtr long 300 kg PSC pole	EA	12	4,283.40	51,400.80
2	RCC base Plate	EA	12	426.38	5,116.57
3	Top Channel 100X50X5mm, each channel length 3.0 Mtr	Kg	57.36	92.04	5,279.41
4	Double Pole Belting Channel 75X40X4.8mm.,each channel length 3.0 Mtr	Kg	107.10	92.04	9,857.48
5	50X50X6mm.GI Bracing Angle, 4.5Kg./mtr., each angle length 3.512 mtr.	Kg	63.22	92.04	5,818.40
6	Straight Cross Arm Channel 100X50X5mm, each channel length 1.2 Mtr	Kg	68.83	92.04	6,335.30
7	Straight Cross Arm Top Channel 100X50X5mm,each channel length 0.306 Mtr.	Kg	17.55	92.04	1,615.50
8	Fish Plate 50X6 mm.,each 0.280 mtr. Length	Kg	14.54	84.96	1,235.11
9	Danger Plate, 11kV	EA	12	212.40	2,548.80
10	Back Clamp (25X3 mm. flat) for danger Plate PSC pole	Kg	7.93	84.96	673.76
11	GI barbed wire(2.50x2.50 mm) anticlimbing device	Kg	36	87.32	3,143.52
12	Back Clamp (25X3mm. Flat) for Barbed wire anticlimbing device for PSC Pole	Kg	15.86	84.96	1,347.52
13	11kV,5kN pin insulator polymer	EA	32	165.20	5,286.40
14	H,T. CROSS ARM 'V' SHAPE FOR 11KV(Gl)-10.5Kg	EA	8	1,004.18	8,033.44
15	GI Back Clamp for 11kV 'V' Cros Arm	EA	8	165.20	1,321.60
16	CLAMP F TYPE GI FOR 11KV	EA	8	159.30	1,274.40
17	Tension Assembly Wedge Type with Anchoring Clamp for 11 kV 100 Sq.mm covered conductor	EA	18	1,038.40	18,691.20
18	11KV Polymeric Disc Insulator 70KN B&S	EA	18	177.00	3,186.00
19	Earthing Coil	EA	12	193.52	2,322.24
20	No 8 GI wire (0.131 kg/mtr.)	Kg	3.14	87.32	274.53
21	IPC for 11KV 100sqmm Covered Conductor	EA	6	649.00	3,894.00
22	MIDSPAN JOINT 11KV COVERED CONDUCTOR 100SQMM	EA	6	531.00	3,186.00
23	JT KIT END TERM. For 11KV 100 Sqmm Covered Conductor	EA	6	1,144.60	6,867.60
24	TIE INSULATED HELICAL F/11KV INSL. COND.	EA	33	129.80	4,283.40
25	GI Nut , Bolt & Washer of different sizes	Kg	33.5	87.32	2,923.82
26	HT STAY CLAMP TYPE-A(9m PSC 600mm)	Pair	7	306.80	2,147.60
27	HT STAY CLAMP TYPE-B(9m PSC 600mm)	Pair	1	306.80	306.80
28	H.T 11kV Stay set (Complete)	Set	8	1,692.12	13,536.96
29	HT stay (Guy) insulator	EA	8	102.66	821.28
30	7/10 SWG Stay Wire(3.15mm)-(Heavy)	Kg	80	90.86	7,268.80
31	40mm nominal bore GI pipe (Heavy gauge) earthing device with 3 mtr .Long	EA	1	1,534.00	1,534.00
32	11kV 100sqmm XLPE Covered Conductor	Mtr	3090.00	154.58	4,77,652.20
33	GI Flat 50X6 mm(2.36kg/mtr)	Kg	8.00	84.96	679.68
34	Black Paint	Ltr	6	251.07	1,506.41
35	Yellow Colour Paint for Background	Ltr	12	251.07	3,012.82
A				**Total Cost of materials**	**6,64,383.37**
B				**Stock, Storage & Insurance i.e 3%**	**19,931.50**
C				**Sub Total C=A+B**	**6,84,314.87**
D				**Contigency @ 3% of C**	**20,529.45**
E				**Tools & Plants @ 2% of C**	**13,686.30**
F				**Transportation @ 7.5% of C**	**51,323.62**
G				**Erection Transformer/Breaker/WPB/H Pole/Joist Poles @ 5%**	
H				**Erection Other @ 10%**	**63,137.20**
I				**Erection PSC Pole @ 20%**	**10,588.56**
J				**Sub Total J=C+D+E+F+G+H+I**	**8,43,580.00**
	Civil & Services				
	Concreting of poles in ratio 1:1.5:3 for 9MTR PSC POLE	EA	12	2,942.12	35,305.39
	Couping of poles in ratio 1:1.5:3 for 9MTR PSC POLE	EA	12	882.63	10,591.62
	Stay concreting in ratio 1:2:4	EA	8	1,534.00	12,272.00
	Construction of Earthing Chamber (Size: 2'X2') and RCC Slab cover as per specification including supply of material%_1	EA	1	4,130.00	4,130.00
	Dismantling of RSJ/ WPB pole(150x150mm/R	EA	1	1,300.00	1,300.00
	Dismantling of RSJ/WPB pole(116x100mm)	EA	1	1,380.91	1,380.91
	Dismantling of PSC pole (9mtr)& return	EA	2	950.00	1,900.00
	Dismantling of 11KV 'V' Cross arm & retu	EA	2	42.34	84.68
	Dismantling of 11KV GI pin with insulato	EA	2	8.28	16.56
	Dismantling of 11KV Disc insulator with	EA	12	8.28	99.36
	Dismantling of MS Channel& Return store	Kg	86.38	8.10	699.71
	Dismant of 34/55mm2 AAA Conductor& retu	Mtr	3090.00	7.00	21,630.00
	GIS coordinate mapping, drawing preparation and submission of the same for New/Existing line%_1	EA	1	12,354.60	12,354.60
K				**Total Civil Part**	**1,01,764.83**
L				**Sub-Total L =J+K**	**9,45,344.83**
M				**Other Over Head (Including Supervision charges)@ 6% of L**	**-**
N				**Sub-Total N=L+M**	**9,45,344.83**
O				**CESS @ 1% of Sub-Total N**	**9,453.45**
P				**Inspection Fees**	
Q				**Drawing Approval**	
R				**Sub-Total R=N+O+P+Q**	**9,54,798.28**
S				**Add GST (Exempted) of Sub-Total**	**-**
T				**Grand Total**	**9,54,798.28**

Cost Estimate for Upgradation of 11kV line with 11mtr. WPB-pole and AAAC 80 Sq.mm					
Sl No	**Description of Item**	**Unit**	**Quantity**	**Landed Unit Cost inclusive of GST(In Rs.)**	**Amount(In Rs.)**
1	WPB 160x152 (30.44KG/Mtr.),11 mtr- with base plate 300x300x12	EA	12	32,214.97	3,86,579.61
2	Top Channel 100X50X5mm, each channel length 3.0 Mtr	Kg	57.36	92.04	5,279.41
4	Double Pole Belting Channel 75X40X4.8mm.,each channel length 3.0 Mtr	Kg	107.10	92.04	9,857.48
5	50X50X6mm.GI Bracing Angle, 4.5Kg./mtr., each angle length 3.512 mtr.	Kg	63.22	92.04	5,818.40
6	Straight Cross Arm Channel 100X50X5mm, each channel length 1.2 Mtr	Kg	68.83	92.04	6,335.30
7	Straight Cross Arm Top Channel 100X50X5mm,each channel length 0.306 Mtr.	Kg	17.55	92.04	1,615.50
8	Fish Plate 50X6 mm.,each 0.280 mtr. Length	Kg	14.54	84.96	1,235.11
9	Danger Plate, 11kV	EA	12	212.40	2,548.80
10	Back Clamp (25X3 mm. flat) for danger Plate WPB pole	Kg	7.93	84.96	673.76
11	GI barbed wire(2.50x2.50 mm) anticlimbing device	Kg	36	87.32	3,143.52
12	Back Clamp (25X3mm. Flat) for Barbed wire anticlimbing device for WPB Pole	Kg	15.86	84.96	1,347.52
13	11kV,5kN pin insulator polymer	EA	32	165.20	5,286.40
14	H,T. CROSS ARM 'V' SHAPE FOR 11KV(Gl)-10.5Kg	EA	8	1,004.18	8,033.44
15	GI Back Clamp for 11kV 'V' Cros Arm	EA	8	165.20	1,321.60
16	CLAMP F TYPE GI FOR 11KV	EA	8	159.30	1,274.40
17	Disc Insulator Hardware Fittings (70KN) B&S,3 Bolt	EA	18	486.16	8,750.88
18	11KV Polymeric Disc Insulator 70KN B&S	EA	18	177.00	3,186.00
19	Earthing Coil	EA	12	193.52	2,322.24
20	No 8 GI wire (0.131 kg/mtr.)	Kg	3.14	87.32	274.53
21	WEDGE CONNECTOR FOR 80 SQMM.CONDUCTOR	EA	18	162.84	2,931.12
22	GI Nut , Bolt & Washer of different sizes	Kg	31.8	87.32	2,777.39
23	HT STAY CLAMP TYPE-A(9m PSC 600mm)	Pair	7	306.80	2,147.60
24	HT STAY CLAMP TYPE-B(9m PSC 600mm)	Pair	1	306.80	306.80
25	H.T 11kV Stay set (Complete)	Set	8	1,692.12	13,536.96
26	HT stay (Guy) insulator	EA	8	102.66	821.28
27	7/10 SWG Stay Wire(3.15mm)-(Heavy)	Kg	80	90.86	7,268.80
28	40mm nominal bore GI pipe (Heavy gauge) earthing device with 3 mtr .Long	EA	1	1,534.00	1,534.00
29	AAA Conductor- 80 mm2	KM	3.09	73,797.20	2,28,033.35
30	GI Flat 50X6 mm(2.36kg/mtr)	Kg	8.00	84.96	679.68
31	Black Paint	Ltr	6	251.07	1,506.41
32	Yellow Colour Paint for Background	Ltr	12	251.07	3,012.82
A				**Total Cost of materials**	**7,19,440.12**
B				**Stock, Storage & Insurance i.e 3%**	**21,583.20**
C				**Sub Total C=A+B**	**7,41,023.32**
D				**Contigency @ 3% of C**	**22,230.70**
E				**Tools & Plants @ 2% of C**	**14,820.47**
F				**Transportation @ 7.5% of C**	**55,576.75**
G				**Erection Transformer/Breaker/WPB/H Pole/Joist Poles @ 5%**	**19,908.85**
H				**Erection Other @ 10%**	**34,284.63**
I				**Erection PSC Pole @ 20%**	
J				**Sub Total J=C+D+E+F+G+H+I**	**8,87,844.72**
	Civil & Services				
	Concreting of poles in ratio 1:1.5:3 for 11MTR POLE	EA	12	3,530.54	42,366.47
	Couping of poles in ratio 1:1.5:3 for for 11MTR POLE	EA	12	882.63	10,591.62
	Stay concreting in ratio 1:2:4	EA	8	1,534.00	12,272.00
	Construction of Earthing Chamber (Size: 2'X2') and RCC Slab cover as per specification including supply of material%_1	EA	1	4,130.00	4,130.00
	Dismantling of RSJ/ WPB pole(150x150mm/R	EA	1	1,300.00	1,300.00
	Dismantling of RSJ/WPB pole(116x100mm)	EA	1	1,380.91	1,380.91
	Dismantling of PSC pole (9mtr)& return	EA	2	950.00	1,900.00
	Dismantling of 11KV 'V' Cross arm & retu	EA	2	42.34	84.68
	Dismantling of 11KV GI pin with insulato	EA	2	8.28	16.56
	Dismantling of 11KV Disc insulator with	EA	12	8.28	99.36
	Dismantling of MS Channel& Return store	Kg	86.38	8.10	699.71
	Dismant of 34/55mm2 AAA Conductor& retu	Mtr	3090.00	7.00	21,630.00
	GIS coordinate mapping, drawing preparation and submission of the same for New/Existing line%_1	EA	1	12,354.60	12,354.60
K				**Total Civil Part**	**1,08,825.91**
L				**Sub-Total L =J+K**	**9,96,670.63**
M				**Other Over Head (Including Supervision charges)@ 6% of L**	**-**
N				**Sub-Total N=L+M**	**9,96,670.63**
O				**CESS @ 1% of Sub-Total N**	**9,966.71**
P				**Inspection Fees**	
Q				**Drawing Approval**	
R				**Sub-Total R=N+O+P+Q**	**10,06,637.34**
S				**Add GST (Exempted) of Sub-Total**	**-**
T				**Grand Total**	**10,06,637.34**

Cost Estimate for Upgradation of 33kV line with 11mtr. WPB-pole and Insulated XLPE AAAC 100 Sq.mm					
Sl No	**Description of Item**	**Unit**	**Quantity**	**Landed Unit Cost inclusive of GST(In Rs.)**	**Amount(In Rs.)**
1	WPB 160x152 (30.44KG/Mtr.),11 mtr- with base plate 300x300x12	EA	12	32,214.97	3,86,579.61
2	Top Channel 100X50X5mm,each channel length 3.25 Mtr	Kg	62.14	92.04	5,719.37
3	Double Pole Belting Channel 75X40X4.8mm.,each channel length 3.0 Mtr	Kg	59.26	92.04	5,454.47
4	50X50X6mm.GI Bracing Angle, 4.5Kg./mtr., each angle length 3.512 mtr.	Kg	48.08	92.04	4,425.10
5	Straight Cross Arm Channel 100X50X5mm, each channel length 1.7 Mtr.	Kg	97.51	92.04	8,975.00
6	Straight Cross Arm Top Channel 100X50X5mm,each channel length 0.306 Mtr.	Kg	17.55	92.04	1,615.50
7	Fish Plate 50X6 mm.,each 0.280 mtr. Length	Kg	14.54	84.96	1,235.11
8	Danger Plate, 33kV	EA	12	212.40	2,548.80
9	Back Clamp (25X3 mm. flat) for danger Plate WPB pole	Kg	7.93	84.96	673.76
10	GI barbed wire(2.50x2.50 mm) anticlimbing device	Kg	36	87.32	3,143.52
11	Back Clamp (25X3mm. Flat) for Barbed wire anticlimbing device for WPB Pole	Kg	15.86	84.96	1,347.52
12	33kV,10kN pin insulator polymer	EA	32	469.64	15,028.48
13	H.T. CROSS ARM 'V SHAPE FOR 33KV(Gl)-20Kg	EA	8	2,007.18	16,057.44
14	GI Back Clamp for 33kV 'V' Cros Arm WPB Pole-50X8	EA	8	165.20	1,321.60
15	33KV Pole top Bracket	EA	8	95.58	764.64
16	Tension Assembly Wedge Type with Anchoring Clamp for 33 kV 100 Sq.mm covered conductor	EA	18	1,180.00	21,240.00
17	33KV Polymeric Disc Insulator 90KN B&S	EA	18	341.02	6,138.36
18	Earthing Coil	EA	12	193.52	2,322.24
19	No 8 GI wire (0.131 kg/mtr.)	Kg	3.14	87.32	274.53
20	IPC for 33kV 100sqmm Covered Conductor	EA	18	1,062.00	19,116.00
21	MIDSPAN JOINT 33KV COVERED CONDUCTOR 100SQMM	EA	6	767.00	4,602.00
22	JT KIT END TERM. For 33KV 100 SQMM Covered Conductor	EA	6	1,593.00	9,558.00
23	TIE INSULATED HELICAL F/33KV INSL. COND.	EA	33	141.60	4,672.80
24	GI Nut , Bolt & Washer of different sizes	Kg	62	87.32	5,430.93
25	HT Stay Clamp Type-A for WPB Pole	Pair	7	306.80	2,147.60
26	HT Stay Clamp Type-B for WPB Pole	Pair	1	306.80	306.80
27	H.T 33kV Stay set (Complete)	Set	8	1,692.12	13,536.96
28	HT stay (Guy) insulator	EA	16	102.66	1,642.56
29	7/8 SWG Stay Wire(4mm)-(Heavy)	Kg	120	88.50	10,620.00
30	40mm nominal bore GI pipe (Heavy gauge) earthing device with 3 mtr .Long	EA	1	1,534.00	1,534.00
31	33kV 100sqmm XLPE Covered Conductor	Mtr	3090.00	175.82	5,43,283.80
32	GI Flat 50X6 mm(2.36kg/mtr)	Kg	8.00	84.96	679.68
33	Black Paint	Ltr	6	251.07	1,506.41
34	Yellow Colour Paint for Background	Ltr	12	251.07	3,012.82
A				**Total Cost of materials**	**11,06,515.42**
B				**Stock, Storage & Insurance i.e 3%**	**33,195.46**
C				**Sub Total C=A+B**	**11,39,710.88**
D				**Contigency @ 3% of C**	**34,191.33**
E				**Tools & Plants @ 2% of C**	**22,794.22**
F				**Transportation @ 7.5% of C**	**85,478.32**
G				**Erection Transformer/Breaker/WPB/H Pole/Joist Poles @ 5%**	**19,908.85**
H				**Erection Other @ 10%**	**74,153.39**
I				**Erection PSC Pole @ 20%**	
J				**Sub Total J=C+D+E+F+G+H+I**	**13,76,236.98**
	Civil & Services				
	Concreting of poles in ratio 1:1.5:3 for 11MTR POLE	EA	12	3,530.54	42,366.47
	Couping of poles in ratio 1:1.5:3 for for 11MTR POLE	EA	12	882.63	10,591.62
	Stay concreting in ratio 1:2:4	EA	8	1,534.00	12,272.00
	Construction of Earthing Chamber (Size: 2'X2') and RCC Slab cover as per specification including supply of material%_1	EA	1	4,130.00	4,130.00
	Dismantling of RSJ/ WPB pole(150x150mm/R	EA	3	1,300.00	3,900.00
	Dismantling of RSJ/WPB pole(116x100mm)	EA	2	1,380.91	2,761.82
	Dismantling of PSC pole (9mtr)& return	EA	3	950.00	2,850.00
	Dismantling of 33KV 'V' Cross arm & retu	EA	3	42.34	127.02
	Dismantling of 33KV GI pin with insulato	EA	3	8.28	24.84
	Dismantling of 33KV Disc insulator with	EA	12	8.28	99.36
	Dismantling of MS Channel& Return store	Kg	115.06	8.10	932.02
	Dismant of 34/55mm2 AAA Conductor& retu	Mtr	3090.00	7.00	21,630.00
	GIS coordinate mapping, drawing preparation and submission of the same for New/Existing line%_1	EA	1	12,354.60	12,354.60
K				**Total Civil Part**	**1,14,039.75**
L				**Sub-Total L =J+K**	**14,90,276.73**
M				**Other Over Head (Including Supervision charges)@ 6% of L**	**-**
N				**Sub-Total N=L+M**	**14,90,276.73**
O				**CESS @ 1% of Sub-Total N**	**14,902.77**
P				**Inspection Fees**	
Q				**Drawing Approval**	
R				**Sub-Total R=N+O+P+Q**	**15,05,179.50**
S				**Add GST (Exempted) of Sub-Total**	**-**
T				**Grand Total**	**15,05,179.50**

Cost Estimate for 33kV Line AB Switch with 13mtr. WPB-pole					
Sl No	**Description of Item**	**Unit**	**Quantity**	**Landed Unit Cost inclusive of GST(In Rs.)**	**Amount(In Rs.)**
1	WPB 160x152 (30.44KG/Mtr.),13 mtr- with base plate 300x300x12	EA	2	37,890.20	75,780.40
2	Top Channel 100X50X5mm, each channel length 4.3 Mtr	Kg	82.22	92.04	7,567.16
3	Double Pole Belting Channel 75X40X4.8mm., each channel length 4.3 Mtr	Kg	122.81	92.04	11,303.25
4	50X50X6mm.GI Bracing Angle, each angle length 4.927 Mtr	Kg	88.69	92.04	8,162.66
5	Mounting Channel 100X50X5mm GI channel 4.3 Mtr long	Kg	82.22	92.04	7,567.16
6	Isolator Support Side Channel 100X50X5mm, each channel length 0.5 Mtr	Kg	9.56	92.04	879.90
7	Down Pipe Base Support Angle 50X50X6mm, each angle length 0.34 Mtr	Kg	1.53	92.04	140.82
8	Channel Support for down Pipe 75X40X4.8mm., each channel length 0.750 Mtr	Kg	5.71	92.04	525.73
9	Down Pipe Diagonal Support Angle 50X50X6mm, each angle length 0.388 Mtr	Kg	1.75	92.04	160.70
10	Fish Plate 50X6 mm.,each 0.280 mtr. Length	Kg	10.57	84.96	898.27
11	Danger Plate, 33kV	EA	2	212.40	424.80
12	Back Clamp (25X3 mm. flat) for danger Plate WPB pole	Kg	1.32	84.96	112.29
13	GI barbed wire(2.50x2.50 mm) anticlimbing device	Kg	6	87.32	523.92
14	Back Clamp (25X3mm. Flat) for Barbed wire anticlimbing device for WPB Pole	Kg	2.64	84.96	224.59
15	33kV,10kN pin insulator polymer	EA	6	469.64	2,817.84
16	Disc Insulator Hardware Fittings (90KN) B&S,4 Bolt	Set	6	744.58	4,467.48
17	33KV Polymeric Disc Insulator 90KN B&S	EA	6	341.02	2,046.12
18	Earthing Coil	EA	2	193.52	387.04
19	No 8 GI wire (0.131 kg/mtr.)	Kg	0.52	87.32	45.76
20	WEDGE CONNECTOR '.'FIRE" FOR 148SQMM CONDUCTOR	EA	6	304.44	1,826.64
21	33kV AB switch 400A Polymer,3 Pole	EA	1	22,126.18	22,126.18
23	GI Nut , Bolt & Washer of different sizes	Kg	52.1	87.32	4,551.47
24	HT Stay Clamp Type-A for WPB Pole	Pair	2	306.80	613.60
25	HT Stay Clamp Type-B for WPB Pole	Pair	2	306.80	613.60
26	H.T 33kV Stay set (Complete)	Set	4	1,692.12	6,768.48
27	HT stay (Guy) insulator	EA	8	102.66	821.28
28	7/8 SWG Stay Wire(4mm)-(Heavy)	Kg	60	88.50	5,310.00
29	40mm nominal bore GI pipe (Heavy gauge) earthing device with 3 mtr .Long	EA	2	1,534.00	3,068.00
30	GI Flat 50X6 mm(2.36kg/mtr)	Kg	37.76	84.96	3,208.09
31	Black Paint	Ltr	1	251.07	251.07
32	Yellow Colour Paint for Background	Ltr	2	251.07	502.14
A				**Total Cost of materials**	**1,73,696.43**
B				**Stock, Storage & Insurance i.e 3%**	**5,210.89**
C				**Sub Total C=A+B**	**1,78,907.33**
D				**Contigency @ 3% of C**	**5,367.22**
E				**Tools & Plants @ 2% of C**	**3,578.15**
F				**Transportation @ 7.5% of C**	**13,418.05**
G				**Erection Transformer/Breaker/WPB/H Pole/Joist Poles @ 5%**	**3,902.69**
H				**Erection Other @ 10%**	**10,085.35**
I				**Erection PSC Pole @ 20%**	
J				**Sub Total J=C+D+E+F+G+H+I**	**2,15,258.78**
	Civil & Services				
	Concreting of poles in ratio 1:1.5:3 for 13MTR POLE	EA	2	4,315.10	8,630.21
	Couping of poles in ratio 1:1.5:3 for 13MTR POLE	EA	2	882.63	1,765.27
	Stay concreting in ratio 1:2:4	EA	4	1,534.00	6,136.00
	Construction of Earthing Chamber (Size: 2'X2') and RCC Slab cover as per specification including supply of material%_1	EA	2	4,130.00	8,260.00
	GIS coordinate mapping, drawing preparation and submission of the same for DTR,ABS,ARC,Sectionalizer,RMU etc%_1	EA	1	1,180.00	1,180.00
K				**Total Civil Part**	**25,971.48**
L				**Sub-Total L =J+K**	**2,41,230.26**
M				**Other Over Head (Including Supervision charges)@ 6% of L**	**-**
N				**Sub-Total N=L+M**	**2,41,230.26**
O				**CESS @ 1% of Sub-Total N**	**2,412.30**
P				**Inspection Fees**	
Q				**Drawing Approval**	**750.00**
R				**Sub-Total R=N+O+P+Q**	**2,44,392.56**
S				**Add GST (Exempted) of Sub-Total**	**-**
T				**Grand Total**	**2,44,392.56**

Cost Estimate for 11kV Motorized Isolator on Double Pole Structure with 11mtr. WPB-pole					
Sl No	**Description of Item**	**Unit**	**Quantity**	**Landed Unit Cost inclusive of GST(In Rs.)**	**Amount(In Rs.)**
1	WPB 160x152 (30.44KG/Mtr.),11 mtr- with base plate 300x300x12	EA	2	32,214.97	64,429.94
2	Top Channel 100X50X5mm, each channel length 4.3 Mtr	Kg	82.22	92.04	7,567.16
3	Double Pole Belting Channel 75X40X4.8mm., each channel length 4.3 Mtr	Kg	153.51	92.04	14,129.06
4	50X50X6mm.GI Bracing Angle, each angle length 4.927 Mtr	Kg	88.69	92.04	8,162.66
5	Mounting Channel 100X50X5mm GI channel 4.3 Mtr long	Kg	82.22	92.04	7,567.16
6	Isolator Support Side Channel 100X50X5mm, each channel length 0.5 Mtr	Kg	9.56	92.04	879.90
7	Down Pipe Base Support Angle 50X50X6mm, each angle length 0.34 Mtr	Kg	1.53	92.04	140.82
8	Channel Support for down Pipe 75X40X4.8mm., each channel length 0.750 Mtr	Kg	11.42	92.04	1,051.46
9	Down Pipe Diagonal Support Angle 50X50X6mm, each angle length 0.388 Mtr	Kg	1.75	92.04	160.70
10	Fish Plate 50X6 mm.,each 0.280 mtr. Length	Kg	3.96	84.96	336.85
11	Danger Plate, 11kV	EA	2	212.40	424.80
12	Back Clamp (25X3 mm. flat) for danger Plate WPB pole	Kg	1.32	84.96	112.29
13	GI barbed wire(2.50x2.50 mm) anticlimbing device	Kg	6	87.32	523.92
14	Back Clamp (25X3mm. Flat) for Barbed wire anticlimbing device for WPB Pole	Kg	2.64	84.96	224.59
15	11kV,5kN pin insulator polymer	EA	3	165.20	495.60
16	Disc Insulator Hardware Fittings (70KN) B&S,3 Bolt	EA	6	486.16	2,916.96
17	11KV Polymeric Disc Insulator 70KN B&S	EA	6	177.00	1,062.00
18	Earthing Coil	EA	2	193.52	387.04
19	No 8 GI wire (0.131 kg/mtr.)	Kg	0.52	87.32	45.76
20	WEDGE CONNECTOR FOR 100 SQMM.CONDUCTOR	EA	6	162.84	977.04
21	GI Nut , Bolt & Washer of different sizes	Kg	13.7	87.32	1,197.86
22	11 KV 630A with earth switch GI Box (Porcelain) Motorized Isolator	EA	1	79,174.46	79,174.46
23	12KV, 10 KA (Station Class, CL-II) without Surge Counter	EA	3	2,312.80	6,938.40
24	HT Stay Clamp Type-A for WPB Pole	Pair	4	306.80	1,227.20
25	H.T 11kV Stay set (Complete)	Set	4	1,692.12	6,768.48
26	HT stay (Guy) insulator	EA	4	102.66	410.64
27	7/10 SWG Stay Wire(3.15mm)-(Heavy)	Kg	40	90.86	3,634.40
28	40mm nominal bore GI pipe (Heavy gauge) earthing device with 3 mtr .Long	EA	3	1,534.00	4,602.00
29	GI Flat 50X6 mm(2.36kg/mtr)	Kg	56.64	84.96	4,812.13
30	Black Paint	Ltr	1	251.07	251.07
31	Yellow Colour Paint for Background	Ltr	2	251.07	502.14
A				**Total Cost of materials**	**2,21,114.49**
B				**Stock, Storage & Insurance i.e 3%**	**6,633.43**
C				**Sub Total C=A+B**	**2,27,747.92**
D				**Contigency @ 3% of C**	**6,832.44**
E				**Tools & Plants @ 2% of C**	**4,554.96**
F				**Transportation @ 7.5% of C**	**17,081.09**
G				**Erection Transformer/Breaker/WPB/H Pole/Joist Poles @ 5%**	**3,318.14**
H				**Erection Other @ 10%**	**16,138.51**
I				**Erection PSC Pole @ 20%**	
J				**Sub Total J=C+D+E+F+G+H+I**	**2,75,673.06**
	Civil & Services				
	Concreting of poles in ratio 1:1.5:3 for 11MTR POLE	EA	2	3,530.54	7,061.08
	Couping of poles in ratio 1:1.5:3 for for 11MTR POLE	EA	2	882.63	1,765.27
	Stay concreting in ratio 1:2:4	EA	4	1,534.00	6,136.00
	Construction of Earthing Chamber (Size: 2'X2') and RCC Slab cover as per specification including supply of material%_1	EA	3	4,130.00	12,390.00
	GIS coordinate mapping, drawing preparation and submission of the same for DTR,ABS,ARC,Sectionalizer,RMU etc%_1	EA	1	1,180.00	1,180.00
K				**Total Civil Part**	**28,532.35**
L				**Sub-Total L =J+K**	**3,04,205.41**
M				**Other Over Head (Including Supervision charges)@ 6% of L**	**-**
N				**Sub-Total N=L+M**	**3,04,205.41**
O				**CESS @ 1% of Sub-Total N**	**3,042.05**
P				**Inspection Fees**	
Q				**Drawing Approval**	**750.00**
R				**Sub-Total R=N+O+P+Q**	**3,07,997.46**
S				**Add GST (Exempted) of Sub-Total**	**-**
T				**Grand Total**	**3,07,997.46**

Cost Estimate for 11kV Line Isolator on Double Pole Structure with 11mtr. WPB-pole					
Sl No	**Description of Item**	**Unit**	**Quantity**	**Landed Unit Cost inclusive of GST(In Rs.)**	**Amount(In Rs.)**
1	WPB 160x152 (30.44KG/Mtr.),11 mtr- with base plate 300x300x12	EA	2	32,214.97	64,429.94
2	Top Channel 100X50X5mm, each channel length 4.3 Mtr	Kg	82.22	92.04	7,567.16
3	Double Pole Belting Channel 75X40X4.8mm., each channel length 4.3 Mtr	Kg	153.51	92.04	14,129.06
4	50X50X6mm.GI Bracing Angle, each angle length 4.927 Mtr	Kg	88.69	92.04	8,162.66
5	Mounting Channel 100X50X5mm GI channel 4.3 Mtr long	Kg	82.22	92.04	7,567.16
6	Isolator Support Side Channel 100X50X5mm, each channel length 0.5 Mtr	Kg	9.56	92.04	879.90
7	Down Pipe Base Support Angle 50X50X6mm, each angle length 0.34 Mtr	Kg	1.53	92.04	140.82
8	Channel Support for down Pipe 75X40X4.8mm., each channel length 0.750 Mtr	Kg	11.42	92.04	1,051.46
9	Down Pipe Diagonal Support Angle 50X50X6mm, each angle length 0.388 Mtr	Kg	1.75	92.04	160.70
10	Fish Plate 50X6 mm.,each 0.280 mtr. Length	Kg	3.96	84.96	336.85
11	Danger Plate, 11kV	EA	2	212.40	424.80
12	Back Clamp (25X3 mm. flat) for danger Plate WPB pole	Kg	1.32	84.96	112.29
13	GI barbed wire(2.50x2.50 mm) anticlimbing device	Kg	6	87.32	523.92
14	Back Clamp (25X3mm. Flat) for Barbed wire anticlimbing device for WPB Pole	Kg	2.64	84.96	224.59
15	11kV,5kN pin insulator polymer	EA	3	165.20	495.60
16	Disc Insulator Hardware Fittings (70KN) B&S,3 Bolt	EA	6	486.16	2,916.96
17	11KV Polymeric Disc Insulator 70KN B&S	EA	6	177.00	1,062.00
18	Earthing Coil	EA	2	193.52	387.04
19	No 8 GI wire (0.131 kg/mtr.)	Kg	0.52	87.32	45.76
20	WEDGE CONNECTOR FOR 100 SQMM.CONDUCTOR	EA	6	162.84	977.04
21	GI Nut , Bolt & Washer of different sizes	Kg	13.7	87.32	1,197.86
22	11 KV 630A without earth switch GI Box (Porcelain)	EA	1	34,607.04	34,607.04
23	12KV, 10 KA (Station Class, CL-II) without Surge Counter	EA	3	2,312.80	6,938.40
24	HT Stay Clamp Type-A for WPB Pole	Pair	4	306.80	1,227.20
25	H.T 11kV Stay set (Complete)	Set	4	1,692.12	6,768.48
26	HT stay (Guy) insulator	EA	4	102.66	410.64
27	7/10 SWG Stay Wire(3.15mm)-(Heavy)	Kg	40	90.86	3,634.40
28	40mm nominal bore GI pipe (Heavy gauge) earthing device with 3 mtr .Long	EA	3	1,534.00	4,602.00
29	GI Flat 50X6 mm(2.36kg/mtr)	Kg	56.64	84.96	4,812.13
30	Black Paint	Ltr	1	251.07	251.07
31	Yellow Colour Paint for Background	Ltr	2	251.07	502.14
A				**Total Cost of materials**	**1,76,547.07**
B				**Stock, Storage & Insurance i.e 3%**	**5,296.41**
C				**Sub Total C=A+B**	**1,81,843.48**
D				**Contigency @ 3% of C**	**5,455.30**
E				**Tools & Plants @ 2% of C**	**3,636.87**
F				**Transportation @ 7.5% of C**	**13,638.26**
G				**Erection Transformer/Breaker/WPB/H Pole/Joist Poles @ 5%**	**3,318.14**
H				**Erection Other @ 10%**	**11,548.06**
I				**Erection PSC Pole @ 20%**	
J				**Sub Total J=C+D+E+F+G+H+I**	**2,19,440.12**
	Civil & Services				
	Concreting of poles in ratio 1:1.5:3 for 11MTR POLE	EA	2	3,530.54	7,061.08
	Couping of poles in ratio 1:1.5:3 for for 11MTR POLE	EA	2	882.63	1,765.27
	Stay concreting in ratio 1:2:4	EA	4	1,534.00	6,136.00
	Construction of Earthing Chamber (Size: 2'X2') and RCC Slab cover as per specification including supply of material%_1	EA	3	4,130.00	12,390.00
	GIS coordinate mapping, drawing preparation and submission of the same for DTR,ABS,ARC,Sectionalizer,RMU etc%_1	EA	1	1,180.00	1,180.00
K				**Total Civil Part**	**28,532.35**
L				**Sub-Total L =J+K**	**2,47,972.47**
M				**Other Over Head (Including Supervision charges)@ 6% of L**	**-**
N				**Sub-Total N=L+M**	**2,47,972.47**
O				**CESS @ 1% of Sub-Total N**	**2,479.72**
P				**Inspection Fees**	
Q				**Drawing Approval**	**750.00**
R				**Sub-Total R=N+O+P+Q**	**2,51,202.19**
S				**Add GST (Exempted) of Sub-Total**	**-**
T				**Grand Total**	**2,51,202.19**

Cost Estimate for 33kV Auto-Reclosure with 13mtr. WPB-pole					
Sl No	**Description of Item**	**Unit**	**Quantity**	**Landed Unit Cost inclusive of GST(In Rs.)**	**Amount(In Rs.)**
1	WPB 160x152 (30.44KG/Mtr.),13 mtr- with base plate 300x300x12	EA	2	37,890.20	75,780.40
2	Top Channel 100X50X5mm, each channel length 4.3 Mtr	Kg	82.22	92.04	7,567.16
3	Double Pole Belting Channel 75X40X4.8mm., each channel length 4.3 Mtr	Kg	122.81	92.04	11,303.25
4	50X50X6mm.GI Bracing Angle, each angle length 4.927 Mtr	Kg	88.69	92.04	8,162.66
5	Mounting Channel 100X50X5mm GI channel 4.3 Mtr long	Kg	82.22	92.04	7,567.16
6	Fish Plate 50X6 mm.,each 0.280 mtr. Length	Kg	3.96	84.96	336.85
7	Danger Plate, 33kV	EA	2	212.40	424.80
8	Back Clamp (25X3 mm. flat) for danger Plate WPB pole	Kg	1.32	84.96	112.29
9	GI barbed wire(2.50x2.50 mm) anticlimbing device	Kg	6	87.32	523.92
10	Back Clamp (25X3mm. Flat) for Barbed wire anticlimbing device for WPB Pole	Kg	2.64	84.96	224.59
11	33kV,10kN pin insulator polymer	EA	3	469.64	1,408.92
12	Disc Insulator Hardware Fittings (90KN) B&S,4 Bolt	Set	6	744.58	4,467.48
13	33KV Polymeric Disc Insulator 90KN B&S	EA	6	341.02	2,046.12
14	Earthing Coil	EA	2	193.52	387.04
15	No 8 GI wire (0.131 kg/mtr.)	Kg	0.52	87.32	45.76
16	WEDGE CONNECTOR '.'FIRE" FOR 148SQMM CONDUCTOR	EA	6	304.44	1,826.64
17	GI Nut , Bolt & Washer of different sizes	Kg	52.1	87.32	4,551.47
18	33kV Auto Reclosure	EA	1	12,60,254.16	12,60,254.16
19	HT Stay Clamp Type-A for WPB Pole	Pair	4	306.80	1,227.20
20	H.T 33kV Stay set (Complete)	Set	4	1,692.12	6,768.48
21	HT stay (Guy) insulator	EA	8	102.66	821.28
22	7/8 SWG Stay Wire(4mm)-(Heavy)	Kg	60	88.50	5,310.00
23	40mm nominal bore GI pipe (Heavy gauge) earthing device with 3 mtr .Long	EA	2	1,534.00	3,068.00
24	GI Flat 50X6 mm(2.36kg/mtr)	Kg	8	84.96	679.68
25	Black Paint	Ltr	1	251.07	251.07
26	Yellow Colour Paint for Background	Ltr	2	251.07	502.14
A				**Total Cost of materials**	**14,05,618.51**
B				**Stock, Storage & Insurance i.e 3%**	**42,168.56**
C				**Sub Total C=A+B**	**14,47,787.06**
D				**Contigency @ 3% of C**	**43,433.61**
E				**Tools & Plants @ 2% of C**	**28,955.74**
F				**Transportation @ 7.5% of C**	**1,08,584.03**
G				**Erection Transformer/Breaker/WPB/H Pole/Joist Poles @ 5%**	**68,805.78**
H				**Erection Other @ 10%**	**7,167.15**
I				**Erection PSC Pole @ 20%**	
J				**Sub Total J=C+D+E+F+G+H+I**	**17,04,733.37**
	Civil & Services				
	Concreting of poles in ratio 1:1.5:3 for 13MTR POLE	EA	2	4,315.10	8,630.21
	Couping of poles in ratio 1:1.5:3 for 13MTR POLE	EA	2	882.63	1,765.27
	Stay concreting in ratio 1:2:4	EA	4	1,534.00	6,136.00
	Construction of Earthing Chamber (Size: 2'X2') and RCC Slab cover as per specification including supply of material%_1	EA	2	4,130.00	8,260.00
	GIS coordinate mapping, drawing preparation and submission of the same for DTR,ABS,ARC,Sectionalizer,RMU etc%_1	EA	1	1,180.00	1,180.00
K				**Total Civil Part**	**25,971.48**
L				**Sub-Total L =J+K**	**17,30,704.85**
M				**Other Over Head (Including Supervision charges)@ 6% of L**	**-**
N				**Sub-Total N=L+M**	**17,30,704.85**
O				**CESS @ 1% of Sub-Total N**	**17,307.05**
P				**Inspection Fees**	
Q				**Drawing Approval**	**750.00**
R				**Sub-Total R=N+O+P+Q**	**17,48,761.90**
S				**Add GST (Exempted) of Sub-Total**	**-**
T				**Grand Total**	**17,48,761.90**

Cost Estimate for 33kV Sectionalizer with 13mtr. WPB-pole					
Sl No	**Description of Item**	**Unit**	**Quantity**	**Landed Unit Cost inclusive of GST(In Rs.)**	**Amount(In Rs.)**
1	WPB 160x152 (30.44KG/Mtr.),13 mtr- with base plate 300x300x12	EA	2	37,890.20	75,780.40
2	Top Channel 100X50X5mm, each channel length 4.3 Mtr	Kg	82.22	92.04	7,567.16
3	Double Pole Belting Channel 75X40X4.8mm., each channel length 4.3 Mtr	Kg	122.81	92.04	11,303.25
4	50X50X6mm.GI Bracing Angle, each angle length 4.927 Mtr	Kg	88.69	92.04	8,162.66
5	Mounting Channel 100X50X5mm GI channel 4.3 Mtr long	Kg	82.22	92.04	7,567.16
6	Fish Plate 50X6 mm.,each 0.280 mtr. Length	Kg	3.96	84.96	336.85
7	Danger Plate, 33kV	EA	2	212.40	424.80
8	Back Clamp (25X3 mm. flat) for danger Plate WPB pole	Kg	1.32	84.96	112.29
9	GI barbed wire(2.50x2.50 mm) anticlimbing device	Kg	6	87.32	523.92
10	Back Clamp (25X3mm. Flat) for Barbed wire anticlimbing device for WPB Pole	Kg	2.64	84.96	224.59
11	33kV,10kN pin insulator polymer	EA	3	469.64	1,408.92
12	Disc Insulator Hardware Fittings (90KN) B&S,4 Bolt	Set	6	744.58	4,467.48
13	33KV Polymeric Disc Insulator 90KN B&S	EA	6	341.02	2,046.12
14	Earthing Coil	EA	2	193.52	387.04
15	No 8 GI wire (0.131 kg/mtr.)	Kg	0.52	87.32	45.76
16	WEDGE CONNECTOR '.'FIRE" FOR 148SQMM CONDUCTOR	EA	6	304.44	1,826.64
17	GI Nut , Bolt & Washer of different sizes	Kg	13.7	87.32	1,197.86
18	33KV SECTIONALIZER	EA	1	12,60,254.16	12,60,254.16
19	HT Stay Clamp Type-A for WPB Pole	Pair	4	306.80	1,227.20
20	H.T 33kV Stay set (Complete)	Set	4	1,692.12	6,768.48
21	HT stay (Guy) insulator	EA	8	102.66	821.28
22	7/8 SWG Stay Wire(4mm)-(Heavy)	Kg	60	88.50	5,310.00
23	40mm nominal bore GI pipe (Heavy gauge) earthing device with 3 mtr .Long	EA	2	1,534.00	3,068.00
24	GI Flat 50X6 mm(2.36kg/mtr)	Kg	8	84.96	679.68
25	Black Paint	Ltr	1	251.07	251.07
26	Yellow Colour Paint for Background	Ltr	2	251.07	502.14
A				**Total Cost of materials**	**14,02,264.90**
B				**Stock, Storage & Insurance i.e 3%**	**42,067.95**
C				**Sub Total C=A+B**	**14,44,332.84**
D				**Contigency @ 3% of C**	**43,329.99**
E				**Tools & Plants @ 2% of C**	**28,886.66**
F				**Transportation @ 7.5% of C**	**1,08,324.96**
G				**Erection Transformer/Breaker/WPB/H Pole/Joist Poles @ 5%**	**3,902.69**
H				**Erection Other @ 10%**	**1,36,627.90**
I				**Erection PSC Pole @ 20%**	
J				**Sub Total J=C+D+E+F+G+H+I**	**17,65,405.04**
	Civil & Services				
	Concreting of poles in ratio 1:1.5:3 for 13MTR POLE	EA	2	4,315.10	8,630.21
	Couping of poles in ratio 1:1.5:3 for 13MTR POLE	EA	2	882.63	1,765.27
	Stay concreting in ratio 1:2:4	EA	4	1,534.00	6,136.00
	Construction of Earthing Chamber (Size: 2'X2') and RCC Slab cover as per specification including supply of material%_1	EA	2	4,130.00	8,260.00
	GIS coordinate mapping, drawing preparation and submission of the same for DTR,ABS,ARC,Sectionalizer,RMU etc%_1	EA	1	1,180.00	1,180.00
K				**Total Civil Part**	**25,971.48**
L				**Sub-Total L =J+K**	**17,91,376.52**
M				**Other Over Head (Including Supervision charges)@ 6% of L**	**-**
N				**Sub-Total N=L+M**	**17,91,376.52**
O				**CESS @ 1% of Sub-Total N**	**17,913.77**
P				**Inspection Fees**	
Q				**Drawing Approval**	**750.00**
R				**Sub-Total R=N+O+P+Q**	**18,10,040.29**
S				**Add GST (Exempted) of Sub-Total**	**-**
T				**Grand Total**	**18,10,040.29**

Cost Estimate for 11kV Auto-Reclosure with 11mtr. WPB-pole					
Sl No	**Description of Item**	**Unit**	**Quantity**	**Landed Unit Cost inclusive of GST(In Rs.)**	**Amount(In Rs.)**
1	WPB 160x152 (30.44KG/Mtr.),11 mtr- with base plate 300x300x12	EA	2	32,214.97	64,429.94
2	Top Channel 100X50X5mm, each channel length 3.0 Mtr	Kg	57.36	92.04	5,279.41
3	Double Pole Belting Channel 75X40X4.8mm.,each channel length 3.0 Mtr	Kg	85.68	92.04	7,885.99
4	50X50X6mm.GI Bracing Angle, 4.5Kg./mtr., each angle length 3.512 mtr.	Kg	63.22	92.04	5,818.40
5	Auto-reclosure mounting Channel 100X50X5mm GI channel 3.0 Mtr long	Kg	57.36	92.04	5,279.41
6	Fish Plate 50X6 mm.,each 0.280 mtr. Length	Kg	3.96	84.96	336.85
7	Danger Plate, 11kV	EA	2	212.40	424.80
8	Back Clamp (25X3 mm. flat) for danger Plate WPB pole	Kg	1.32	84.96	112.29
9	GI barbed wire(2.50x2.50 mm) anticlimbing device	Kg	6	87.32	523.92
10	Back Clamp (25X3mm. Flat) for Barbed wire anticlimbing device for WPB Pole	Kg	2.64	84.96	224.59
11	11kV,5kN pin insulator polymer	EA	3	165.20	495.60
12	Disc Insulator Hardware Fittings (70KN) B&S,3 Bolt	EA	6	486.16	2,916.96
13	11KV Polymeric Disc Insulator 70KN B&S	EA	6	177.00	1,062.00
14	Earthing Coil	EA	2	193.52	387.04
15	No 8 GI wire (0.131 kg/mtr.)	Kg	0.52	87.32	45.76
16	WEDGE CONNECTOR FOR 100 SQMM.CONDUCTOR	EA	6	162.84	977.04
17	GI Nut , Bolt & Washer of different sizes	Kg	13.7	87.32	1,197.86
18	11kV Auto Reclosure	EA	1	10,07,484.00	10,07,484.00
19	HT Stay Clamp Type-A for WPB Pole	Pair	4	306.80	1,227.20
20	H.T 11kV Stay set (Complete)	Set	4	1,692.12	6,768.48
21	HT stay (Guy) insulator	EA	4	102.66	410.64
22	7/10 SWG Stay Wire(3.15mm)-(Heavy)	Kg	40	90.86	3,634.40
23	40mm nominal bore GI pipe (Heavy gauge) earthing device with 3 mtr .Long	EA	2	1,534.00	3,068.00
24	GI Flat 50X6 mm(2.36kg/mtr)	Kg	8	84.96	679.68
25	Black Paint	Ltr	1	251.07	251.07
26	Yellow Colour Paint for Background	Ltr	2	251.07	502.14
A				**Total Cost of materials**	**11,21,423.46**
B				**Stock, Storage & Insurance i.e 3%**	**33,642.70**
C				**Sub Total C=A+B**	**11,55,066.16**
D				**Contigency @ 3% of C**	**34,651.98**
E				**Tools & Plants @ 2% of C**	**23,101.32**
F				**Transportation @ 7.5% of C**	**86,629.96**
G				**Erection Transformer/Breaker/WPB/H Pole/Joist Poles @ 5%**	**55,203.57**
H				**Erection Other @ 10%**	**5,099.48**
I				**Erection PSC Pole @ 20%**	
J				**Sub Total J=C+D+E+F+G+H+I**	**13,59,752.48**
	Civil & Services				
	Concreting of poles in ratio 1:1.5:3 for 11MTR POLE	EA	2	3,530.54	7,061.08
	Couping of poles in ratio 1:1.5:3 for for 11MTR POLE	EA	2	882.63	1,765.27
	Stay concreting in ratio 1:2:4	EA	4	1,534.00	6,136.00
	Construction of Earthing Chamber (Size: 2'X2') and RCC Slab cover as per specification including supply of material%_1	EA	2	4,130.00	8,260.00
	GIS coordinate mapping, drawing preparation and submission of the same for DTR,ABS,ARC,Sectionalizer,RMU etc%_1	EA	1	1,180.00	1,180.00
K				**Total Civil Part**	**24,402.35**
L				**Sub-Total L =J+K**	**13,84,154.83**
M				**Other Over Head (Including Supervision charges)@ 6% of L**	**-**
N				**Sub-Total N=L+M**	**13,84,154.83**
O				**CESS @ 1% of Sub-Total N**	**13,841.55**
P				**Inspection Fees**	
Q				**Drawing Approval**	**750.00**
R				**Sub-Total R=N+O+P+Q**	**13,98,746.38**
S				**Add GST (Exempted) of Sub-Total**	**-**
T				**Grand Total**	**13,98,746.38**

Cost Estimate for 11kV Sectionalizer with 11mtr. WPB-pole					
Sl No	**Description of Item**	**Unit**	**Quantity**	**Landed Unit Cost inclusive of GST(In Rs.)**	**Amount(In Rs.)**
1	WPB 160x152 (30.44KG/Mtr.),11 mtr- with base plate 300x300x12	EA	2	32,214.97	64,429.94
2	Top Channel 100X50X5mm, each channel length 3.0 Mtr	Kg	57.36	92.04	5,279.41
3	Double Pole Belting Channel 75X40X4.8mm.,each channel length 3.0 Mtr	Kg	85.68	92.04	7,885.99
4	50X50X6mm.GI Bracing Angle, 4.5Kg./mtr., each angle length 3.512 mtr.	Kg	63.22	92.04	5,818.40
5	Sectionalizer mounting Channel 100X50X5mm GI channel 3.0 Mtr long	Kg	57.36	92.04	5,279.41
6	Fish Plate 50X6 mm.,each 0.280 mtr. Length	Kg	3.96	84.96	336.85
7	Danger Plate, 11kV	EA	2	212.40	424.80
8	Back Clamp (25X3 mm. flat) for danger Plate WPB pole	Kg	1.32	84.96	112.29
9	GI barbed wire(2.50x2.50 mm) anticlimbing device	Kg	6	87.32	523.92
10	Back Clamp (25X3mm. Flat) for Barbed wire anticlimbing device for WPB Pole	Kg	2.64	84.96	224.59
11	11kV,5kN pin insulator polymer	EA	3	165.20	495.60
12	Disc Insulator Hardware Fittings (70KN) B&S,3 Bolt	EA	6	486.16	2,916.96
13	11KV Polymeric Disc Insulator 70KN B&S	EA	6	177.00	1,062.00
14	Earthing Coil	EA	2	193.52	387.04
15	No 8 GI wire (0.131 kg/mtr.)	Kg	0.52	87.32	45.76
16	WEDGE CONNECTOR FOR 100 SQMM.CONDUCTOR	EA	6	162.84	977.04
17	GI Nut , Bolt & Washer of different sizes	Kg	13.7	87.32	1,197.86
18	11KV SECTIONALIZER	EA	1	10,07,484.00	10,07,484.00
19	HT Stay Clamp Type-A for WPB Pole	Pair	4	306.80	1,227.20
20	H.T 11kV Stay set (Complete)	Set	4	1,692.12	6,768.48
21	HT stay (Guy) insulator	EA	4	102.66	410.64
22	7/10 SWG Stay Wire(3.15mm)-(Heavy)	Kg	40	90.86	3,634.40
23	40mm nominal bore GI pipe (Heavy gauge) earthing device with 3 mtr .Long	EA	2	1,534.00	3,068.00
24	GI Flat 50X6 mm(2.36kg/mtr)	Kg	8	84.96	679.68
25	Black Paint	Ltr	1	251.07	251.07
26	Yellow Colour Paint for Background	Ltr	2	251.07	502.14
A				**Total Cost of materials**	**11,21,423.46**
B				**Stock, Storage & Insurance i.e 3%**	**33,642.70**
C				**Sub Total C=A+B**	**11,55,066.16**
D				**Contigency @ 3% of C**	**34,651.98**
E				**Tools & Plants @ 2% of C**	**23,101.32**
F				**Transportation @ 7.5% of C**	**86,629.96**
G				**Erection Transformer/Breaker/WPB/H Pole/Joist Poles @ 5%**	**3,318.14**
H				**Erection Other @ 10%**	**1,08,870.33**
I				**Erection PSC Pole @ 20%**	
J				**Sub Total J=C+D+E+F+G+H+I**	**14,11,637.91**
	Civil & Services				
	Concreting of poles in ratio 1:1.5:3 for 11MTR POLE	EA	2	3,530.54	7,061.08
	Couping of poles in ratio 1:1.5:3 for for 11MTR POLE	EA	2	882.63	1,765.27
	Stay concreting in ratio 1:2:4	EA	4	1,534.00	6,136.00
	Construction of Earthing Chamber (Size: 2'X2') and RCC Slab cover as per specification including supply of material%_1	EA	2	4,130.00	8,260.00
	GIS coordinate mapping, drawing preparation and submission of the same for DTR,ABS,ARC,Sectionalizer,RMU etc%_1	EA	1.0	1,180.00	1,180.00
K				**Total Civil Part**	**23,222.35**
L				**Sub-Total L =J+K**	**14,34,860.25**
M				**Other Over Head (Including Supervision charges)@ 6% of L**	**-**
N				**Sub-Total N=L+M**	**14,34,860.25**
O				**CESS @ 1% of Sub-Total N**	**14,348.60**
P				**Inspection Fees**	
Q				**Drawing Approval**	**750.00**
R				**Sub-Total R=N+O+P+Q**	**14,49,958.86**
S				**Add GST (Exempted) of Sub-Total**	**-**
T				**Grand Total**	**14,49,958.86**

Cost Estimate for Communicable 33kV FPI

Sl No	Description of Item	Unit	Quantity	Landed Unit Cost inclusive of GST(In Rs.)	Amount(In Rs.)
1	COMMUNICABLE FPI 33KV O/H	EA	3	12,065.50	36,196.50
2	DATA CONTROL UNIT FOR 33KV O/H COMM. FPI	EA	1	1,20,360.00	1,20,360.00
A				**Total Cost of materials**	**1,56,556.50**
B				**Stock, Storage & Insurance i.e 3%**	**4,696.70**
C				**Sub Total C=A+B**	**1,61,253.20**
D				**Contigency @ 3% of C**	**4,837.60**
E				**Tools & Plants @ 2% of C**	**3,225.06**
F				**Transportation @ 7.5% of C**	**12,093.99**
G				**Erection Transformer/Breaker/WPB/H Pole/Joist Poles @ 5%**	
H				**Erection Other @ 10%**	**16,125.32**
I				**Erection PSC Pole @ 20%**	
J				**Sub Total J=C+D+E+F+G+H+I**	**1,97,535.16**
K				**Other Over Head (Including Supervision charges)@ 6% of J**	**-**
L				**Sub-Total L=J+K**	**1,97,535.16**
M				**CESS @ 1% of Sub-Total L**	**1,975.35**
N				**Inspection Fees**	**-**
O				**Drawing Approval**	**-**
P				**Sub-Total P=L+M+N+O**	**1,99,510.52**
Q				**Add GST (Exempted) of Sub-Total**	**-**
R				**Grand Total**	**1,99,510.52**

Cost Estimate for Communicable 11kV FPI

Sl No	Description of Item	Unit	Quantity	Landed Unit Cost inclusive of GST(In Rs.)	Amount(In Rs.)
1	COMMUNICABLE FPI 11KV O/H	EA	3	12,065.50	36,196.50
2	DATA CONTROL UNIT FOR 11KV O/H COMM. FPI	EA	1	1,20,360.00	1,20,360.00
A				**Total Cost of materials**	**1,56,556.50**
B				**Stock, Storage & Insurance i.e 3%**	**4,696.70**
C				**Sub Total C=A+B**	**1,61,253.20**
D				**Contigency @ 3% of C**	**4,837.60**
E				**Tools & Plants @ 2% of C**	**3,225.06**
F				**Transportation @ 7.5% of C**	**12,093.99**
G				**Erection Transformer/Breaker/WPB/H Pole/Joist Poles @ 5%**	
H				**Erection Other @ 10%**	**16,125.32**
I				**Erection PSC Pole @ 20%**	
J				**Sub Total J=C+D+E+F+G+H+I**	**1,97,535.16**
K				**Other Over Head (Including Supervision charges)@ 6% of J**	**-**
L				**Sub-Total L=J+K**	**1,97,535.16**
M				**CESS @ 1% of Sub-Total L**	**1,975.35**
N				**Inspection Fees**	**-**
O				**Drawing Approval**	**-**
P				**Sub-Total P=L+M+N+O**	**1,99,510.52**
Q				**Add GST (Exempted) of Sub-Total**	**-**
R				**Grand Total**	**1,99,510.52**

Cost Estimate for Non-Communicable 33kV FPI

Sl No	Description of Item	Unit	Quantity	Landed Unit Cost inclusive of GST(In Rs.)	Amount(In Rs.)
1	COMMUNICABLE FPI 33KV O/H	EA	3	12,065.50	36,196.50
A				Total Cost of materials	36,196.50
B				Stock, Storage & Insurance i.e 3%	1,085.90
C				Sub Total C=A+B	37,282.40
D				Contigency @ 3% of C	1,118.47
E				Tools & Plants @ 2% of C	745.65
F				Transportation @ 7.5% of C	2,796.18
G				Erection Transformer/Breaker/WPB/H Pole/Joist Poles @ 5%	
H				Erection Other @ 10%	3,728.24
I				Erection PSC Pole @ 20%	
J				Sub Total J=C+D+E+F+G+H+I	45,670.93
K				Other Over Head (Including Supervision charges)@ 6% of J	-
L				Sub-Total L=J+K	45,670.93
M				CESS @ 1% of Sub-Total L	456.71
N				Inspection Fees	-
O				Drawing Approval	-
P				Sub-Total P=L+M+N+O	46,127.64
Q				Add GST (Exempted) of Sub-Total	-
R				Grand Total	46,127.64

Cost Estimate for Non-Communicable 11kV FPI

Sl No	Description of Item	Unit	Quantity	Landed Unit Cost inclusive of GST(In Rs.)	Amount(In Rs.)
1	COMMUNICABLE FPI 11KV O/H	EA	3	12,065.50	36,196.50
A				Total Cost of materials	36,196.50
B				Stock, Storage & Insurance i.e 3%	1,085.90
C				Sub Total C=A+B	37,282.40
D				Contigency @ 3% of C	1,118.47
E				Tools & Plants @ 2% of C	745.65
F				Transportation @ 7.5% of C	2,796.18
G				Erection Transformer/Breaker/WPB/H Pole/Joist Poles @ 5%	
H				Erection Other @ 10%	3,728.24
I				Erection PSC Pole @ 20%	
J				Sub Total J=C+D+E+F+G+H+I	45,670.93
K				Other Over Head (Including Supervision charges)@ 6% of J	-
L				Sub-Total L=J+K	45,670.93
M				CESS @ 1% of Sub-Total L	456.71
N				Inspection Fees	-
O				Drawing Approval	-
P				Sub-Total P=L+M+N+O	46,127.64
Q				Add GST (Exempted) of Sub-Total	-
R				Grand Total	46,127.64

Cost Estimate for Installation of 11KV AB Switch at DSS

Sl No	Description of Item	Unit	Quantity	Landed Unit Cost inclusive of GST(In Rs.)	Amount(In Rs.)
1	AB Switch Mounting Channel 100X50X5mm GI Channel 2.77 Mtr long	Kg	52.96	92.04	4,874.66
2	Channel Support for down Pipe 75X40X4.8mm., each channel length 0.750 Mtr	Kg	21.42	92.04	1,971.50
3	Back clamp for Channel Support for down pipe 50X8mm of length 0.681 mtr	Kg	8.55	84.96	726.69
4	11kV AB switch 200A Polymer,3 Pole	Set	1	10,714.40	10,714.40
5	No 8 GI wire (0.131 kg/mtr.)	Kg	0.26	87.32	22.88
6	GI Nut , Bolt & Washer of different sizes	Kg	0.5	87.32	43.66
7	GI Flat 25X3 mm(0.589kg/mtr)	Kg	5.89	84.96	500.41
A				**Total Cost of materials**	**18,854.20**
B				**Stock, Storage & Insurance i.e 3%**	**565.63**
C				**Sub Total C=A+B**	**19,419.83**
D				**Contigency @ 3% of C**	**582.59**
E				**Tools & Plants @ 2% of C**	**388.40**
F				**Transportation @ 7.5% of C**	**1,456.49**
G				**Erection Transformer/Breaker/WPB/H Pole/Joist Poles @ 5%**	
H				**Erection Other @ 10%**	**1,941.98**
I				**Erection PSC Pole @ 20%**	
J				**Sub Total J=C+D+E+F+G+H+I**	**23,789.29**
	Civil & Services				
	Dismantl of GO/AB Switch/istr (11 /33KV)	SET	1	1,200.00	1,200.00
	Dismantling of MS Channel& Return store	Kg	82.94	8.10	671.78
K				**Total Civil Part**	**1,871.78**
L				**Sub-Total L =J+K**	**25,661.07**
M				**Other Over Head (Including Supervision charges)@ 6% of L**	**-**
N				**Sub-Total N=L+M**	**25,661.07**
O				**CESS @ 1% of Sub-Total N**	**256.61**
P				**Inspection fees**	
Q				**Drawing approval**	
R				**Sub-Total R=N+O+P+Q**	**25,917.68**
S				**Add GST (Exempted) of Sub-Total**	**-**
T				**Grand Total**	**25,917.68**

Cost Estimate for Installation of 11KV HG Fuse at DSS

Sl No	Description of Item	Unit	Quantity	Landed Unit Cost inclusive of GST(In Rs.)	Amount(In Rs.)
1	HG Fuse mounting channel 75X40X4.8mm of length 2.77 Mtr	Kg	39.56	92.04	3,640.70
2	11kV H.G Fuse 400A,3Pole with PI	Set	1	8,755.60	8,755.60
3	No 8 GI wire (0.131 kg/mtr.)	Kg	0.26	87.32	22.88
4	GI Nut , Bolt & Washer of different sizes	Kg	0.5	87.32	43.66
5	GI Flat 25X3 mm(0.589kg/mtr)	Kg	5.891	84.96	500.49
A				**Total Cost of materials**	**12,963.33**
B				**Stock, Storage & Insurance i.e 3%**	**388.90**
C				**Sub Total C=A+B**	**13,352.23**
D				**Contigency @ 3% of C**	**400.57**
E				**Tools & Plants @ 2% of C**	**267.04**
F				**Transportation @ 7.5% of C**	**1,001.42**
G				**Erection Transformer/Breaker/WPB/H Pole/Joist Poles @ 5%**	
H				**Erection Other @ 10%**	**1,335.22**
I				**Erection PSC Pole @ 20%**	
J				**Sub Total J=C+D+E+F+G+H+I**	**16,356.48**
	Civil & Services				
	Dismantl of GO/AB Switch/istr (11 /33KV)	SET	1	1,200.00	1,200.00
	Dismantling of MS Channel& Return store	Kg	39.56	8.10	320.40
K				**Total Civil Part**	**1,520.40**
L				**Sub-Total L =J+K**	**17,876.88**
M				**Other Over Head (Including Supervision charges)@ 6% of L**	**-**
N				**Sub-Total N=L+M**	**17,876.88**
O				**CESS @ 1% of Sub-Total N**	**178.77**
P				**Inspection fees**	
Q				**Drawing approval**	
R				**Sub-Total R=N+O+P+Q**	**18,055.65**
S				**Add GST (Exempted) of Sub-Total**	**-**
T				**Grand Total**	**18,055.65**

Cost Estimate for Installation of LA at DSS					
Sl No	**Description of Item**	**Unit**	**Quantity**	**Landed Unit Cost inclusive of GST(In Rs.)**	**Amount(In Rs.)**
1	LA 9KV 10KA Polymer Distribut class(DH)	EA	3	1,486.80	4,460.40
2	40mm nominal bore GI pipe (Heavy gauge) earthing device with 3 mtr .Long	EA	1	1,534.00	1,534.00
3	GI Nut , Bolt & Washer of different sizes	Kg	0.5	87.32	43.66
4	GI Flat 25X3 mm(0.589kg/mtr)	Kg	11.78	84.96	1,000.83
A				**Total Cost of materials**	**7,038.89**
B				**Stock, Storage & Insurance i.e 3%**	**211.17**
C				**Sub Total C=A+B**	**7,250.06**
D				**Contigency @ 3% of C**	**217.50**
E				**Tools & Plants @ 2% of C**	**145.00**
F				**Transportation @ 7.5% of C**	**543.75**
G				**Erection Transformer/Breaker/WPB/H Pole/Joist Poles @ 5%**	
H				**Erection Other @ 10%**	**725.01**
I				**Erection PSC Pole @ 20%**	
J				**Sub Total J=C+D+E+F+G+H+I**	**8,881.32**
	Civil & Services				
	Construction of Earthing Chamber (Size: 2'X2') and RCC Slab cover as per specification including supply of material%_1	EA	1	4,130.00	4,130.00
K				**Total Civil Part**	**4,130.00**
L				**Sub-Total L =J+K**	**13,011.32**
M				**Other Over Head (Including Supervision charges)@ 6% of L**	**-**
N				**Sub-Total N=L+M**	**13,011.32**
O				**CESS @ 1% of Sub-Total N**	**130.11**
P				**Inspection fees**	
Q				**Drawing approval**	
R				**Sub-Total R=N+O+P+Q**	**13,141.43**
S				**Add GST (Exempted) of Sub-Total**	**-**
T				**Grand Total**	**13,141.43**
Cost Estimate for Installation of DSS Earthing					
Sl No	**Description of Item**	**Unit**	**Quantity**	**Landed Unit Cost inclusive of GST(In Rs.)**	**Amount(In Rs.)**
1	40mm nominal bore GI pipe (Heavy gauge) earthing device with 3 mtr .Long	EA	1	1,534.00	1,534.00
2	No 8 GI wire (0.131 kg/mtr.)	Kg	0.26	87.32	22.88
3	GI Nut , Bolt & Washer of different sizes	Kg	0.5	87.32	43.66
4	GI Flat 25X3 mm(0.589kg/mtr)	Kg	9.42	84.96	800.66
A				**Total Cost of materials**	**2,401.20**
B				**Stock, Storage & Insurance i.e 3%**	**72.04**
C				**Sub Total C=A+B**	**2,473.24**
D				**Contigency @ 3% of C**	**74.20**
E				**Tools & Plants @ 2% of C**	**49.46**
F				**Transportation @ 7.5% of C**	**185.49**
G				**Erection Transformer/Breaker/WPB/H Pole/Joist Poles @ 5%**	
H				**Erection Other @ 10%**	**247.32**
I				**Erection PSC Pole @ 20%**	
J				**Sub Total J=C+D+E+F+G+H+I**	**3,029.72**
	Civil & Services				
	Construction of Earthing Chamber (Size: 2'X2') and RCC Slab cover as per specification including supply of material%_1	EA	1	4,130.00	4,130.00
K				**Total Civil Part**	**4,130.00**
L				**Sub-Total L =J+K**	**7,159.72**
M				**Other Over Head (Including Supervision charges)@ 6% of L**	**-**
N				**Sub-Total N=L+M**	**7,159.72**
O				**CESS @ 1% of Sub-Total N**	**71.60**
P				**Inspection fees**	
Q				**Drawing approval**	
R				**Sub-Total R=N+O+P+Q**	**7,231.31**
S				**Add GST (Exempted) of Sub-Total**	**-**
T				**Grand Total**	**7,231.31**
Cost Estimate for Construction of Plinth for Distribution Transformer					
			1		
Sl No	**Description of Item**	**Unit**	**Quantity**	**Landed Unit Cost inclusive of GST(In Rs.)**	**Amount(In Rs.)**
	Civil & Services				
	Constr of TRF Plinth for upto 500KVA	EA	1.00	33,040.00	33,040.00
A				**Total Civil Part**	**33,040.00**
B				**Other Over Head (Including Supervision charges)@ 6% of A**	**-**
C				**Sub-Total C=A+B**	**33,040.00**
D				**CESS @ 1% of Sub-Total C**	**330.40**
E				**Inspection fees**	**-**
F				**Drawing approval**	**-**
G				**Sub-Total G=C+D+E+F**	**33,370.40**
H				**Add GST (Exempted) of Sub-Total**	**-**
I				**Grand Total**	**33,370.40**

Cost Estimate for Installation of 25KVA LT Distribution Box

Sl No	Description of Item	Unit	Quantity	Landed Unit Cost inclusive of GST(In Rs.)	Amount(In Rs.)
1	LTDB supporting channel 50X50X6mm of length 2.77 Mtr	Kg	24.93	92.04	2,294.56
2	Back Clamp for LTDB 50X8 holding angle of length 0.681 Mtr	Kg	8.55	84.96	726.69
3	Cable holding Clamp 50X6 for DT pole	Kg	2.87	84.96	243.41
4	LT Distribution Box with MCCB for 25KVA S/S	EA	1	31,529.60	31,529.60
5	1.1kV Al 1CX95 Sq.mm Cable -FRLSH	Mtr	16	121.54	1,944.64
6	Gland for 1.1kV Al 1CX95 Sq.mm Double Heavy Duty Ni Plated	EA	4	137.53	550.12
7	Lug AL Crimping 95 Sqmm XLPE Single hole	EA	4	37.17	148.68
8	No 8 GI wire (0.131 kg/mtr.)	Kg	0.5	87.32	45.76
9	GI Nut , Bolt & Washer of different sizes	Kg	2.4	87.32	209.57
10	40mm nominal bore GI pipe (Heavy gauge) earthing device with 3 mtr .Long	EA	1	1,534.00	1,534.00
A				**Total Cost of materials**	**39,227.02**
B				**Stock, Storage & Insurance i.e 3%**	**1,176.81**
C				**Sub Total C=A+B**	**40,403.83**
D				**Contigency @ 3% of C**	**1,212.12**
E				**Tools & Plants @ 2% of C**	**808.08**
F				**Transportation @ 7.5% of C**	**3,030.29**
G				**Erection Transformer/Breaker/WPB/H Pole/Joist Poles @ 5%**	
H				**Erection Other @ 10%**	**4,040.38**
I				**Erection PSC Pole @ 20%**	
J				**Sub Total J=C+D+E+F+G+H+I**	**49,494.70**
	Civil & Services				
	Construction of Earthing Chamber (Size: 2'X2') and RCC Slab cover as per specification including supply of material%_1	EA	1	4,130.00	4,130.00
K				**Total Civil Part**	**4,130.00**
L				**Sub-Total L =J+K**	**53,624.70**
M				**Other Over Head (Including Supervision charges)@ 6% of L**	**-**
N				**Sub-Total N=L+M**	**53,624.70**
O				**CESS @ 1% of Sub-Total N**	**536.25**
P				**Inspection fees**	**-**
Q				**Drawing approval fees**	**-**
R				**Sub-Total R=N+O+P+Q**	**54,160.94**
S				**Add GST (Exempted) of Sub-Total**	**-**
T				**Grand Total**	**54,160.94**

Cost Estimate for Installation of 63KVA LT Distribution Box

Sl No	Description of Item	Unit	Quantity	Landed Unit Cost inclusive of GST(In Rs.)	Amount(In Rs.)
1	LTDB supporting channel 50X50X6mm of length 2.77 Mtr	Kg	24.93	92.04	2,294.56
2	Back Clamp for LTDB 50X8 holding angle of length 0.681 Mtr	Kg	8.55	84.96	726.69
3	Cable holding Clamp 50X6 for DT pole	Kg	2.87	84.96	243.41
4	LT Distribution Box with MCCB for 63KVA S/S	EA	1	31,848.20	31,848.20
5	No 8 GI wire (0.131 kg/mtr.)	Kg	0.52	87.32	45.76
6	1.1kV Al 1CX95 Sq.mm Cable -FRLSH	Mtr	16	121.54	1,944.64
7	Gland for 1.1kV Al 1CX95 Sq.mm Double Heavy Duty Ni Plated	EA	4	137.53	550.12
8	Lug AL Crimping 95 Sqmm XLPE Single hole	EA	4	37.17	148.68
9	GI Nut , Bolt & Washer of different sizes	Kg	2.4	87.32	209.57
10	40mm nominal bore GI pipe (Heavy gauge) earthing device with 3 mtr .Long	EA	1	1,534.00	1,534.00
A				**Total Cost of materials**	**39,545.62**
B				**Stock, Storage & Insurance i.e 3%**	**1,186.37**
C				**Sub Total C=A+B**	**40,731.99**
D				**Contigency @ 3% of C**	**1,221.96**
E				**Tools & Plants @ 2% of C**	**814.64**
F				**Transportation @ 7.5% of C**	**3,054.90**
G				**Erection Transformer/Breaker/WPB/H Pole/Joist Poles @ 5%**	
H				**Erection Other @ 10%**	**4,073.20**
I				**Erection PSC Pole @ 20%**	
J				**Sub Total J=C+D+E+F+G+H+I**	**49,896.69**
	Civil & Services				
	Construction of Earthing Chamber (Size: 2'X2') and RCC Slab cover as per specification including supply of material%_1	EA	1	4,130.00	4,130.00
K				**Total Civil Part**	**4,130.00**
L				**Sub-Total L =J+K**	**54,026.69**
M				**Other Over Head (Including Supervision charges)@ 6% of L**	**-**
N				**Sub-Total N=L+M**	**54,026.69**
O				**CESS @ 1% of Sub-Total N**	**540.27**
P				**Inspection fees**	**-**
Q				**Drawing approval fees**	**-**
R				**Sub-Total R=N+O+P+Q**	**54,566.96**
S				**Add GST (Exempted) of Sub-Total**	**-**
T				**Grand Total**	**54,566.96**

Cost Estimate for Installation of 100KVA LT Distribution Box

Sl No	Description of Item	Unit	Quantity	Landed Unit Cost inclusive of GST(In Rs.)	Amount(In Rs.)
1	LTDB supporting channel 50X50X6mm of length 2.77 Mtr	Kg	24.93	92.04	2,294.56
2	Back Clamp for LTDB 50X8 holding angle of length 0.681 Mtr	Kg	8.55	84.96	726.69
3	Cable holding Clamp 50X6 for DT pole	Kg	2.87	84.96	243.41
4	LT Distribution Box with MCCB for 100KVA S/S	EA	1	36,681.48	36,681.48
5	No 8 GI wire (0.131 kg/mtr.)	Kg	0.52	87.32	45.76
6	1.1kV Al 1CX150 Sq.mm Cable -FRLSH	Mtr	18	191.16	3,349.81
7	Gland for 1.1kV Al 1CX150 Sq.mm Double Heavy Duty Ni Plated	EA	4	303.97	1,215.87
8	Lug AL Crimping 150 Sqmm XLPE Single hole	EA	4	49.96	199.84
9	GI Nut , Bolt & Washer of different sizes	Kg	2.4	87.32	209.57
10	40mm nominal bore GI pipe (Heavy gauge) earthing device with 3 mtr .Long	EA	1	1,534.00	1,534.00
A				**Total Cost of materials**	**46,501.00**
B				**Stock, Storage & Insurance i.e 3%**	**1,395.03**
C				**Sub Total C=A+B**	**47,896.03**
D				**Contigency @ 3% of C**	**1,436.88**
E				**Tools & Plants @ 2% of C**	**957.92**
F				**Transportation @ 7.5% of C**	**3,592.20**
G				**Erection Transformer/Breaker/WPB/H Pole/Joist Poles @ 5%**	
H				**Erection Other @ 10%**	**4,789.60**
I				**Erection PSC Pole @ 20%**	
J				**Sub Total J=C+D+E+F+G+H+I**	**58,672.63**
	Civil & Services				
	Construction of Earthing Chamber (Size: 2'X2') and RCC Slab cover as per specification including supply of material%_1	EA	1	4,130.00	4,130.00
K				**Total Civil Part**	**4,130.00**
L				**Sub-Total L =J+K**	**62,802.63**
M				**Other Over Head (Including Supervision charges)@ 6% of L**	**-**
N				**Sub-Total N=L+M**	**62,802.63**
O				**CESS @ 1% of Sub-Total N**	**628.03**
P				**Inspection fees**	**-**
Q				**Drawing approval fees**	**-**
R				**Sub-Total R=N+O+P+Q**	**63,430.66**
S				**Add GST (Exempted) of Sub-Total**	**-**
T				**Grand Total**	**63,430.66**

Cost Estimate for Installation of 250KVA LT Distribution Box

Sl No	Description of Item	Unit	Quantity	Landed Unit Cost inclusive of GST(In Rs.)	Amount(In Rs.)
1	LTDB supporting channel 50X50X6mm of length 2.77 Mtr	Kg	24.93	92.04	2,294.56
2	Back clamp for Channel Support for down pipe 50X8mm of length 0.681 mtr	Kg	8.55	84.96	726.69
3	Cable holding Clamp 50X6 for DT pole	Kg	2.87	84.96	243.41
4	LT Distribution Box with MCCB for 250KVA S/S	EA	1	65,215.06	65,215.06
5	No 8 GI wire (0.131 kg/mtr.)	Kg	0.52	87.32	45.76
6	1.1kV Al 1CX300 Sq.mm Cable -FRLSH	Mtr	23	366.98	8,532.83
7	Gland for 1.1kV Al 1CX300 Sq.mm Double Compression Heavy Duty Ni Plated	EA	4	569.80	2,279.19
8	Lug AL Crimping 300 Sqmm XLPE Single hole	EA	4	66.67	266.68
9	GI Nut , Bolt & Washer of different sizes	Kg	2.4	87.32	209.57
10	40mm nominal bore GI pipe (Heavy gauge) earthing device with 3 mtr .Long	EA	1	1,534.00	1,534.00
A				**Total Cost of materials**	**81,347.75**
B				**Stock, Storage & Insurance i.e 3%**	**2,440.43**
C				**Sub Total C=A+B**	**83,788.18**
D				**Contigency @ 3% of C**	**2,513.65**
E				**Tools & Plants @ 2% of C**	**1,675.76**
F				**Transportation @ 7.5% of C**	**6,284.11**
G				**Erection Transformer/Breaker/WPB/H Pole/Joist Poles @ 5%**	
H				**Erection Other @ 10%**	**8,378.82**
I				**Erection PSC Pole @ 20%**	
J				**Sub Total J=C+D+E+F+G+H+I**	**1,02,640.52**
	Civil & Services				
	Construction of Earthing Chamber (Size: 2'X2') and RCC Slab cover as per specification including supply of material%_1	EA	1	4,130.00	4,130.00
	Const Plinth L.T. DB BOX for 250-500KVA	EA	1	8,260.00	8,260.00
K				**Total Civil Part**	**12,390.00**
L				**Sub-Total L =J+K**	**1,15,030.52**
M				**Other Over Head (Including Supervision charges)@ 6% of L**	**-**
N				**Sub-Total N=L+M**	**1,15,030.52**
O				**CESS @ 1% of Sub-Total N**	**1,150.31**
P				**Inspection fees**	**-**
Q				**Drawing approval fees**	**-**
R				**Sub-Total R=N+O+P+Q**	**1,16,180.83**
S				**Add GST (Exempted) of Sub-Total**	**-**
T				**Grand Total**	**1,16,180.83**

Cost Estimate for Installation of 315KVA LT Distribution Box

Sl No	Description of Item	Unit	Quantity	Landed Unit Cost inclusive of GST(In Rs.)	Amount(In Rs.)
1	LTDB supporting channel 50X50X6mm of length 2.77 Mtr	Kg	24.93	92.04	2,294.56
2	Back clamp for Channel Support for down pipe 50X8mm of length 0.681 mtr	Kg	8.55	84.96	726.69
3	Cable holding Clamp 50X6 for DT pole	Kg	2.87	84.96	243.41
4	LT Distribution Box with MCCB for 315KVA S/S	EA	1	1,04,750.00	1,04,750.00
5	No 8 GI wire (0.131 kg/mtr.)	Kg	0.52	87.32	45.76
6	1.1kV Al 1CX300 Sq.mm Cable -FRLSH	Mtr	23	366.98	8,532.83
7	Gland for 1.1kV Al 1CX300 Sq.mm Double Compression Heavy Duty Ni Plated	EA	4	569.80	2,279.19
8	Lug AL Crimping 300 Sqmm XLPE Single hole	EA	4	66.67	266.68
9	GI Nut , Bolt & Washer of different sizes	Kg	2.4	87.32	209.57
10	40mm nominal bore GI pipe (Heavy gauge) earthing device with 3 mtr .Long	EA	1	1,534.00	1,534.00
A				**Total Cost of materials**	**1,20,882.69**
B				**Stock, Storage & Insurance i.e 3%**	**3,626.48**
C				**Sub Total C=A+B**	**1,24,509.17**
D				**Contigency @ 3% of C**	**3,735.28**
E				**Tools & Plants @ 2% of C**	**2,490.18**
F				**Transportation @ 7.5% of C**	**9,338.19**
G				**Erection Transformer/Breaker/WPB/H Pole/Joist Poles @ 5%**	
H				**Erection Other @ 10%**	**12,450.92**
I				**Erection PSC Pole @ 20%**	
J				**Sub Total J=C+D+E+F+G+H+I**	**1,52,523.74**
	Civil & Services				
	Construction of Earthing Chamber (Size: 2'X2') and RCC Slab cover as per specification including supply of material%_1	EA	1	4,130.00	4,130.00
	Const Plinth L.T. DB BOX for 250-500KVA	EA	1	8,260.00	8,260.00
K				**Total Civil Part**	**12,390.00**
L				**Sub-Total L =J+K**	**1,64,913.74**
M				**Other Over Head (Including Supervision charges)@ 6% of L**	**-**
N				**Sub-Total N=L+M**	**1,64,913.74**
O				**CESS @ 1% of Sub-Total N**	**1,649.14**
P				**Inspection fees**	**-**
Q				**Drawing approval**	**-**
R				**Sub-Total R=N+O+P+Q**	**1,66,562.88**
S				**Add GST (Exempted) of Sub-Total**	**-**
T				**Grand Total**	**1,66,562.88**

Cost Estimate for Installation of 500KVA LT Distribution Box

Sl No	Description of Item	Unit	Quantity	Landed Unit Cost inclusive of GST(In Rs.)	Amount(In Rs.)
1	LTDB supporting channel 50X50X6mm of length 2.77 Mtr	Kg	24.93	92.04	2,294.56
2	Back clamp for Channel Support for down pipe 50X8mm of length 0.681 mtr	Kg	8.55	84.96	726.69
3	Cable holding Clamp 50X6 for DT pole	Kg	2.87	84.96	243.41
4	LT Distribution Box with MCCB for 500KVA S/S	EA	1	97,545.88	97,545.88
5	No 8 GI wire (0.131 kg/mtr.)	Kg	0.52	87.32	45.76
6	1.1kV Al 1CX630 Sq.mm Cable -FRLSH	Mtr	42	757.56	31,516.13
7	Gland for 1.1kV Al 1CX630 Sq.mm Double Compression Heavy Duty Ni Plated	EA	4	602.44	2,409.75
8	Lug AL Crimping 630 Sqmm XLPE Single hole	EA	4	280.49	1,121.94
9	GI Nut , Bolt & Washer of different sizes	Kg	2.4	87.32	209.57
10	40mm nominal bore GI pipe (Heavy gauge) earthing device with 3 mtr .Long	EA	1	1,534.00	1,534.00
A				**Total Cost of materials**	**1,37,647.69**
B				**Stock, Storage & Insurance i.e 3%**	**4,129.43**
C				**Sub Total C=A+B**	**1,41,777.12**
D				**Contigency @ 3% of C**	**4,253.31**
E				**Tools & Plants @ 2% of C**	**2,835.54**
F				**Transportation @ 7.5% of C**	**10,633.28**
G				**Erection Transformer/Breaker/WPB/H Pole/Joist Poles @ 5%**	
H				**Erection Other @ 10%**	**14,177.71**
I				**Erection PSC Pole @ 20%**	
J				**Sub Total J=C+D+E+F+G+H+I**	**1,73,676.98**
	Civil & Services				
	Construction of Earthing Chamber (Size: 2'X2') and RCC Slab cover as per specification including supply of material%_1	EA	1	4,130.00	4,130.00
	Const Plinth L.T. DB BOX for 250-500KVA	EA	1	8,260.00	8,260.00
K				**Total Civil Part**	**12,390.00**
L				**Sub-Total L =J+K**	**1,86,066.98**
M				**Other Over Head (Including Supervision charges)@ 6% of L**	**-**
N				**Sub-Total N=L+M**	**1,86,066.98**
O				**CESS @ 1% of Sub-Total N**	**1,860.67**
P				**Inspection fees**	**-**
Q				**Drawing approval**	**-**
R				**Sub-Total R=N+O+P+Q**	**1,87,927.65**
S				**Add GST (Exempted) of Sub-Total**	**-**
T				**Grand Total**	**1,87,927.65**

Cost Estimate for 33kV River Crossing Infrastructure through Four Pole Structure at Both Side					
Sl No	**Description of Item**	**Unit**	**Quantity**	**Landed Unit Cost inclusive of GST(In Rs.)**	**Amount(In Rs.)**
1	WPB 160x152 (30.44KG/Mtr.),13 mtr- with base plate 300x300x12	EA	12	37,890.20	4,54,682.41
2	Top Channel 100X50X5mm, each channel length 4.3 Mtr	Kg	657.73	92.04	60,537.29
3	Double Pole Belting Channel 75X40X4.8mm., each channel length 4.3 Mtr	Kg	491.23	92.04	45,212.99
4	50X50X6mm.GI Bracing Angle, each angle length 4.927 Mtr	Kg	354.74	92.04	32,650.64
5	Fish Plate 50X6 mm.,each 0.280 mtr. Length	Kg	21.15	84.96	1,796.53
6	Danger Plate, 33kV	EA	8	212.40	1,699.20
7	Back Clamp (25X3 mm. flat) for danger Plate WPB pole	Kg	5.29	84.96	449.17
8	GI barbed wire(2.50x2.50 mm) anticlimbing device	Kg	24	87.32	2,095.68
9	Back Clamp (25X3mm. Flat) for Barbed wire anticlimbing device for WPB Pole	Kg	10.57	84.96	898.34
10	33kV,10kN pin insulator polymer	EA	3	469.64	1,408.92
11	Disc Insulator Hardware Fittings (90KN) B&S,4 Bolt	Set	6	744.58	4,467.48
12	33KV Polymeric Disc Insulator 90KN B&S	EA	6	341.02	2,046.12
13	Earthing Coil	EA	8	193.52	1,548.16
14	No 8 GI wire (0.131 kg/mtr.)	Kg	2.10	87.32	183.02
15	HT Stay Clamp Type-A for WPB Pole	Pair	16	306.80	4,908.80
16	H.T 33kV Stay set (Complete)	Set	4	1,692.12	6,768.48
17	HT stay (Guy) insulator	EA	8	102.66	821.28
18	7/8 SWG Stay Wire(4mm)-(Heavy)	Kg	60	88.50	5,310.00
19	WEDGE CONNECTOR '.'FIRE" FOR 148SQMM CONDUCTOR	EA	6	304.44	1,826.64
20	GI Nut , Bolt & Washer of different sizes	Kg	52.1	87.32	4,551.47
21	AAA conductor,148 mm2	KM	0.3	1,37,304.80	41,191.44
22	40mm nominal bore GI pipe (Heavy gauge) earthing device with 3 mtr .Long	EA	2	1,534.00	3,068.00
23	GI Flat 50X6 mm(2.36kg/mtr)	Kg	37.76	84.96	3,208.09
24	Black Paint	Ltr	8	251.07	2,008.55
25	Yellow Colour Paint for Background	Ltr	4	251.07	1,004.27
A				**Total Cost of materials**	**6,84,342.98**
B				**Stock, Storage & Insurance i.e 3%**	**20,530.29**
C				**Sub Total C=A+B**	**7,04,873.27**
D				**Contigency @ 3% of C**	**21,146.20**
E				**Tools & Plants @ 2% of C**	**14,097.47**
F				**Transportation @ 7.5% of C**	**52,865.50**
G				**Erection Transformer/Breaker/WPB/H Pole/Joist Poles @ 5%**	**23,416.14**
H				**Erection Other @ 10%**	**23,655.04**
I				**Erection PSC Pole @ 20%**	
J				**Sub Total J=C+D+E+F+G+H+I**	**8,40,053.61**
	Civil & Services				
	Concreting of poles in ratio 1:1.5:3 for 13MTR POLE	EA	4	4,315.10	17,260.41
	Couping of poles in ratio 1:1.5:3 for 13MTR POLE	EA	4	882.63	3,530.54
	Stay concreting in ratio 1:2:4	EA	8	1,534.00	12,272.00
	Dismantling of RSJ/ WPB pole(150x150mm/R	EA	2	1,300.00	2,600.00
	Dismantling /Removal from single pole	EA	2	133.17	266.34
	Construction of Earthing Chamber (Size: 2'X2') and RCC Slab cover as per specification including supply of material%_1	EA	2	4,130.00	8,260.00
K				**Total Civil Part**	**44,189.29**
L				**Sub-Total L =J+K**	**8,84,242.90**
M				**Other Over Head (Including Supervision charges)@ 6% of L**	**-**
N				**Sub-Total N=L+M**	**8,84,242.90**
O				**CESS @ 1% of Sub-Total N**	**8,842.43**
P				**Inspection Fees**	
Q				**Drawing Approval**	
R				**Sub-Total R=N+O+P+Q**	**8,93,085.33**
S				**Add GST (Exempted) of Sub-Total**	**-**
T				**Grand Total**	**8,93,085.33**

Cost Estimate for 33kV River Crossing Infrastructure through Double Pole Structure at Both Side					
Sl No	**Description of Item**	**Unit**	**Quantity**	**Landed Unit Cost inclusive of GST(In Rs.)**	**Amount(In Rs.)**
1	WPB 160x152 (30.44KG/Mtr.),13 mtr- with base plate 300x300x12	EA	8	37,890.20	3,03,121.61
2	Top Channel 100X50X5mm,each channel length 3.25 Mtr	Kg	124.28	92.04	11,438.73
3	Double Pole Belting Channel 75X40X4.8mm.,each channel length 3.0 Mtr	Kg	214.20	92.04	19,714.97
4	50X50X6mm.GI Bracing Angle, 4.5Kg./mtr., each angle length 3.432 mtr.	Kg	123.55	92.04	11,371.73
5	Fish Plate 50X6 mm.,each 0.280 mtr. Length	Kg	7.93	84.96	673.70
6	Danger Plate, 33kV	EA	4	212.40	849.60
7	Back Clamp (25X3 mm. flat) for danger Plate WPB pole	Kg	2.64	84.96	224.59
8	GI barbed wire(2.50x2.50 mm) anticlimbing device	Kg	12	87.32	1,047.84
9	Back Clamp (25X3mm. Flat) for Barbed wire anticlimbing device for WPB Pole	Kg	5.29	84.96	449.17
10	33kV,10kN pin insulator polymer	EA	3	469.64	1,408.92
11	Disc Insulator Hardware Fittings (90KN) B&S,4 Bolt	Set	6	744.58	4,467.48
12	33KV Polymeric Disc Insulator 90KN B&S	EA	6	341.02	2,046.12
13	Earthing Coil	EA	8	193.52	1,548.16
14	No 8 GI wire (0.131 kg/mtr.)	Kg	2.10	87.32	183.02
15	HT Stay Clamp Type-A for WPB Pole	Pair	8	306.80	2,454.40
16	H.T 33kV Stay set (Complete)	Set	4	1,692.12	6,768.48
17	HT stay (Guy) insulator	EA	8	102.66	821.28
18	7/8 SWG Stay Wire(4mm)-(Heavy)	Kg	60	88.50	5,310.00
19	WEDGE CONNECTOR '.'FIRE" FOR 148SQMM CONDUCTOR	EA	6	304.44	1,826.64
20	GI Nut , Bolt & Washer of different sizes	Kg	25.0	87.32	2,183.00
21	AAA conductor,148 mm2	KM	0.3	1,37,304.80	41,191.44
22	40mm nominal bore GI pipe (Heavy gauge) earthing device with 3 mtr .Long	EA	2	1,534.00	3,068.00
23	GI Flat 50X6 mm(2.36kg/mtr)	Kg	37.76	84.96	3,208.09
24	Black Paint	Ltr	8	251.07	2,008.55
25	Yellow Colour Paint for Background	Ltr	4	251.07	1,004.27
A				**Total Cost of materials**	**4,28,389.79**
B				**Stock, Storage & Insurance i.e 3%**	**12,851.69**
C				**Sub Total C=A+B**	**4,41,241.48**
D				**Contigency @ 3% of C**	**13,237.24**
E				**Tools & Plants @ 2% of C**	**8,824.83**
F				**Transportation @ 7.5% of C**	**33,093.11**
G				**Erection Transformer/Breaker/WPB/H Pole/Joist Poles @ 5%**	**15,610.76**
H				**Erection Other @ 10%**	**12,902.62**
I				**Erection PSC Pole @ 20%**	
J				**Sub Total J=C+D+E+F+G+H+I**	**5,24,910.05**
	Civil & Services				
	Concreting of poles in ratio 1:1.5:3 for 13MTR POLE	EA	4	4,315.10	17,260.41
	Couping of poles in ratio 1:1.5:3 for 13MTR POLE	EA	4	882.63	3,530.54
	Stay concreting in ratio 1:2:4	EA	8	1,534.00	12,272.00
	Dismantling of RSJ/ WPB pole(150x150mm/R	EA	2	1,300.00	2,600.00
	Dismantling /Removal from single pole	EA	2	133.17	266.34
	Construction of Earthing Chamber (Size: 2'X2') and RCC Slab cover as per specification including supply of material%_1	EA	2	4,130.00	8,260.00
K				**Total Civil Part**	**44,189.29**
L				**Sub-Total L =J+K**	**5,69,099.35**
M				**Other Over Head (Including Supervision charges)@ 6% of L**	**-**
N				**Sub-Total N=L+M**	**5,69,099.35**
O				**CESS @ 1% of Sub-Total N**	**5,690.99**
P				**Inspection Fees**	
Q				**Drawing Approval**	
R				**Sub-Total R=N+O+P+Q**	**5,74,790.34**
S				**Add GST (Exempted) of Sub-Total**	**-**
T				**Grand Total**	**5,74,790.34**

Cost Estimate for Power Transformer Augmentation to 5MVA					
Sl No	**Description of Item**	**Unit**	**Quantity**	**Landed Unit Cost inclusive of GST(In Rs.)**	**Amount(In Rs.)**
1	5 MVA 33/11 KV Power Transformer(Cu) with OLTC	EA	1	97,78,070.00	97,78,070.00
2	11kV AL 3CX400 Sqmm XLPE Cable armoured-FRLSH	Mtr	300	2,802.50	8,40,750.00
3	Heat shrinkable jointing kit for 3Cx400 mm² 11KV XLPE Cable(outdoor type)	EA	6	3,422.00	20,532.00
4	Heat shrinkable jointing kit for 3Cx400 mm² 11KV XLPE Cable(indoor type)	EA	6	9,746.80	58,480.80
5	Mounting Channel 100X50X5mm GI channel 4.3 Mtr long	Kg	250	92.04	23,010.00
6	AAA conductor,232 mm2	KM	0.1	2,14,347.00	21,434.70
7	GI Nut , Bolt & Washer of different sizes	Kg	100	87.32	8,732.00
8	40mm nominal bore GI pipe (Heavy gauge) earthing device with 3 mtr .Long	EA	7	1,534.00	10,738.00
9	GI Flat 50X6 mm(2.36kg/mtr)	Kg	198.24	84.96	16,842.47
A				**Total Cost of materials**	**1,07,78,589.97**
B				**Stock, Storage & Insurance i.e 3%**	**3,23,357.70**
C				**Sub Total C=A+B**	**1,11,01,947.67**
D				**Contigency @ 3% of C**	**3,33,058.43**
E				**Tools & Plants @ 2% of C**	**2,22,038.95**
F				**Transportation @ 7.5% of C**	**8,32,646.08**
G				**Erection Transformer/Breaker/WPB/H Pole/Joist Poles @ 5%**	**5,03,570.61**
H				**Erection Other @ 10%**	**16,456.31**
I				**Erection PSC Pole @ 20%**	
J				**Sub Total J=C+D+E+F+G+H+I**	**1,30,09,718.04**
	Civil & Services				
	LAY CBL PWR XLPE 11KV TREN/PIPE	Mtr	300	129.80	38,940.00
	Construction of Earthing Chamber (Size: 2'X2') and RCC Slab cover as per specification including supply of material%_1	EA	7	4,130.00	28,910.00
	SITC of T Connect-for moose to zebraCond	EA	18	1,583.93	28,510.66
	SITC of CU Flat 50X6	Mtr	30	2,751.76	82,552.80
	Demolish/removal of debris of PCC	CUM	20	768.70	15,374.00
	Dismantling of PTR upto 5MVA	EA	1	75,000.00	75,000.00
	Transport through Tractor upto 40KM	EA	1	5,090.00	5,090.00
	Marching of Farrana/Crane beyond 50 KM	KM	50	1,963.52	98,176.00
	Construction of Baffle Wall	EA	1	6,45,591.49	6,45,591.49
	Construction of Oil Sump Pit for Power Transformer	EA	1	1,28,981.49	1,28,981.49
	Construction of Foundation for Power Transformer 5MVA	EA	1	2,18,273.03	2,18,273.03
	Gravel spreading over Bay/GSS/other	CUM	18	3,540.00	63,720.00
K				**Total Civil Part**	**14,29,119.47**
L				**Sub-Total L =J+K**	**1,44,38,837.51**
M				**Other Over Head (Including Supervision charges)@ 6% of L**	**-**
N				**Sub-Total N=L+M**	**1,44,38,837.51**
O				**CESS @ 1% of Sub-Total N**	**1,44,388.38**
P				**Inspection fees**	**22,500.00**
Q				**Drawing approval**	**750.00**
R				**Sub-Total R=N+O+P+Q**	**1,46,06,475.89**
S				**Add GST (Exempted) of Sub-Total**	**-**
T				**Grand Total**	**1,46,06,475.89**

Cost Estimate for Power Transformer Augmentation to 8MVA					
Sl No	**Description of Item**	**Unit**	**Quantity**	**Landed Unit Cost inclusive of GST(In Rs.)**	**Amount(In Rs.)**
1	8 MVA 33/11 KV Power Transformer(Cu) with OLTC	EA	1	1,22,72,000.00	1,22,72,000.00
2	RS GI WPB 5MTR125X70X6 (13.3KG / MTR)	EA	4	12,272.00	49,088.00
3	11kV AL 3CX400 Sqmm XLPE Cable armoured-FRLSH	Mtr	100	2,802.50	2,80,250.00
4	Heat shrinkable jointing kit for 3Cx400 mm² 11KV XLPE Cable(outdoor type)	EA	6	3,422.00	20,532.00
5	Heat shrinkable jointing kit for 3Cx400 mm² 11KV XLPE Cable(indoor type)	EA	6	9,746.80	58,480.80
6	Mounting Channel 100X50X5mm GI channel 4.3 Mtr long	Kg	250	92.04	23,010.00
7	12KV, 10 KA (Station Class, CL-II) without Surge Counter	EA	9	2,312.80	20,815.20
8	AAA conductor,232 mm2	KM	0.1	2,14,347.00	21,434.70
9	GI Nut , Bolt & Washer of different sizes	Kg	100	87.32	8,732.00
10	40mm nominal bore GI pipe (Heavy gauge) earthing device with 3 mtr .Long	EA	7	1,534.00	10,738.00
11	GI Flat 50X6 mm(2.36kg/mtr)	Kg	198.24	84.96	16,842.47
A				**Total Cost of materials**	**1,27,81,923.17**
B				**Stock, Storage & Insurance i.e 3%**	**3,83,457.70**
C				**Sub Total C=A+B**	**1,31,65,380.87**
D				**Contigency @ 3% of C**	**3,94,961.43**
E				**Tools & Plants @ 2% of C**	**2,63,307.62**
F				**Transportation @ 7.5% of C**	**9,87,403.56**
G				**Erection Transformer/Breaker/WPB/H Pole/Joist Poles @ 5%**	**6,32,008.00**
H				**Erection Other @ 10%**	**23,656.34**
I				**Erection PSC Pole @ 20%**	
J				**Sub Total J=C+D+E+F+G+H+I**	**1,54,66,717.81**
	Civil & Services				
	LAY CBL PWR XLPE 11KV TREN/PIPE	Mtr	100	129.80	12,980.00
	Construction of Earthing Chamber (Size: 2'X2') and RCC Slab cover as per specification including supply of material%_1	EA	7	4,130.00	28,910.00
	SITC of T Connect-for moose to zebraCond	EA	18	1,583.93	28,510.66
	SITC of CU Flat 50X6	Mtr	30	2,751.76	82,552.80
	Concreting of poles in ratio 1:1.5:3 for 5MTR POLE	EA	4	2,942.12	11,768.46
	Couping of poles in ratio 1:1.5:3 for 5MTR POLE	EA	4	882.63	3,530.54
	Demolish/removal of debris of PCC	CUM	20	768.70	15,374.00
	Dismantling of PTR Above 5 to12.5MVA	EA	1	1,10,000.00	1,10,000.00
	Transport through Tractor upto 40KM	EA	1	5,090.00	5,090.00
	Marching of Farrana/Crane beyond 50 KM	KM	50	1,963.52	98,176.00
	Construction of Baffle Wall	EA	1	6,45,591.49	6,45,591.49
	Construction of Oil Sump Pit for Power Transformer	EA	1	1,28,981.49	1,28,981.49
	Construction of Foundation for Power Transformer 8MVA	EA	1	5,55,621.28	5,55,621.28
	Gravel spreading over Bay/GSS/other	CUM	18	3,540.00	63,720.00
K				**Total Civil Part**	**17,90,806.73**
L				**Sub-Total L =J+K**	**1,72,57,524.54**
M				**Other Over Head (Including Supervision charges)@ 6% of L**	**-**
N				**Sub-Total N=L+M**	**1,72,57,524.54**
O				**CESS @ 1% of Sub-Total N**	**1,72,575.25**
P				**Inspection fees**	**22,500.00**
Q				**Drawing approval**	**750.00**
R				**Sub-Total R=N+O+P+Q**	**1,74,53,349.78**
S				**Add GST (Exempted) of Sub-Total**	**-**
T				**Grand Total**	**1,74,53,349.78**

Cost Estimate for Power Transformer Augmentation to 10MVA					
Sl No	**Description of Item**	**Unit**	**Quantity**	**Landed Unit Cost inclusive of GST(In Rs.)**	**Amount(In Rs.)**
1	TRANSFORMER POWR 10MVA 33/11KV CU W/OLTC	EA	1	1,53,47,025.00	1,53,47,025.00
2	RS GI WPB 5MTR125X70X6 (13.3KG / MTR)	EA	4	12,272.00	49,088.00
3	11kV AL 1CX630 Sqmm XLPE Cable armoured-FRLSH	Mtr	300.00	1,223.66	3,67,098.00
4	Heat shrinkable jointing kit for 1Cx630 mm² 11KV XLPE Cable(outdoor type)	EA	6	8,720.20	52,321.20
5	Heat shrinkable jointing kit for 1Cx630 mm² 11KV XLPE Cable(Indoor type)	EA	6	8,519.60	51,117.60
9	Mounting Channel 100X50X5mm GI channel 4.3 Mtr long	Kg	250.00	92.04	23,010.00
10	12KV, 10 KA (Station Class, CL-II) without Surge Counter	EA	9.00	2,312.80	20,815.20
11	33KV,outdoor,oil cooled,CTR 200-400-800/1-1-1 A (Accuracy Class PS/0.2S/5P20),Burden 30VA	EA	3	47,850.18	1,43,550.54
12	33KV,outdoor,oil cooled,PT (33000/√3)/(110/√3) Volt (Accuracy Class 3P/3P/0.2),Burden 100VA	EA	3	30,672.00	92,016.00
13	11 kV,1Ph, Outdoor, Oil cooled, Dead Tank CT,CTR:1000-800/1-5-1A (3 Core)	EA	3	73,012.50	2,19,037.50
14	11KV,outdoor,oil cooled,PT (11000/√3)/(110/√3) Volt (Accuracy Class 3P/3P/0.2),Burden 100VA	EA	3	21,621.00	64,863.00
15	GI Nut , Bolt & Washer of different sizes	Kg	100.0	87.32	8,732.00
16	40mm nominal bore GI pipe (Heavy gauge) earthing device with 3 mtr .Long	EA	7	1,534.00	10,738.00
17	AAA conductor,232 mm2	KM	0.1	2,14,347.00	21,434.70
18	GI Flat 50X6 mm(2.36kg/mtr)	Kg	198.24	84.96	16,842.47
A				**Total Cost of materials**	**1,64,87,689.20**
B				**Stock, Storage & Insurance i.e 3%**	**4,94,630.68**
C				**Sub Total C=A+B**	**1,69,82,319.88**
D				**Contigency @ 3% of C**	**5,09,469.60**
E				**Tools & Plants @ 2% of C**	**3,39,646.40**
F				**Transportation @ 7.5% of C**	**12,73,673.99**
G				**Erection Transformer/Breaker/WPB/H Pole/Joist Poles @ 5%**	**7,92,899.82**
H				**Erection Other @ 10%**	**74,621.26**
I				**Erection PSC Pole @ 20%**	
J				**Sub Total J=C+D+E+F+G+H+I**	**1,99,72,630.94**
	Civil & Services				
	LAY CBL PWR XLPE 11KV TREN/PIPE	Mtr	300	129.80	38,940.00
	Construction of Earthing Chamber (Size: 2'X2') and RCC Slab cover as per specification including supply of material1%_1	EA	7	4,130.00	28,910.00
	SITC of T Connect-for moose to zebraCond	EA	18	1,583.93	28,510.66
	SITC of CU Flat 50X6	Mtr	30	2,751.76	82,552.80
	Concreting of poles in ratio 1:1.5:3 for 5MTR POLE	EA	4	2,942.12	11,768.46
	Couping of poles in ratio 1:1.5:3 for 5MTR POLE	EA	4	882.63	3,530.54
	Demolish/removal of debris of PCC	CUM	20	768.70	15,374.00
	Dismantling of PTR Above 5 to12.5MVA	EA	1	1,10,000.00	1,10,000.00
	Dis. of faulty equipment CB, etc.	EA	6	18,003.04	1,08,018.24
	Transport through Tractor upto 40KM	EA	1	5,090.00	5,090.00
	Construction of Baffle Wall	EA	1	6,45,591.49	6,45,591.49
	Marching of Farrana/Crane beyond 50 KM	KM	50	1,963.52	98,176.00
	Construction of Oil Sump Pit for Power Transformer	EA	1	1,28,981.49	1,28,981.49
	Construction of Foundation for Power Transformer 8MVA	EA	1	5,55,621.28	5,55,621.28
	Gravel spreading over Bay/GSS/other	CUM	18	3,540.00	63,720.00
K				**Total Civil Part**	**19,24,784.97**
L				**Sub-Total L =J+K**	**2,18,97,415.91**
M				**Other Over Head (Including Supervision charges)@ 6% of L**	**-**
N				**Sub-Total N=L+M**	**2,18,97,415.91**
O				**CESS @ 1% of Sub-Total N**	**2,18,974.16**
P				**Inspection fees**	**22,500.00**
Q				**Drawing approval**	**750.00**
R				**Sub-Total R=N+O+P+Q**	**2,21,39,640.07**
S				**Add GST (Exempted) of Sub-Total**	**-**
T				**Grand Total**	**2,21,39,640.07**

Cost Estimate for Power Transformer Augmentation to 12.5/16MVA at Bidyutpuri 33/11KV PSS

Sl No	Description of Item	Unit	Quantity	Landed Unit Cost inclusive of GST(In Rs.)	Amount(In Rs.)
1	12.5/16MVA 33/11 KV Power Transformer (Cu) with OLTC & NIDS	EA	1	1,92,58,000.02	1,92,58,000.02
2	11kV AL 1CX1000 Sqmm XLPE Cable armoured-FRLSH	Mtr	300	1,896.26	5,68,878.00
3	11KV, 1C X 1000 SQMM, XLPE outdoor Heat Shrinkable	EA	8	18,844.60	1,50,756.80
4	11KV, 1C X 1000 SQMM, XLPE indoor Heat Shrinkable	EA	8	18,596.80	1,48,774.40
5	RS GI WPB 5MTR125X70X6 (13.3KG / MTR)	EA	4	12,272.00	49,088.00
6	Mounting Channel 100X50X5mm GI channel 4.3 Mtr long	Kg	250.00	92.04	23,010.00
7	12KV, 10 KA (Station Class, CL-II) without Surge Counter	EA	9.00	2,312.80	20,815.20
8	GI Nut , Bolt & Washer of different sizes	Kg	100.0	87.32	8,732.00
9	40mm nominal bore GI pipe (Heavy gauge) earthing device with 3 mtr .Long	EA	7	1,534.00	10,738.00
10	AAA conductor,232 mm2	KM	0.1	2,14,347.00	21,434.70
11	GI Flat 50X6 mm(2.36kg/mtr)	Kg	198.24	84.96	16,842.47
A				**Total Cost of materials**	**2,02,77,069.59**
B				**Stock, Storage & Insurance i.e 3%**	**6,08,312.09**
C				**Sub Total C=A+B**	**2,08,85,381.68**
D				**Contigency @ 3% of C**	**6,26,561.45**
E				**Tools & Plants @ 2% of C**	**4,17,707.63**
F				**Transportation @ 7.5% of C**	**15,66,403.63**
G				**Erection Transformer/Breaker/WPB/H Pole/Joist Poles @ 5%**	**9,94,315.03**
H				**Erection Other @ 10%**	**41,313.67**
I				**Erection PSC Pole @ 20%**	
J				**Sub Total J=C+D+E+F+G+H+I**	**2,45,31,683.09**
	Civil & Services				
	Construction of Earthing Chamber (Size: 2'X2') and RCC Slab cover as per specification including supply of material%_1	EA	7	4,130.00	28,910.00
	LAY CBL PWR XLPE 11KV TREN/PIPE	Mtr	300	129.80	38,940.00
	SITC of T Connect-for moose to zebraCond	EA	18	1,583.93	28,510.66
	SITC of CU Flat 50X6	Mtr	30	2,751.76	82,552.80
	Concreting of poles in ratio 1:1.5:3 for 5MTR POLE	EA	4	2,942.12	11,768.46
	Couping of poles in ratio 1:1.5:3 for 5MTR POLE	EA	4	882.63	3,530.54
	Demolish/removal of debris of PCC	CUM	20	768.70	15,374.00
	Dismantling of PTR Above 5 to12.5MVA	EA	1	1,10,000.00	1,10,000.00
	Dis. of faulty equipment CB, etc.	EA	1	18,003.04	18,003.04
	Transport through Tractor upto 40KM	EA	1	5,090.00	5,090.00
	Construction of Baffle Wall	EA	1	6,45,591.49	6,45,591.49
	Marching of Farrana/Crane beyond 50 KM	KM	50	1,963.52	98,176.00
	Construction of Oil Sump Pit for Power Transformer	EA	1	1,28,981.49	1,28,981.49
	Construction of Foundation for Power Transformer 12.5/16MVA	EA	1	12,65,155.14	12,65,155.14
	Gravel spreading over Bay/GSS/other	CUM	18	3,540.00	63,720.00
K				**Total Civil Part**	**25,44,303.63**
L				**Sub-Total L =J+K**	**2,70,75,986.71**
M				**Other Over Head (Including Supervision charges)@ 6% of L**	**-**
N				**Sub-Total N=L+M**	**2,70,75,986.71**
O				**CESS @ 1% of Sub-Total N**	**2,70,759.87**
P				**Inspection fees**	**22,500.00**
Q				**Drawing approval**	**750.00**
R				**Sub-Total R=N+O+P+Q**	**2,73,69,996.58**
S				**Add GST (Exempted) of Sub-Total**	**-**
T				**Grand Total**	**2,73,69,996.58**

Cost Estimate for Indoor Switchgear Panel along with Porta Cabin at Bidyutpuri 33/11KV PSS

Sl No	Description of Item	Unit	Quantity	Landed Unit Cost inclusive of GST(In Rs.)	Amount(In Rs.)
1	11KV I/D SWGR 1250A VCB 48VDC	EA	13	16,74,243.00	2,17,65,159.00
2	40mm nominal bore GI pipe (Heavy gauge) earthing device with 3 mtr .Long	EA	2	1,534.00	3,068.00
3	GI Flat 50X6 mm(2.36kg/mtr)	Kg	52	84.96	4,401.25
4	Porta Cabin	EA	1	15,00,000.00	15,00,000.00
A				**Total Cost of materials**	**2,32,72,628.25**
B				**Stock, Storage & Insurance i.e 3%**	**6,98,178.85**
C				**Sub Total C=A+B**	**2,39,70,807.10**
D				**Contigency @ 3% of C**	**7,19,124.21**
E				**Tools & Plants @ 2% of C**	**4,79,416.14**
F				**Transportation @ 7.5% of C**	**17,97,810.53**
G				**Erection Transformer/Breaker/WPB/H Pole/Joist Poles @ 5%**	
H				**Erection Other @ 10%**	**23,97,080.71**
I				**Erection PSC Pole @ 20%**	
J				**Sub Total J=C+D+E+F+G+H+I**	**2,93,64,238.70**
	Civil & Services				
	Construction of Earthing Chamber (Size: 2'X2') and RCC Slab cover as per specification including supply of material%_1	EA	2	4,130.00	8,260.00
K				**Total Civil Part**	**8,260.00**
L				**Sub-Total L =J+K**	**2,93,72,498.70**
M				**Other Over Head (Including Supervision charges)@ 6% of L**	**-**
N				**Sub-Total N=L+M**	**2,93,72,498.70**
O				**CESS @ 1% of Sub-Total N**	**2,93,724.99**
P				**Inspection fees**	**22,500.00**
Q				**Drawing approval**	**750.00**
R				**Sub-Total R=N+O+P+Q**	**2,96,89,473.68**
S				**Add GST (Exempted) of Sub-Total**	**-**
T				**Grand Total**	**2,96,89,473.68**

Cost Estimate for Installation of 11kV Motorized Isolator on Double Pole Structure					
Sl No	**Description of Item**	**Unit**	**Quantity**	**Landed Unit Cost inclusive of GST(In Rs.)**	**Amount(In Rs.)**
1	WPB 160x152 (30.44KG/Mtr.),11 mtr- with base plate 300x300x12	EA	2	32,214.97	64,429.94
2	Top Channel 100X50X5mm, each channel length 4.3 Mtr	Kg	82.22	92.04	7,567.16
3	Double Pole Belting Channel 75X40X4.8mm., each channel length 4.3 Mtr	Kg	153.51	92.04	14,129.06
4	50X50X6mm.GI Bracing Angle, each angle length 4.927 Mtr	Kg	88.69	92.04	8,162.66
5	Mounting Channel 100X50X5mm GI channel 4.3 Mtr long	Kg	82.22	92.04	7,567.16
6	Isolator Support Side Channel 100X50X5mm, each channel length 0.5 Mtr	Kg	9.56	92.04	879.90
7	Down Pipe Base Support Angle 50X50X6mm, each angle length 0.34 Mtr	Kg	1.53	92.04	140.82
8	Channel Support for down Pipe 75X40X4.8mm., each channel length 0.750 Mtr	Kg	11.42	92.04	1,051.46
9	Down Pipe Diagonal Support Angle 50X50X6mm, each angle length 0.388 Mtr	Kg	1.75	92.04	160.70
10	Fish Plate 50X6 mm.,each 0.280 mtr. Length	Kg	3.96	84.96	336.85
11	Danger Plate, 11kV	EA	2	212.40	424.80
12	Back Clamp (25X3 mm. flat) for danger Plate WPB pole	Kg	1.32	84.96	112.29
13	GI barbed wire(2.50x2.50 mm) anticlimbing device	Kg	6	87.32	523.92
14	Back Clamp (25X3mm. Flat) for Barbed wire anticlimbing device for WPB Pole	Kg	2.64	84.96	224.59
15	11kV,5kN pin insulator polymer	EA	3	165.20	495.60
16	Disc Insulator Hardware Fittings (70KN) B&S,3 Bolt	EA	6	486.16	2,916.96
17	11KV Polymeric Disc Insulator 70KN B&S	EA	6	177.00	1,062.00
18	Earthing Coil	EA	2	193.52	387.04
19	No 8 GI wire (0.131 kg/mtr.)	Kg	0.52	87.32	45.76
20	WEDGE CONNECTOR FOR 100 SQMM.CONDUCTOR	EA	6	162.84	977.04
21	12KV, 10 KA (Station Class, CL-II) without Surge Counter	EA	3	2,312.80	6,938.40
22	GI Nut , Bolt & Washer of different sizes	Kg	13.7	87.32	1,197.86
23	11 KV 630A with earth switch GI Box (Porcelain) Motorized Isolator	EA	1	79,174.46	79,174.46
24	1.1kV CU 4C x 2.5 sqmm PVC,FRLSH,Round Armoured	Mtr	170	146.32	24,874.40
25	HT Stay Clamp Type-A for WPB Pole	Pair	4	306.80	1,227.20
26	H.T 11kV Stay set (Complete)	Set	4	1,692.12	6,768.48
27	HT stay (Guy) insulator	EA	4	102.66	410.64
28	7/10 SWG Stay Wire(3.15mm)-(Heavy)	Kg	40	90.86	3,634.40
29	40mm nominal bore GI pipe (Heavy gauge) earthing device with 3 mtr .Long	EA	3	1,534.00	4,602.00
30	GI Flat 50X6 mm(2.36kg/mtr)	Kg	56.64	84.96	4,812.13
31	Black Paint	Ltr	1	251.07	251.07
32	Yellow Colour Paint for Background	Ltr	2	251.07	502.14
A				**Total Cost of materials**	**2,45,988.89**
B				**Stock, Storage & Insurance i.e 3%**	**7,379.67**
C				**Sub Total C=A+B**	**2,53,368.55**
D				**Contigency @ 3% of C**	**7,601.06**
E				**Tools & Plants @ 2% of C**	**5,067.37**
F				**Transportation @ 7.5% of C**	**19,002.64**
G				**Erection Transformer/Breaker/WPB/H Pole/Joist Poles @ 5%**	**3,318.14**
H				**Erection Other @ 10%**	**18,700.57**
I				**Erection PSC Pole @ 20%**	
J				**Sub Total J=C+D+E+F+G+H+I**	**3,07,058.34**
	Civil & Services				
	Concreting of poles in ratio 1:1.5:3 for 11MTR POLE	EA	2	3,530.54	7,061.08
	Couping of poles in ratio 1:1.5:3 for for 11MTR POLE	EA	2	882.63	1,765.27
	Stay concreting in ratio 1:2:4	EA	4	1,534.00	6,136.00
	Construction of Earthing Chamber (Size: 2'X2') and RCC Slab cover as per specification including supply of material%_1	EA	3	4,130.00	12,390.00
	GIS coordinate mapping, drawing preparation and submission of the same for DTR,ABS,ARC,Sectionalizer,RMU etc%_1	EA	1	1,180.00	1,180.00
K				**Total Civil Part**	**28,532.35**
L				**Sub-Total L =J+K**	**3,35,590.68**
M				**Other Over Head (Including Supervision charges)@ 6% of L**	**-**
N				**Sub-Total N=L+M**	**3,35,590.68**
O				**CESS @ 1% of Sub-Total N**	**3,355.91**
P				**Inspection Fees**	
Q				**Drawing Approval**	**750.00**
R				**Sub-Total R=N+O+P+Q**	**3,39,696.59**
S				**Add GST (Exempted) of Sub-Total**	**-**
T				**Grand Total**	**3,39,696.59**

Cost Estimate for Installation of 25KVA(11/0.433KV) Distribution Transformer					
Sl No	**Description of Item**	**Unit**	**Quantity**	**Landed Unit Cost inclusive of GST(In Rs.)**	**Amount(In Rs.)**
1	25KVA 11/0.4 KV(AL) Transformer,BIS Energy level-II, IS-1180,Ammendant-4	EA	1	84,706.30	84,706.30
2	WPB 160x152 (30.44KG/Mtr.),11 mtr- with base plate 300x300x12	EA	2	32,214.97	64,429.94
3	Top Channel 100X50X5mm, each channel length 2.77 Mtr	Kg	52.96	92.04	4,874.66
4	AB Switch Mounting Channel 100X50X5mm GI Channel 2.77 Mtr long	Kg	52.96	92.04	4,874.66
5	HG Fuse mounting channel 75X40X4.8mm of length 2.77 Mtr	Kg	39.56	92.04	3,640.70
6	Transformer Base Channel 100X50X5mm,each channel length 2.77 Mtr	Kg	52.96	92.04	4,874.66
7	Support Clamp for Transformer base Channel 50X8 of length 0.561 mtr	Kg	3.52	84.96	299.32
8	Transformer Belting angle 50X50X6mm of length 2.77 Mtr with side angle	Kg	24.93	92.04	2,294.56
9	LTDB supporting channel 50X50X6mm of length 2.77 Mtr	Kg	24.93	92.04	2,294.56
10	Back Clamp for LTDB 50X8 holding angle of length 0.681 Mtr	Kg	8.55	84.96	726.69
11	Channel Support for down Pipe 75X40X4.8mm., each channel length 0.750 Mtr	Kg	21.42	92.04	1,971.50
12	Back clamp for Channel Support for down pipe 50X8mm of length 0.681 mtr	Kg	8.55	84.96	726.69
13	Cable holding Clamp 50X6 for DT pole	Kg	2.87	84.96	243.41
14	Danger Plate, 11kV	EA	2.00	212.40	424.80
15	Back Clamp (25X3 mm. flat) for danger Plate WPB pole	Kg	0.66	84.96	56.15
16	GI barbed wire(2.50x2.50 mm) anticlimbing device	Kg	6	87.32	523.92
17	Back Clamp (25X3mm. Flat) for Barbed wire anticlimbing device for WPB Pole	Kg	2.64	84.96	224.59
18	Fish Plate 50X6 mm.,each 0.280 mtr. Length	Kg	3.96	84.96	336.85
19	LA 9KV 10KA Polymer Distribut class(DH)	EA	3	1,486.80	4,460.40
20	11kV AB switch 200A Polymer,3 Pole	Set	1	10,714.40	10,714.40
21	11kV H.G Fuse 200A,3Pole with PI	Set	1	7,123.66	7,123.66
22	LT Distribution Box with MCCB for 25KVA S/S	EA	1	31,529.60	31,529.60
23	Earthing Coil	EA	2.00	193.52	387.04
24	No 8 GI wire (0.131 kg/mtr.)	Kg	0.26	87.32	22.88
25	HT Stay Clamp Type-A for WPB Pole	Pair	2	306.80	613.60
26	H.T 11kV Stay set (Complete)	Set	2	1,692.12	3,384.24
27	HT stay (Guy) insulator	EA	2	102.66	205.32
28	7/10 SWG Stay Wire(3.15mm)-(Heavy)	Kg	10	90.86	908.60
29	1.1kV Al 1CX50 Sq.mm Cable -FRLSH	Mtr	20	70.80	1,416.00
30	Gland for 1.1kV AL 1CX50 Sq.mm DC Heavy Duty NI Plated	EA	4	129.45	517.78
31	Lug AL Crimping 50 Sqmm XLPE Single hole	EA	4	17.03	68.11
32	11KV Polymeric Disc Insulator 70KN B&S	EA	3	177.00	531.00
33	Disc Insulator Hardware Fittings (70KN) B&S,3 Bolt	EA	3	486.16	1,458.48
34	WEDGE CONNECTOR FOR 100 SQMM.CONDUCTOR	EA	3	162.84	488.52
35	Conductor 62 mm sq ACSR Rabbit	Mtr	24	48.97	1,175.28
36	GI Nut , Bolt & Washer of different sizes	Kg	25	87.32	2,183.00
37	40mm nominal bore GI pipe (Heavy gauge) earthing device with 3 mtr .Long	EA	7	1,534.00	10,738.00
38	GI Flat 25X3 mm(0.589kg/mtr)	Kg	41.23	84.96	3,502.90
39	Black Paint	Ltr	1	251.07	251.07
40	Yellow Colour Paint for Background	Ltr	2	251.07	502.14
41	Three Phase DT(3 phase 4 wire LTCT Mtr)	EA	1	5,566.00	5,566.00
42	BOX TP F/LTCT SMART METER100/5A W/CMP CT	EA	1	10,228.24	10,228.24
43	SEAL METER POLYCARBONATE RED COLOUR	EA	10	3.52	35.16
44	1.1kV Al 4CX25 Sq.mm Round Armoured Cable -FRLSH	Mtr	15	228.92	3,433.80
45	Gland for 1.1kV Al 4CX25 Sq.mm Double Compression Heavy Duty Ni Plated	EA	4	291.25	1,164.99
46	Lug AL Crimping 25 Sqmm XLPE Single hole	EA	10	7.14	71.39
A				**Total Cost of materials**	**2,80,205.55**
B				**Stock, Storage & Insurance i.e 3%**	**8,406.17**
C				**Sub Total C=A+B**	**2,88,611.72**
D				**Contigency @ 3% of C**	**8,658.35**
E				**Tools & Plants @ 2% of C**	**5,772.23**
F				**Transportation @ 7.5% of C**	**21,645.88**
G				**Erection Transformer/Breaker/WPB/H Pole/Joist Poles @ 5%**	**7,680.52**
H				**Erection Other @ 10%**	**13,500.14**
I				**Erection PSC Pole @ 20%**	
J				**Sub Total J=C+D+E+F+G+H+I**	**3,45,868.83**
	Civil & Services				
	Concreting of poles in ratio 1:1.5:3 for 11MTR POLE	EA	2	3,530.54	7,061.08
	Couping of poles in ratio 1:1.5:3 for for 11MTR POLE	EA	2	882.63	1,765.27
	Stay concreting in ratio 1:2:4	EA	2	1,534.00	3,068.00
	Construction of Earthing Chamber (Size: 2'X2') and RCC Slab cover as per specification including supply of material%_1	EA	7	4,130.00	28,910.00
	Construct of Boundary wall Fencing(inRM)	Mtr	18	5,664.00	1,01,952.00
	GIS coordinate mapping, drawing preparation and submission of the same for DTR,ABS,ARC,Sectionalizer,RMU etc%_1	EA	1	1,180.00	1,180.00
K				**Total Civil Part**	**1,43,936.35**
L				**Sub-Total L =J+K**	**4,89,805.18**
M				**Other Over Head (Including Supervision charges)@ 6% of L**	**-**
N				**Sub-Total N=L+M**	**4,89,805.18**
O				**CESS @ 1% of Sub-Total N**	**4,898.05**
P				**Inspection fees**	**7,500.00**
Q				**Drawing approval**	**750.00**
R				**Sub-Total R=N+O+P+Q**	**5,02,953.24**
S				**Add GST (Exempted) of Sub-Total**	**-**
T				**Grand Total**	**5,02,953.24**

Cost Estimate for Installation 63KVA(11/0.433KV) Distribution Transformer					
Sl No	**Description of Item**	**Unit**	**Quantity**	**Landed Unit Cost inclusive of GST(In Rs.)**	**Amount(In Rs.)**
1	63KVA 11/0.4 KV(AL) Transformer,BIS Energy level-II, IS-1180,Ammendant-4	EA	1	1,66,744.62	1,66,744.62
2	WPB 160x152 (30.44KG/Mtr.),11 mtr- with base plate 300x300x12	EA	2	32,214.97	64,429.94
3	Top Channel 100X50X5mm, each channel length 2.77 Mtr	Kg	52.96	92.04	4,874.66
4	AB Switch Mounting Channel 100X50X5mm GI Channel 2.77 Mtr long	Kg	52.96	92.04	4,874.66
5	HG Fuse mounting channel 75X40X4.8mm of length 2.77 Mtr	Kg	39.56	92.04	3,640.70
6	Transformer Base Channel 100X50X5mm,each channel length 2.77 Mtr	Kg	52.96	92.04	4,874.66
7	Support Clamp for Transformer base Channel 50X8 of length 0.561 mtr	Kg	3.52	84.96	299.32
8	Transformer Belting angle 50X50X6mm of length 2.77 Mtr with side angle	Kg	24.93	92.04	2,294.56
9	LTDB supporting channel 50X50X6mm of length 2.77 Mtr	Kg	24.93	92.04	2,294.56
10	Back Clamp for LTDB 50X8 holding angle of length 0.681 Mtr	Kg	8.55	84.96	726.69
11	Channel Support for down Pipe 75X40X4.8mm., each channel length 0.750 Mtr	Kg	21.42	92.04	1,971.50
12	Back clamp for Channel Support for down pipe 50X8mm of length 0.681 mtr	Kg	8.55	84.96	726.69
13	Cable holding Clamp 50X6 for DT pole	Kg	2.87	84.96	243.41
14	Danger Plate, 11kV	EA	2.00	212.40	424.80
15	Back Clamp (25X3 mm. flat) for danger Plate WPB pole	Kg	0.66	84.96	56.15
16	GI barbed wire(2.50x2.50 mm) anticlimbing device	Kg	6	87.32	523.92
17	Back Clamp (25X3mm. Flat) for Barbed wire anticlimbing device for WPB Pole	Kg	2.64	84.96	224.59
18	Fish Plate 50X6 mm.,each 0.280 mtr. Length	Kg	3.96	84.96	336.85
19	LA 9KV 10KA Polymer Distribut class(DH)	EA	3	1,486.80	4,460.40
20	11kV AB switch 200A Polymer,3 Pole	Set	1	10,714.40	10,714.40
21	11kV H.G Fuse 200A,3Pole with PI	Set	1	7,123.66	7,123.66
22	LT Distribution Box with MCCB for 63KVA S/S	EA	1	31,848.20	31,848.20
23	Earthing Coil	EA	2.00	193.52	387.04
24	No 8 GI wire (0.131 kg/mtr.)	Kg	0.26	87.32	22.88
25	HT Stay Clamp Type-A for WPB Pole	Pair	2	306.80	613.60
26	H.T 11kV Stay set (Complete)	Set	2	1,692.12	3,384.24
27	HT stay (Guy) insulator	EA	2	102.66	205.32
28	7/10 SWG Stay Wire(3.15mm)-(Heavy)	Kg	10	90.86	908.60
29	1.1kV Al 1CX95 Sq.mm Cable -FRLSH	Mtr	20	121.54	2,430.80
30	Gland for 1.1kV Al 1CX95 Sq.mm Double Heavy Duty Ni Plated	EA	4	137.53	550.12
31	Lug AL Crimping 95 Sqmm XLPE Single hole	EA	4	37.17	148.68
32	11KV Polymeric Disc Insulator 70KN B&S	EA	3	177.00	531.00
33	Disc Insulator Hardware Fittings (70KN) B&S,3 Bolt	EA	3	486.16	1,458.48
34	WEDGE CONNECTOR FOR 100 SQMM.CONDUCTOR	EA	3	162.84	488.52
35	Conductor 62 mm sq ACSR Rabbit	Mtr	24	48.97	1,175.28
36	GI Nut , Bolt & Washer of different sizes	Kg	25	87.32	2,183.00
37	40mm nominal bore GI pipe (Heavy gauge) earthing device with 3 mtr .Long	EA	7	1,534.00	10,738.00
38	GI Flat 25X3 mm(0.589kg/mtr)	Kg	41.23	84.96	3,502.90
39	Black Paint	Ltr	1	251.07	251.07
40	Yellow Colour Paint for Background	Ltr	2	251.07	502.14
41	Three Phase DT(3 phase 4 wire LTCT Mtr)	EA	1	5,566.00	5,566.00
42	BOX TP F/LTCT SMART METER100/5A W/CMP CT	EA	1	10,228.24	10,228.24
43	SEAL METER POLYCARBONATE RED COLOUR	EA	10	3.52	35.16
44	1.1kV Al 4CX50 Sq.mm Round Armoured Cable -FRLSH	Mtr	15	366.98	5,504.70
45	Gland for 1.1kV Al 4CX50 Sq.mm Double Compression Heavy Duty Ni Plated	EA	4	375.35	1,501.38
46	Lug AL Crimping 50 Sqmm XLPE Single hole	EA	10	17.03	170.27
A				**Total Cost of materials**	**3,66,196.35**
B				**Stock, Storage & Insurance i.e 3%**	**10,985.89**
C				**Sub Total C=A+B**	**3,77,182.24**
D				**Contigency @ 3% of C**	**11,315.47**
E				**Tools & Plants @ 2% of C**	**7,543.64**
F				**Transportation @ 7.5% of C**	**28,288.67**
G				**Erection Transformer/Breaker/WPB/H Pole/Joist Poles @ 5%**	**11,905.49**
H				**Erection Other @ 10%**	**13,907.24**
I				**Erection PSC Pole @ 20%**	
J				**Sub Total J=C+D+E+F+G+H+I**	**4,50,142.75**
	Civil & Services				
	Concreting of poles in ratio 1:1.5:3 for 11MTR POLE	EA	2	3,530.54	7,061.08
	Couping of poles in ratio 1:1.5:3 for for 11MTR POLE	EA	2	882.63	1,765.27
	Stay concreting in ratio 1:2:4	EA	2	1,534.00	3,068.00
	Construction of Earthing Chamber (Size: 2'X2') and RCC Slab cover as per specification including supply of material%_1	EA	7	4,130.00	28,910.00
	Construct of Boundary wall Fencing(inRM)	Mtr	18	5,664.00	1,01,952.00
	GIS coordinate mapping, drawing preparation and submission of the same for DTR,ABS,ARC,Sectionalizer,RMU etc%_1	EA	1	1,180.00	1,180.00
K				**Total Civil Part**	**1,43,936.35**
L				**Sub-Total L =J+K**	**5,94,079.10**
M				**Other Over Head (Including Supervision charges)@ 6% of L**	**-**
N				**Sub-Total N=L+M**	**5,94,079.10**
O				**CESS @ 1% of Sub-Total N**	**5,940.79**
P				**Inspection fees**	**7,500.00**
Q				**Drawing approval**	**750.00**
R				**Sub-Total R=N+O+P+Q**	**6,08,269.89**
S				**Add GST (Exempted) of Sub-Total**	**-**
T				**Grand Total**	**6,08,269.89**

Cost Estimate for Installation of 100KVA(11/0.433KV) Distribution Transformer					
Sl No	**Description of Item**	**Unit**	**Quantity**	**Landed Unit Cost inclusive of GST(In Rs.)**	**Amount(In Rs.)**
1	100KVA 11/0.4 KV(AL) Transformer,BIS Energy level-II, IS-1180,Ammendant-4	EA	1	2,23,049.50	2,23,049.50
2	WPB 160x152 (30.44KG/Mtr.),11 mtr- with base plate 300x300x12	EA	2	32,214.97	64,429.94
3	Top Channel 100X50X5mm, each channel length 2.77 Mtr	Kg	52.96	92.04	4,874.66
4	AB Switch Mounting Channel 100X50X5mm GI Channel 2.77 Mtr long	Kg	52.96	92.04	4,874.66
5	HG Fuse mounting channel 75X40X4.8mm of length 2.77 Mtr	Kg	39.56	92.04	3,640.70
6	Transformer Base Channel 100X50X5mm,each channel length 2.77 Mtr	Kg	52.96	92.04	4,874.66
7	Support Clamp for Transformer base Channel 50X8 of length 0.561 mtr	Kg	3.52	84.96	299.32
8	Transformer Belting angle 50X50X6mm of length 2.77 Mtr with side angle	Kg	24.93	92.04	2,294.56
9	LTDB supporting channel 50X50X6mm of length 2.77 Mtr	Kg	24.93	92.04	2,294.56
10	Back Clamp for LTDB 50X8 holding angle of length 0.681 Mtr	Kg	8.55	84.96	726.69
11	Channel Support for down Pipe 75X40X4.8mm., each channel length 0.750 Mtr	Kg	21.42	92.04	1,971.50
12	Back clamp for Channel Support for down pipe 50X8mm of length 0.681 mtr	Kg	8.55	84.96	726.69
13	Cable holding Clamp 50X6 for DT pole	Kg	2.87	84.96	243.41
14	Danger Plate, 11kV	EA	2.00	212.40	424.80
15	Back Clamp (25X3 mm. flat) for danger Plate WPB pole	Kg	0.66	84.96	56.15
16	GI barbed wire(2.50x2.50 mm) anticlimbing device	Kg	6	87.32	523.92
17	Back Clamp (25X3mm. Flat) for Barbed wire anticlimbing device for WPB Pole	Kg	2.64	84.96	224.59
18	Fish Plate 50X6 mm.,each 0.280 mtr. Length	Kg	3.96	84.96	336.85
19	LA 9KV 10KA Polymer Distribut class(DH)	EA	3	1,486.80	4,460.40
20	11kV AB switch 200A Polymer,3 Pole	Set	1	10,714.40	10,714.40
21	11kV H.G Fuse 200A,3Pole with PI	Set	1	7,123.66	7,123.66
22	LT Distribution Box with MCCB for 100KVA S/S	EA	1	36,681.48	36,681.48
23	Earthing Coil	EA	2.00	193.52	387.04
24	No 8 GI wire (0.131 kg/mtr.)	Kg	0.26	87.32	22.88
25	HT Stay Clamp Type-A for WPB Pole	Pair	2	306.80	613.60
26	H.T 11kV Stay set (Complete)	Set	2	1,692.12	3,384.24
27	HT stay (Guy) insulator	EA	2	102.66	205.32
28	7/10 SWG Stay Wire(3.15mm)-(Heavy)	Kg	10	90.86	908.60
29	1.1kV Al 1CX150 Sq.mm Cable -FRLSH	Mtr	12	191.16	2,293.92
30	Gland for 1.1kV Al 1CX150 Sq.mm Double Heavy Duty Ni Plated	EA	4	303.97	1,215.87
31	Lug AL Crimping 150 Sqmm XLPE Single hole	EA	4	49.96	199.84
32	11KV Polymeric Disc Insulator 70KN B&S	EA	3	177.00	531.00
33	Disc Insulator Hardware Fittings (70KN) B&S,3 Bolt	EA	3	486.16	1,458.48
34	WEDGE CONNECTOR FOR 100 SQMM.CONDUCTOR	EA	3	162.84	488.52
35	Conductor 62 mm sq ACSR Rabbit	Mtr	24	48.97	1,175.28
36	GI Nut , Bolt & Washer of different sizes	Kg	23	87.32	2,008.36
37	40mm nominal bore GI pipe (Heavy gauge) earthing device with 3 mtr .Long	EA	7	1,534.00	10,738.00
38	GI Flat 25X3 mm(0.589kg/mtr)	Kg	22.1013	84.96	1,877.73
39	Black Paint	Ltr	1	251.07	251.07
40	Yellow Colour Paint for Background	Ltr	2	251.07	502.14
41	Three Phase DT(3 phase 4 wire LTCT Mtr)	EA	1	5,566.00	5,566.00
42	BOX TP F/LTCT SMART METER200/5A W/CMP CT	EA	1	11,768.14	11,768.14
43	SEAL METER POLYCARBONATE RED COLOUR	EA	10	3.52	35.16
44	1.1kV Al 4CX95 Sq.mm Round Armoured Cable -FRLSH	Mtr	10	628.94	6,289.40
45	Gland for 1.1kV Al 4CX95 Sq.mm Double Compression Heavy Duty Ni Plated	EA	4	37.17	148.68
46	Lug AL Crimping 95 Sqmm XLPE Single hole	EA	10	37.17	371.70
A				**Total Cost of materials**	**4,27,288.06**
B				**Stock, Storage & Insurance i.e 3%**	**12,818.64**
C				**Sub Total C=A+B**	**4,40,106.70**
D				**Contigency @ 3% of C**	**13,203.20**
E				**Tools & Plants @ 2% of C**	**8,802.13**
F				**Transportation @ 7.5% of C**	**33,008.00**
G				**Erection Transformer/Breaker/WPB/H Pole/Joist Poles @ 5%**	**14,805.19**
H				**Erection Other @ 10%**	**14,400.29**
I				**Erection PSC Pole @ 20%**	
J				**Sub Total J=C+D+E+F+G+H+I**	**5,24,325.52**
	Civil & Services				
	Concreting of poles in ratio 1:1.5:3 for 11MTR POLE	EA	2	3,530.54	7,061.08
	Couping of poles in ratio 1:1.5:3 for for 11MTR POLE	EA	2	882.63	1,765.27
	Stay concreting in ratio 1:2:4	EA	2	1,534.00	3,068.00
	Construction of Earthing Chamber (Size: 2'X2') and RCC Slab cover as per specification including supply of material%_1	EA	7	4,130.00	28,910.00
	Construct of Boundary wall Fencing(inRM)	Mtr	18	5,664.00	1,01,952.00
	GIS coordinate mapping, drawing preparation and submission of the same for DTR,ABS,ARC,Sectionalizer,RMU etc%_1	EA	1	1,180.00	1,180.00
K				**Total Civil Part**	**1,43,936.35**
L				**Sub-Total L =J+K**	**6,68,261.86**
M				**Other Over Head (Including Supervision charges)@ 6% of L**	**-**
N				**Sub-Total N=L+M**	**6,68,261.86**
O				**CESS @ 1% of Sub-Total N**	**6,682.62**
P				**Inspection fees**	**7,500.00**
Q				**Drawing approval**	**750.00**
R				**Sub-Total R=N+O+P+Q**	**6,83,194.48**
S				**Add GST (Exempted) of Sub-Total**	**-**
T				**Grand Total**	**6,83,194.48**

Cost Estimate for Installation of 250KVA(11/0.433KV) Distribution Transformer					
Sl No	**Description of Item**	**Unit**	**Quantity**	**Landed Unit Cost inclusive of GST(In Rs.)**	**Amount(In Rs.)**
1	250KVA 11/0.4 KV(Cu) Transformer with Off load tap changer,BIS Energy level-II, IS-1180,Ammendant-4	EA	1	7,31,351.02	7,31,351.02
2	WPB 160x152 (30.44KG/Mtr.),11 mtr- with base plate 300x300x12	EA	2	32,214.97	64,429.94
3	Top Channel 100X50X5mm, each channel length 2.77 Mtr	Kg	52.96	92.04	4,874.66
4	AB Switch Mounting Channel 100X50X5mm GI Channel 2.77 Mtr long	Kg	52.96	92.04	4,874.66
5	HG Fuse mounting channel 75X40X4.8mm of length 2.77 Mtr	Kg	39.56	92.04	3,640.70
6	Channel Support for down Pipe 75X40X4.8mm., each channel length 0.750 Mtr	Kg	21.42	92.04	1,971.50
7	LTDB supporting channel 50X50X6mm of length 2.77 Mtr	Kg	24.93	92.04	2,294.56
8	Back clamp for Channel Support for down pipe 50X8mm of length 0.681 mtr	Kg	8.55	84.96	726.69
9	Cable holding Clamp 50X6 for DT pole	Kg	2.87	84.96	243.41
10	Danger Plate, 11kV	EA	2.00	212.40	424.80
11	Back Clamp (25X3 mm. flat) for danger Plate WPB pole	Kg	0.66	84.96	56.15
12	GI barbed wire(2.50x2.50 mm) anticlimbing device	Kg	6	87.32	523.92
13	Back Clamp (25X3mm. Flat) for Barbed wire anticlimbing device for WPB Pole	Kg	2.64	84.96	224.59
14	Fish Plate 50X6 mm.,each 0.280 mtr. Length	Kg	3.96	84.96	336.85
15	LA 9KV 10KA Polymer Distribut class(DH)	EA	3	1,486.80	4,460.40
16	11kV AB switch 200A Polymer,3 Pole	Set	1	10,714.40	10,714.40
17	11kV H.G Fuse 200A,3Pole with PI	Set	1	7,123.66	7,123.66
18	LT Distribution Box with MCCB for 250KVA S/S	EA	1	65,215.06	65,215.06
19	Earthing Coil	EA	2	193.52	387.04
20	No 8 GI wire (0.131 kg/mtr.)	Kg	0.26	87.32	22.88
21	HT Stay Clamp Type-A for WPB Pole	Pair	2	306.80	613.60
22	H.T 11kV Stay set (Complete)	Set	2	1,692.12	3,384.24
23	HT stay (Guy) insulator	EA	2	102.66	205.32
24	7/10 SWG Stay Wire(3.15mm)-(Heavy)	Kg	10	90.86	908.60
25	Flat Eye Hook for AB cable	EA	1	88.50	88.50
26	Pole clamp for EYE hook for XLPE Aerial bunched Cable	Pair	1	283.20	283.20
27	NFC Conductor Dead End Clamp suitable for bare messenger XLPE Aerial bunched cable(70-95sq mm)	EA	1	256.06	256.06
28	1.1kV Al 1CX300 Sq.mm Cable -FRLSH	Mtr	20	366.98	7,339.60
29	Gland for 1.1kV Al 1CX300 Sq.mm Double Compression Heavy Duty Ni Plated	EA	4	569.80	2,279.19
30	Lug AL Crimping 300 Sqmm XLPE Single hole	EA	4	66.67	266.68
31	11KV Polymeric Disc Insulator 70KN B&S	EA	3	177.00	531.00
32	Disc Insulator Hardware Fittings (70KN) B&S,3 Bolt	EA	3	486.16	1,458.48
33	WEDGE CONNECTOR FOR 100 SQMM.CONDUCTOR	EA	3	162.84	488.52
34	Conductor 62 mm sq ACSR Rabbit	Mtr	24	48.97	1,175.28
35	GI Nut , Bolt & Washer of different sizes	Kg	25	87.32	2,183.00
36	40mm nominal bore GI pipe (Heavy gauge) earthing device with 3 mtr .Long	EA	7	1,534.00	10,738.00
37	GI Flat 25X3 mm(0.589kg/mtr)	Kg	41.23	84.96	3,502.90
38	Black Paint	Ltr	1	251.07	251.07
39	Yellow Colour Paint for Background	Ltr	2	251.07	502.14
40	Three Phase DT(3 phase 4 wire LTCT Mtr)	EA	1	5,566.00	5,566.00
41	BOX TP F/LTCT SMART METER400/5A W/CMP CT	EA	1	16,132.96	16,132.96
42	SEAL METER POLYCARBONATE RED COLOUR	EA	10	3.52	35.16
43	1.1kV Al 4CX150 Sq.mm Round Armoured Cable -FRLSH	Mtr	15	1,003.00	15,045.00
44	Gland for 1.1kV Al 4CX150 Sq.mm Double Compression Heavy Duty Ni Plated	EA	4	330.40	1,321.60
45	Lug AL Crimping 150 Sqmm XLPE Single hole	EA	10	49.96	499.61
A				**Total Cost of materials**	**9,78,952.59**
B				**Stock, Storage & Insurance i.e 3%**	**29,368.58**
C				**Sub Total C=A+B**	**10,08,321.17**
D				**Contigency @ 3% of C**	**30,249.64**
E				**Tools & Plants @ 2% of C**	**20,166.42**
F				**Transportation @ 7.5% of C**	**75,624.09**
G				**Erection Transformer/Breaker/WPB/H Pole/Joist Poles @ 5%**	**40,982.72**
H				**Erection Other @ 10%**	**18,866.68**
I				**Erection PSC Pole @ 20%**	
J				**Sub Total J=C+D+E+F+G+H+I**	**11,94,210.71**
	Civil & Services				
	Concreting of poles in ratio 1:1.5:3 for 11MTR POLE	EA	2	3,530.54	7,061.08
	Couping of poles in ratio 1:1.5:3 for for 11MTR POLE	EA	2	882.63	1,765.27
	Stay concreting in ratio 1:2:4	EA	2	1,534.00	3,068.00
	Construction of Earthing Chamber (Size: 2'X2') and RCC Slab cover as per specification including supply of material%_1	EA	7	4,130.00	28,910.00
	Constr of TRF Plinth for upto 500KVA	EA	1	33,040.00	33,040.00
	Const Plinth L.T. DB BOX for 250-500KVA	EA	1	8,260.00	8,260.00
	Construction of FRP fencing	SQ.MM	32	4,130.00	1,32,160.00
	GIS coordinate mapping, drawing preparation and submission of the same for DTR,ABS,ARC,Sectionalizer,RMU etc%_1	EA	1	1,180.00	1,180.00
K				**Total Civil Part**	**2,15,444.35**
L				**Sub-Total L =J+K**	**14,09,655.06**
M				**Other Over Head (Including Supervision charges)@ 6% of L**	**-**
N				**Sub-Total N=L+M**	**14,09,655.06**
O				**CESS @ 1% of Sub-Total N**	**14,096.55**
P				**Inspection fees**	**10,500.00**
Q				**Drawing approval**	**750.00**
R				**Sub-Total R=N+O+P+Q**	**14,35,001.61**
S				**Add GST (Exempted) of Sub-Total**	**-**
T				**Grand Total**	**14,35,001.61**

Cost Estimate for Installation of 500KVA(11/0.433KV) Distribution Transformer					
Sl No	**Description of Item**	**Unit**	**Quantity**	**Landed Unit Cost inclusive of GST(In Rs.)**	**Amount(In Rs.)**
1	500KVA 11/0.4 KV(Cu) Transformer with Off load tap changer,BIS Energy level-II, IS-1180,Ammendant-4	EA	1	14,45,668.74	14,45,668.74
2	WPB 160x152 (30.44KG/Mtr.),11 mtr- with base plate 300x300x12	EA	2	32,214.97	64,429.94
3	Top Channel 100X50X5mm, each channel length 2.77 Mtr	Kg	52.96	92.04	4,874.66
4	AB Switch Mounting Channel 100X50X5mm GI Channel 2.77 Mtr long	Kg	52.96	92.04	4,874.66
5	HG Fuse mounting channel 75X40X4.8mm of length 2.77 Mtr	Kg	39.56	92.04	3,640.70
6	Channel Support for down Pipe 75X40X4.8mm., each channel length 0.750 Mtr	Kg	21.42	92.04	1,971.50
7	LTDB supporting channel 50X50X6mm of length 2.77 Mtr	Kg	24.93	92.04	2,294.56
8	Back clamp for Channel Support for down pipe 50X8mm of length 0.681 mtr	Kg	8.55	84.96	726.69
9	Cable holding Clamp 50X6 for DT pole	Kg	2.87	84.96	243.41
10	Danger Plate, 11kV	EA	2.00	212.40	424.80
11	Back Clamp (25X3 mm. flat) for danger Plate WPB pole	Kg	0.66	84.96	56.15
12	GI barbed wire(2.50x2.50 mm) anticlimbing device	Kg	6	87.32	523.92
13	Back Clamp (25X3mm. Flat) for Barbed wire anticlimbing device for WPB Pole	Kg	2.64	84.96	224.59
14	Fish Plate 50X6 mm.,each 0.280 mtr. Length	Kg	3.96	84.96	336.85
15	LA 9KV 10KA Polymer Distribut class(DH)	EA	3	1,486.80	4,460.40
16	11kV AB switch 200A Polymer,3 Pole	Set	1	10,714.40	10,714.40
17	11kV H.G Fuse 200A,3Pole with PI	Set	1	7,123.66	7,123.66
18	LT Distribution Box with MCCB for 500KVA S/S	EA	1	97,545.88	97,545.88
19	Earthing Coil	EA	2	193.52	387.04
20	No 8 GI wire (0.131 kg/mtr.)	Kg	0.26	87.32	22.88
21	HT Stay Clamp Type-A for WPB Pole	Pair	2	306.80	613.60
22	H.T 11kV Stay set (Complete)	Set	2	1,692.12	3,384.24
23	HT stay (Guy) insulator	EA	2	102.66	205.32
24	7/10 SWG Stay Wire(3.15mm)-(Heavy)	Kg	10	90.86	908.60
25	Flat Eye Hook for AB cable	EA	1	88.50	88.50
26	Pole clamp for EYE hook for XLPE Aerial bunched Cable	Pair	1	283.20	283.20
27	NFC Conductor Dead End Clamp suitable for bare messenger XLPE Aerial bunched cable(70-95sq mm)	EA	1	256.06	256.06
28	1.1kV Al 1CX630 Sq.mm Cable -FRLSH	Mtr	40	757.56	30,302.40
29	Gland for 1.1kV Al 1CX630 Sq.mm Double Compression Heavy Duty Ni Plated	EA	4	602.44	2,409.75
30	Lug AL Crimping 630 Sqmm XLPE Single hole	EA	4	280.49	1,121.94
31	11KV Polymeric Disc Insulator 70KN B&S	EA	3	177.00	531.00
32	Disc Insulator Hardware Fittings (70KN) B&S,3 Bolt	EA	3	486.16	1,458.48
33	WEDGE CONNECTOR FOR 100 SQMM.CONDUCTOR	EA	3	162.84	488.52
34	Conductor 62 mm sq ACSR Rabbit	Mtr	24	48.97	1,175.28
35	GI Nut , Bolt & Washer of different sizes	Kg	25	87.32	2,183.00
36	40mm nominal bore GI pipe (Heavy gauge) earthing device with 3 mtr .Long	EA	7	1,534.00	10,738.00
37	GI Flat 25X3 mm(0.589kg/mtr)	Kg	41.23	84.96	3,502.90
38	Black Paint	Ltr	1	251.07	251.07
39	Yellow Colour Paint for Background	Ltr	2	251.07	502.14
40	Three Phase DT(3 phase 4 wire LTCT Mtr)	EA	1	5,566.00	5,566.00
41	CT RING TYPE RATIO 800/5A	EA	1	590.00	590.00
42	SEAL METER POLYCARBONATE RED COLOUR	EA	10	3.52	35.16
43	1.1kV Al 4CX300 Sq.mm Round Armoured Cable -FRLSH	Mtr	15	1,854.96	27,824.40
44	Gland for 1.1kV Al 4CX300 Sq.mm Double Compression Heavy Duty Ni Plated	EA	4	1,340.50	5,362.01
45	Lug AL Crimping 300 Sqmm XLPE Single hole	EA	10	66.67	666.70
A				**Total Cost of materials**	**17,50,326.99**
B				**Stock, Storage & Insurance i.e 3%**	**52,509.81**
C				**Sub Total C=A+B**	**18,02,836.80**
D				**Contigency @ 3% of C**	**54,085.10**
E				**Tools & Plants @ 2% of C**	**36,056.74**
F				**Transportation @ 7.5% of C**	**1,35,212.76**
G				**Erection Transformer/Breaker/WPB/H Pole/Joist Poles @ 5%**	**77,770.08**
H				**Erection Other @ 10%**	**24,743.52**
I				**Erection PSC Pole @ 20%**	
J				**Sub Total J=C+D+E+F+G+H+I**	**21,30,705.00**
	Civil & Services				
	Concreting of poles in ratio 1:1.5:3 for 11MTR POLE	EA	2	3,530.54	7,061.08
	Couping of poles in ratio 1:1.5:3 for for 11MTR POLE	EA	2	882.63	1,765.27
	Stay concreting in ratio 1:2:4	EA	2	1,534.00	3,068.00
	Construction of Earthing Chamber (Size: 2'X2') and RCC Slab cover as per specification including supply of material%_1	EA	7	4,130.00	28,910.00
	Constr of TRF Plinth for upto 500KVA	EA	1	33,040.00	33,040.00
	Const Plinth L.T. DB BOX for 250-500KVA	EA	1	8,260.00	8,260.00
	Construction of FRP fencing	SQ.MM	32	4,130.00	1,32,160.00
	GIS coordinate mapping, drawing preparation and submission of the same for DTR,ABS,ARC,Sectionalizer,RMU etc%_1	EA	1	1,180.00	1,180.00
K				**Total Civil Part**	**2,15,444.35**
L				**Sub-Total L =J+K**	**23,46,149.35**
M				**Other Over Head (Including Supervision charges)@ 6% of L**	**-**
N				**Sub-Total N=L+M**	**23,46,149.35**
O				**CESS @ 1% of Sub-Total N**	**23,461.49**
P				**Inspection fees**	**10,500.00**
Q				**Drawing approval**	**750.00**
R				**Sub-Total R=N+O+P+Q**	**23,80,860.84**
S				**Add GST (Exempted) of Sub-Total**	**-**
T				**Grand Total**	**23,80,860.84**

Cost Estimate for Augmentation to 25KVA(11/0.433KV) Distribution Transformer					
Sl No	**Description of Item**	**Unit**	**Quantity**	**Landed Unit Cost inclusive of GST(In Rs.)**	**Amount(In Rs.)**
1	25KVA 11/0.4 KV(AL) Transformer,BIS Energy level-II, IS-1180,Ammendant-4	EA	1	84,706.30	84,706.30
2	WPB 160x152 (30.44KG/Mtr.),11 mtr- with base plate 300x300x12	EA	2	32,214.97	64,429.94
3	Top Channel 100X50X5mm, each channel length 2.77 Mtr	Kg	52.96	92.04	4,874.66
4	AB Switch Mounting Channel 100X50X5mm GI Channel 2.77 Mtr long	Kg	52.96	92.04	4,874.66
5	HG Fuse mounting channel 75X40X4.8mm of length 2.77 Mtr	Kg	39.56	92.04	3,640.70
6	Transformer Base Channel 100X50X5mm,each channel length 2.77 Mtr	Kg	52.96	92.04	4,874.66
7	Support Clamp for Transformer base Channel 50X8 of length 0.561 mtr	Kg	3.52	84.96	299.32
8	Transformer Belting angle 50X50X6mm of length 2.77 Mtr with side angle	Kg	24.93	92.04	2,294.56
9	LTDB supporting channel 50X50X6mm of length 2.77 Mtr	Kg	24.93	92.04	2,294.56
10	Back Clamp for LTDB 50X8 holding angle of length 0.681 Mtr	Kg	8.55	84.96	726.69
11	Channel Support for down Pipe 75X40X4.8mm., each channel length 0.750 Mtr	Kg	21.42	92.04	1,971.50
12	Back clamp for Channel Support for down pipe 50X8mm of length 0.681 mtr	Kg	8.55	84.96	726.69
13	Cable holding Clamp 50X6 for DT pole	Kg	2.87	84.96	243.41
14	Danger Plate, 11kV	EA	2.00	212.40	424.80
15	Back Clamp (25X3 mm. flat) for danger Plate WPB pole	Kg	0.66	84.96	56.15
16	GI barbed wire(2.50x2.50 mm) anticlimbing device	Kg	6	87.32	523.92
17	Back Clamp (25X3mm. Flat) for Barbed wire anticlimbing device for WPB Pole	Kg	2.64	84.96	224.59
18	Fish Plate 50X6 mm.,each 0.280 mtr. Length	Kg	3.96	84.96	336.85
19	LA 9KV 10KA Polymer Distribut class(DH)	EA	3	1,486.80	4,460.40
20	11kV AB switch 200A Polymer,3 Pole	Set	1	10,714.40	10,714.40
21	11kV H.G Fuse 200A,3Pole with PI	Set	1	7,123.66	7,123.66
22	LT Distribution Box with MCCB for 25KVA S/S	EA	1	31,529.60	31,529.60
23	Earthing Coil	EA	2.00	193.52	387.04
24	No 8 GI wire (0.131 kg/mtr.)	Kg	0.26	87.32	22.88
25	HT Stay Clamp Type-A for WPB Pole	Pair	2	306.80	613.60
26	H.T 11kV Stay set (Complete)	Set	2	1,692.12	3,384.24
27	HT stay (Guy) insulator	EA	2	102.66	205.32
28	7/10 SWG Stay Wire(3.15mm)-(Heavy)	Kg	10	90.86	908.60
29	1.1kV Al 1CX50 Sq.mm Cable -FRLSH	Mtr	20	70.80	1,416.00
30	Gland for 1.1kV AL 1CX50 Sq.mm DC Heavy Duty NI Plated	EA	4	129.45	517.78
31	Lug AL Crimping 50 Sqmm XLPE Single hole	EA	4	17.03	68.11
32	11KV Polymeric Disc Insulator 70KN B&S	EA	3	177.00	531.00
33	Disc Insulator Hardware Fittings (70KN) B&S,3 Bolt	EA	3	486.16	1,458.48
34	WEDGE CONNECTOR FOR 100 SQMM.CONDUCTOR	EA	3	162.84	488.52
35	Conductor 62 mm sq ACSR Rabbit	Mtr	24	48.97	1,175.28
36	GI Nut , Bolt & Washer of different sizes	Kg	25	87.32	2,183.00
37	40mm nominal bore GI pipe (Heavy gauge) earthing device with 3 mtr .Long	EA	7	1,534.00	10,738.00
38	GI Flat 25X3 mm(0.589kg/mtr)	Kg	41.23	84.96	3,502.90
39	Black Paint	Ltr	1	251.07	251.07
40	Yellow Colour Paint for Background	Ltr	2	251.07	502.14
41	Three Phase DT(3 phase 4 wire LTCT Mtr)	EA	1	5,566.00	5,566.00
42	BOX TP F/LTCT SMART METER100/5A W/CMP CT	EA	1	10,228.24	10,228.24
43	SEAL METER POLYCARBONATE RED COLOUR	EA	10	3.52	35.16
44	1.1kV Al 4CX25 Sq.mm Round Armoured Cable -FRLSH	Mtr	15	228.92	3,433.80
45	Gland for 1.1kV Al 4CX25 Sq.mm Double Compression Heavy Duty Ni Plated	EA	4	291.25	1,164.99
46	Lug AL Crimping 25 Sqmm XLPE Single hole	EA	10	7.14	71.39
A				**Total Cost of materials**	**2,80,205.55**
B				**Stock, Storage & Insurance i.e 3%**	**8,406.17**
C				**Sub Total C=A+B**	**2,88,611.72**
D				**Contigency @ 3% of C**	**8,658.35**
E				**Tools & Plants @ 2% of C**	**5,772.23**
F				**Transportation @ 7.5% of C**	**21,645.88**
G				**Erection Transformer/Breaker/WPB/H Pole/Joist Poles @ 5%**	**7,680.52**
H				**Erection Other @ 10%**	**13,500.14**
I				**Erection PSC Pole @ 20%**	
J				**Sub Total J=C+D+E+F+G+H+I**	**3,45,868.83**
	Civil & Services				
	Concreting of poles in ratio 1:1.5:3 for 11MTR POLE	EA	2	3,530.54	7,061.08
	Couping of poles in ratio 1:1.5:3 for for 11MTR POLE	EA	2	882.63	1,765.27
	Stay concreting in ratio 1:2:4	EA	2	1,534.00	3,068.00
	Construction of Earthing Chamber (Size: 2'X2') and RCC Slab cover as per specification including supply of material%_1	EA	7	4,130.00	28,910.00
	Construct of Boundary wall Fencing(inRM)	Mtr	18	5,664.00	1,01,952.00
	GIS coordinate mapping, drawing preparation and submission of the same for DTR,ABS,ARC,Sectionalizer,RMU etc%_1	EA	1	1,180.00	1,180.00
K				**Total Civil Part**	**1,43,936.35**
L				**Sub-Total L =J+K**	**4,89,805.18**
M				**Other Over Head (Including Supervision charges)@ 6% of L**	**-**
N				**Sub-Total N=L+M**	**4,89,805.18**
O				**CESS @ 1% of Sub-Total N**	**4,898.05**
P				**Inspection fees**	**7,500.00**
Q				**Drawing approval**	**750.00**
R				**Sub-Total R=N+O+P+Q**	**5,02,953.24**
S				**Add GST (Exempted) of Sub-Total**	**-**
T				**Grand Total**	**5,02,953.24**

Cost Estimate for Augmentation to 63KVA(11/0.433KV) Distribution Transformer

Sl No	Description of Item	Unit	Quantity	Landed Unit Cost inclusive of GST(In Rs.)	Amount(In Rs.)
1	63KVA 11/0.4 KV(AL) Transformer,BIS Energy level-II, IS-1180,Ammendant-4	EA	1	1,66,744.62	1,66,744.62
2	LTDB supporting channel 50X50X6mm of length 2.77 Mtr	Kg	24.93	92.04	2,294.56
3	Back Clamp for LTDB 50X8 holding angle of length 0.681 Mtr	Kg	8.55	84.96	726.69
4	Cable holding Clamp 50X6 for DT pole	Kg	2.87	84.96	243.41
5	LA 9KV 10KA Polymer Distribut class(DH)	EA	3	1,486.80	4,460.40
6	LT Distribution Box with MCCB for 63KVA S/S	EA	1	31,848.20	31,848.20
7	1.1kV Al 1CX95 Sq.mm Cable -FRLSH	Mtr	20	121.54	2,430.80
8	Gland for 1.1kV Al 1CX95 Sq.mm Double Heavy Duty Ni Plated	EA	4	137.53	550.12
9	Lug AL Crimping 95 Sqmm XLPE Single hole	EA	4	37.17	148.68
10	Conductor 62 mm sq ACSR Rabbit	Mtr	24	48.97	1,175.28
11	GI Nut , Bolt & Washer of different sizes	Kg	5	87.32	436.60
12	40mm nominal bore GI pipe (Heavy gauge) earthing device with 3 mtr .Long	EA	7	1,534.00	10,738.00
13	GI Flat 25X3 mm(0.589kg/ mtr)	Kg	41.23	84.96	3,502.90
A				**Total Cost of materials**	**2,25,300.26**
B				**Stock, Storage & Insurance i.e 3%**	**6,759.01**
C				**Sub Total C=A+B**	**2,32,059.27**
D				**Contigency @ 3% of C**	**6,961.78**
E				**Tools & Plants @ 2% of C**	**4,641.19**
F				**Transportation @ 7.5% of C**	**17,404.45**
G				**Erection Transformer/Breaker/WPB/H Pole/Joist Poles @ 5%**	**8,587.35**
H				**Erection Other @ 10%**	**6,031.23**
I				**Erection PSC Pole @ 20%**	
J				**Sub Total J=C+D+E+F+G+H+I**	**2,75,685.26**
	Civil & Services				
	Construction of Earthing Chamber (Size: 2'X2') and RCC Slab cover as per specification including supply of material%_1	EA	7	4,130.00	28,910.00
	Dismantling of 25KVA Dist TRF	EA	1	1,534.35	1,534.35
	Construct of Boundary wall Fencing(inRM)	Mtr	18	5,664.00	1,01,952.00
	GIS coordinate mapping, drawing preparation and submission of the same for DTR,ABS,ARC,Sectionalizer,RMU etc%_1	EA	1	1,180.00	1,180.00
K				**Total Civil Part**	**1,33,576.35**
L				**Sub-Total L =J+K**	**4,09,261.61**
M				**Other Over Head (Including Supervision charges)@ 6% of L**	**-**
N				**Sub-Total N=L+M**	**4,09,261.61**
O				**CESS @ 1% of Sub-Total N**	**4,092.62**
P				**Inspection fees**	**-**
Q				**Drawing approval**	**-**
R				**Sub-Total R=N+O+P+Q**	**4,13,354.22**
S				**Add GST (Exempted) of Sub-Total**	**-**
T				**Grand Total**	**4,13,354.22**

Cost Estimate for Augmentation to 100KVA(11/0.433KV) Distribution Transformer

Sl No	Description of Item	Unit	Quantity	Landed Unit Cost inclusive of GST(In Rs.)	Amount(In Rs.)
1	100KVA 11/0.4 KV(AL) Transformer,BIS Energy level-II, IS-1180,Ammendant-4	EA	1	2,23,049.50	2,23,049.50
2	LTDB supporting channel 50X50X6mm of length 2.77 Mtr	Kg	24.93	92.04	2,294.56
3	Back Clamp for LTDB 50X8 holding angle of length 0.681 Mtr	Kg	8.55	84.96	726.69
4	Cable holding Clamp 50X6 for DT pole	Kg	2.87	84.96	243.41
5	LA 9KV 10KA Polymer Distribut class(DH)	EA	3	1,486.80	4,460.40
6	LT Distribution Box with MCCB for 100KVA S/S	EA	1	36,681.48	36,681.48
7	1.1kV Al 1CX150 Sq.mm Cable -FRLSH	Mtr	20	191.16	3,823.20
8	Gland for 1.1kV Al 1CX150 Sq.mm Double Heavy Duty Ni Plated	EA	4	303.97	1,215.87
9	Lug AL Crimping 150 Sqmm XLPE Single hole	EA	4	49.96	199.84
10	Conductor 62 mm sq ACSR Rabbit	Mtr	24	48.97	1,175.28
11	GI Nut , Bolt & Washer of different sizes	Kg	5	87.32	436.60
12	40mm nominal bore GI pipe (Heavy gauge) earthing device with 3 mtr .Long	EA	7	1,534.00	10,738.00
13	GI Flat 25X3 mm(0.589kg/ mtr)	Kg	41.23	84.96	3,502.90
A				**Total Cost of materials**	**2,88,547.74**
B				**Stock, Storage & Insurance i.e 3%**	**8,656.43**
C				**Sub Total C=A+B**	**2,97,204.17**
D				**Contigency @ 3% of C**	**8,916.13**
E				**Tools & Plants @ 2% of C**	**5,944.08**
F				**Transportation @ 7.5% of C**	**22,290.31**
G				**Erection Transformer/Breaker/WPB/H Pole/Joist Poles @ 5%**	**11,487.05**
H				**Erection Other @ 10%**	**6,746.32**
I				**Erection PSC Pole @ 20%**	
J				**Sub Total J=C+D+E+F+G+H+I**	**3,52,588.06**
	Civil & Services				
	Construction of Earthing Chamber (Size: 2'X2') and RCC Slab cover as per specification including supply of material%_1	EA	7	4,130.00	28,910.00
	Dismantling of 63KVA Dist TRF	EA	1	1,841.22	1,841.22
	Construct of Boundary wall Fencing(inRM)	Mtr	18	5,664.00	1,01,952.00
	GIS coordinate mapping, drawing preparation and submission of the same for DTR,ABS,ARC,Sectionalizer,RMU etc%_1	EA	1	1,180.00	1,180.00
K				**Total Civil Part**	**1,33,883.22**
L				**Sub-Total L =J+K**	**4,86,471.28**
M				**Other Over Head (Including Supervision charges)@ 6% of L**	**-**
N				**Sub-Total N=L+M**	**4,86,471.28**
O				**CESS @ 1% of Sub-Total N**	**4,864.71**
P				**Inspection fees**	**-**
Q				**Drawing approval**	**-**
R				**Sub-Total R=N+O+P+Q**	**4,91,336.00**
S				**Add GST (Exempted) of Sub-Total**	**-**
T				**Grand Total**	**4,91,336.00**

Cost Estimate for Augmentation to 250KVA(11/0.433KV) Distribution Transformer

Sl No	Description of Item	Unit	Quantity	Landed Unit Cost inclusive of GST(In Rs.)	Amount(In Rs.)
1	250KVA 11/0.4 KV(Cu) Transformer with Off load tap changer,BIS Energy level-II, IS-1180,Ammendant-4	EA	1	7,31,351.02	7,31,351.02
2	LTDB supporting channel 50X50X6mm of length 2.77 Mtr	Kg	24.93	92.04	2,294.56
3	Cable holding Clamp 50X6 for DT pole	Kg	2.87	84.96	243.41
4	LA 9KV 10KA Polymer Distribut class(DH)	EA	3	1,486.80	4,460.40
5	LT Distribution Box with MCCB for 250KVA S/S	EA	1	65,215.06	65,215.06
6	1.1kV Al 1CX300 Sq.mm Cable -FRLSH	Mtr	20	366.98	7,339.60
7	Gland for 1.1kV Al 1CX300 Sq.mm Double Compression Heavy Duty Ni Plated	EA	4	569.80	2,279.19
8	Lug AL Crimping 300 Sqmm XLPE Single hole	EA	4	66.67	266.68
9	Conductor 62 mm sq ACSR Rabbit	Mtr	24	48.97	1,175.28
10	GI Nut , Bolt & Washer of different sizes	Kg	5	87.32	436.60
11	40mm nominal bore GI pipe (Heavy gauge) earthing device with 3 mtr .Long	EA	7	1,534.00	10,738.00
12	GI Flat 25X3 mm(0.589kg/mtr)	Kg	41.23	84.96	3,502.90
A				**Total Cost of materials**	**8,29,302.71**
B				**Stock, Storage & Insurance i.e 3%**	**24,879.08**
C				**Sub Total C=A+B**	**8,54,181.79**
D				**Contigency @ 3% of C**	**25,625.45**
E				**Tools & Plants @ 2% of C**	**17,083.64**
F				**Transportation @ 7.5% of C**	**64,063.63**
G				**Erection Transformer/Breaker/WPB/H Pole/Joist Poles @ 5%**	**37,664.58**
H				**Erection Other @ 10%**	**10,089.02**
I				**Erection PSC Pole @ 20%**	
J				**Sub Total J=C+D+E+F+G+H+I**	**10,08,708.11**
	Civil & Services				
	Construction of Earthing Chamber (Size: 2'X2') and RCC Slab cover as per specification including supply of material%_1	EA	7	4,130.00	28,910.00
	Dismantling of 100KVA Dist TRF	EA	1	3,262.64	3,262.64
	Constr of TRF Plinth for upto 500KVA	EA	1	33,040.00	33,040.00
	Const Plinth L.T. DB BOX for 250-500KVA	EA	1	8,260.00	8,260.00
	Construction of FRP fencing	SQ.MM	32	4,130.00	1,32,160.00
	GIS coordinate mapping, drawing preparation and submission of the same for DTR,ABS,ARC,Sectionalizer,RMU etc%_1	EA	1	1,180.00	1,180.00
K				**Total Civil Part**	**2,06,812.64**
L				**Sub-Total L =J+K**	**12,15,520.75**
M				**Other Over Head (Including Supervision charges)@ 6% of L**	**-**
N				**Sub-Total N=L+M**	**12,15,520.75**
O				**CESS @ 1% of Sub-Total N**	**12,155.21**
P				**Inspection fees**	**-**
Q				**Drawing approval**	**-**
R				**Sub-Total R=N+O+P+Q**	**12,27,675.96**
S				**Add GST (Exempted) of Sub-Total**	**-**
T				**Grand Total**	**12,27,675.96**

Cost Estimate for Augmentation to 500KVA(11/0.433KV) Distribution Transformer

Sl No	Description of Item	Unit	Quantity	Landed Unit Cost inclusive of GST(In Rs.)	Amount(In Rs.)
1	500KVA 11/0.4 KV(Cu) Transformer with Off load tap changer,BIS Energy level-II, IS-1180,Ammendant-4	EA	1	14,45,668.74	14,45,668.74
2	LTDB supporting channel 50X50X6mm of length 2.77 Mtr	Kg	24.93	92.04	2,294.56
3	Cable holding Clamp 50X6 for DT pole	Kg	2.87	84.96	243.41
4	LA 9KV 10KA Polymer Distribut class(DH)	EA	3	1,486.80	4,460.40
5	LT Distribution Box with MCCB for 500KVA S/S	EA	1	97,545.88	97,545.88
6	1.1kV Al 1CX630 Sq.mm Cable -FRLSH	Mtr	40	757.56	30,302.40
7	Gland for 1.1kV Al 1CX630 Sq.mm Double Compression Heavy Duty Ni Plated	EA	4	602.44	2,409.75
8	Lug AL Crimping 630 Sqmm XLPE Single hole	EA	4	280.49	1,121.94
9	Conductor 62 mm sq ACSR Rabbit	Mtr	24	48.97	1,175.28
10	GI Nut , Bolt & Washer of different sizes	Kg	5	87.32	436.60
11	40mm nominal bore GI pipe (Heavy gauge) earthing device with 3 mtr .Long	EA	7	1,534.00	10,738.00
12	GI Flat 25X3 mm(0.589kg/mtr)	Kg	41.23	84.96	3,502.90
A				**Total Cost of materials**	**15,99,899.86**
B				**Stock, Storage & Insurance i.e 3%**	**47,997.00**
C				**Sub Total C=A+B**	**16,47,896.86**
D				**Contigency @ 3% of C**	**49,436.91**
E				**Tools & Plants @ 2% of C**	**32,957.94**
F				**Transportation @ 7.5% of C**	**1,23,592.26**
G				**Erection Transformer/Breaker/WPB/H Pole/Joist Poles @ 5%**	**74,451.94**
H				**Erection Other @ 10%**	**15,885.81**
I				**Erection PSC Pole @ 20%**	
J				**Sub Total J=C+D+E+F+G+H+I**	**19,44,221.71**
	Civil & Services				
	Construction of Earthing Chamber (Size: 2'X2') and RCC Slab cover as per specification including supply of material%_1	EA	7	4,130.00	28,910.00
	Dismantling of 250KVA Dist TRF	EA	1	4,904.08	4,904.08
	Constr of TRF Plinth for upto 500KVA	EA	1	33,040.00	33,040.00
	Const Plinth L.T. DB BOX for 250-500KVA	EA	1	8,260.00	8,260.00
	Construction of FRP fencing	SQ.MM	32	4,130.00	1,32,160.00
	GIS coordinate mapping, drawing preparation and submission of the same for DTR,ABS,ARC,Sectionalizer,RMU etc%_1	EA	1	1,180.00	1,180.00
K				**Total Civil Part**	**2,08,454.08**
L				**Sub-Total L =J+K**	**21,52,675.79**
M				**Other Over Head (Including Supervision charges)@ 6% of L**	**-**
N				**Sub-Total N=L+M**	**21,52,675.79**
O				**CESS @ 1% of Sub-Total N**	**21,526.76**
P				**Inspection fees**	**-**
Q				**Drawing approval**	**-**
R				**Sub-Total R=N+O+P+Q**	**21,74,202.55**
S				**Add GST (Exempted) of Sub-Total**	**-**
T				**Grand Total**	**21,74,202.55**

Cost Estimate for Augmentation to 630KVA(11/0.433KV) Distribution Transformer					
Sl No	**Description of Item**	**Unit**	**Quantity**	**Landed Unit Cost inclusive of GST(In Rs.)**	**Amount(In Rs.)**
1	11/0.4kV 630kVA (Cu) Distribution Transformer BIS Level-II	EA	1	17,40,500.00	17,40,500.00
2	11KV,1 Way ,Motorized.630A ,21 kA/3 sec,Outdoor Type (1 BKR)	EA	1	4,37,215.96	4,37,215.96
3	11kV AL 3CX400 Sqmm XLPE Cable armoured-FRLSH	Mtr	20	2,802.50	56,050.00
4	Heat shrinkable jointing kit for 3Cx400 mm² 11KV XLPE Cable(outdoor type)	EA	2	3,422.00	6,844.00
5	JT Kit 11KV I/D 3CX400SQMM SCREEN TYPE TOUCH PROF	EA	2	28,154.80	56,309.60
6	11kV AB switch 400A Polymer,3 Pole	Set	1	12,946.96	12,946.96
7	11kV H.G Fuse 400A,3Pole with PI	Set	1	8,755.60	8,755.60
8	LTDB supporting channel 50X50X6mm of length 2.77 Mtr	Kg	49.86	92.04	4,589.11
9	Cable holding Clamp 50X6 for DT pole	Kg	5.73	84.96	486.83
10	LA 9KV 10KA Polymer Distribut class(DH)	EA	6	1,486.80	8,920.80
11	LT ACB 400A	EA	4	1,33,799.02	5,35,196.08
12	1.1kV Al 1CX630 Sq.mm Cable -FRLSH	Mtr	40	757.56	30,302.40
13	Gland for 1.1kV Al 1CX630 Sq.mm Double Compression Heavy Duty Ni Plated	EA	24	602.44	14,458.49
14	Lug AL Crimping 630 Sqmm XLPE Single hole	EA	24	280.49	6,731.66
15	Conductor 62 mm sq ACSR Rabbit	Mtr	24	48.97	1,175.28
16	GI Nut , Bolt & Washer of different sizes	Kg	5	87.32	436.60
17	40mm nominal bore GI pipe (Heavy gauge) earthing device with 3 mtr .Long	EA	7	1,534.00	10,738.00
18	GI Flat 25X3 mm(0.589kg/mtr)	Kg	41.23	84.96	3,502.90
A				**Total Cost of materials**	**29,35,160.28**
B				**Stock, Storage & Insurance i.e 3%**	**88,054.81**
C				**Sub Total C=A+B**	**30,23,215.09**
D				**Contigency @ 3% of C**	**90,696.45**
E				**Tools & Plants @ 2% of C**	**60,464.30**
F				**Transportation @ 7.5% of C**	**2,26,741.13**
G				**Erection Transformer/Breaker/WPB/H Pole/Joist Poles @ 5%**	**1,12,152.37**
H				**Erection Other @ 10%**	**72,243.61**
I				**Erection PSC Pole @ 20%**	
J				**Sub Total J=C+D+E+F+G+H+I**	**35,85,512.96**
	Civil & Services				
	Construction of Earthing Chamber (Size: 2'X2') and RCC Slab cover as per specification including supply of material%_1	EA	7	4,130.00	28,910.00
	LAY CBL PWR XLPE 11KV TOW/TRAY/Pole	Mtr	20	118.00	2,360.00
	Dismantling of 250KVA Dist TRF	EA	1	4,904.08	4,904.08
	Dismantl of GO/AB Switch/istr (11 /33KV)	SET	2	1,200.00	2,400.00
	Civil cost. for mak. plinth 630-1000KVA	EA	1	47,200.00	47,200.00
	Const of plinth for LT ACB 400-800A	EA	4	6,035.11	24,140.44
	Construction of RMU foundation O/D	EA	1	33,040.00	33,040.00
	Construction of FRP fencing	SQ.MM	40	4,130.00	1,65,200.00
	GIS coordinate mapping, drawing preparation and submission of the same for DTR,ABS,ARC,Sectionalizer,RMU etc%_1	EA	1	1,180.00	1,180.00
K				**Total Civil Part**	**3,09,334.52**
L				**Sub-Total L =J+K**	**38,94,847.48**
M				**Other Over Head (Including Supervision charges)@ 6% of L**	**-**
N				**Sub-Total N=L+M**	**38,94,847.48**
O				**CESS @ 1% of Sub-Total N**	**38,948.47**
P				**Inspection fees**	**-**
Q				**Drawing approval**	**-**
R				**Sub-Total R=N+O+P+Q**	**39,33,795.96**
S				**Add GST (Exempted) of Sub-Total**	**-**
T				**Grand Total**	**39,33,795.96**

Cost Estimate for Underground 630KVA(11/0.433KV) Distribution Transformer

Sl No	Description of Item	Unit	Quantity	Landed Unit Cost inclusive of GST(In Rs.)	Amount(In Rs.)
1	630KVA, 11/0.433kV, CRGO Stacked Core type, Copper Wound,LV Foil and and HV Multilayer enamel winding	EA	1	37,76,000.00	37,76,000.00
2	11KV,1 Way ,Motorized.630A ,21 kA/3 sec,Outdoor Type (1 BKR) +AUX PT	EA	1	4,88,613.22	4,88,613.22
3	11kV AL 3CX400 Sqmm XLPE Cable armoured-FRLSH	Mtr	20	2,802.50	56,050.00
4	Heat shrinkable jointing kit for 3Cx400 mm² 11KV XLPE Cable(outdoor type)	EA	2	3,422.00	6,844.00
5	JT Kit 11KV I/D 3CX400SQMM SCREEN TYPE TOUCH PROF	EA	2	28,154.80	56,309.60
6	LTDB supporting channel 50X50X6mm of length 2.77 Mtr	Kg	49.86	92.04	4,589.11
7	Cable holding Clamp 50X6 for DT pole	Kg	5.73	84.96	486.83
8	LA 9KV 10KA Polymer Distribut class(DH)	EA	6	1,486.80	8,920.80
9	LT ACB 400A	EA	4	1,33,799.02	5,35,196.08
10	1.1kV Al 1CX630 Sq.mm Cable -FRLSH	Mtr	40	757.56	30,302.40
11	Gland for 1.1kV Al 1CX630 Sq.mm Double Compression Heavy Duty Ni Plated	EA	24	602.44	14,458.49
12	Lug AL Crimping 630 Sqmm XLPE Single hole	EA	24	280.49	6,731.66
13	GI Nut , Bolt & Washer of different sizes	Kg	5	87.32	436.60
14	40mm nominal bore GI pipe (Heavy gauge) earthing device with 3 mtr .Long	EA	7	1,534.00	10,738.00
15	GI Flat 25X3 mm(0.589kg/mtr)	Kg	11.78	84.96	1,000.83
A				**Total Cost of materials**	**49,96,677.63**
B				**Stock, Storage & Insurance i.e 3%**	**1,49,900.33**
C				**Sub Total C=A+B**	**51,46,577.96**
D				**Contigency @ 3% of C**	**1,54,397.34**
E				**Tools & Plants @ 2% of C**	**1,02,931.56**
F				**Transportation @ 7.5% of C**	**3,85,993.35**
G				**Erection Transformer/Breaker/WPB/H Pole/Joist Poles @ 5%**	**2,19,627.58**
H				**Erection Other @ 10%**	**69,629.48**
I				**Erection PSC Pole @ 20%**	
J				**Sub Total J=C+D+E+F+G+H+I**	**60,79,157.27**
	Civil & Services				
	Construction of Earthing Chamber (Size: 2'X2') and RCC Slab cover as per specification including supply of material%_1	EA	7	4,130.00	28,910.00
	LAY CBL PWR XLPE 11KV TOW/TRAY/Pole	Mtr	20	118.00	2,360.00
	Earth Work-excluding hard roack	CUM	300	413.00	1,23,900.00
	Earth Work-hard roack	CUM	75	1,327.72	99,579.32
	Backfilling with same earth	CUM	150	259.60	38,940.00
	Providing and Laying plain cement concrete,machine mixed and mechanically vibrated in foundations, plinth , under floors etc ,including all necessary cost of centring and shuttering.	CUM	50	6,451.10	3,22,554.77
	Providing and laying Reinforced Cement Concrete (RCC) of proportion M25 (as per design mix) from RMC Batching Plant, using approved quality of cement, 20mm & 10mm size hard crusher broken granite stone metal and screened	CUM	88	8,830.57	7,77,089.76
	Providing and laying in position specified grade of reinforced cement concrete excluding the cost of centring, shuttering, finishing and reinforcement- All work upto plinth level 1:1.5:3 (1 cement: 1.5 coarse sand (zone-III)	CUM	72	8,614.00	6,20,208.00
	Structural steel work riveted, bolted or welded in built up sections, trusses and framed work, including cutting, hoisting, fixing in position and applying a priming coat of approved steel primer all complete. (Scope also include supply of material)%_1	Kg	200	153.40	30,680.00
	Centring and shuttering including struttting , propping etc.and removal of form for Foundations, footings, bases of columns etc. for mass concrete%_1	SQ.MM	500	363.31	1,81,655.10
	Reinforcement for R.C.C. work including straightening, cutting, bending, placing in position and binding all copmplete, cold twisted bars/TMT as per specification (Scope also include supply of material)%_1	Kg	425	131.56	55,912.24
	BA will suppply the paint & will carry out Painting with synthetic enamel paint of approved brand and manufacture of required colour to give an even shade	SQ.MM	1000	236.00	2,36,000.00
	Debris Removal With Transport	CUM	100	844.92	84,491.54
	BA will supply & lay PVC pipes 150mm dia .BA will provide necessary Tools,Machinery & Manpower for the activity.%_1	Mtr	225	643.34	1,44,750.60
	Providing and applying oil bound washable distemper of approved brand and manufacture to give an even shade New work (two or more coats) over and including preparing the surface and applying water thinnable primingcoat with cement primer.	SQ.MM	51.961	174.36	9,059.75
	Providing and fixing M.S. grills of required pattern in frames of windows etc. with M.S. flats, square or round bars etc. including priming coat with approved steel primer all complete. Fixed to steelwindows by welding.	Kg	150	140.64	21,096.63
	providing cutting fabricating and fixing sleeves as per drawings 150mm dia upto 350mm long.	EA	100	4,720.00	4,72,000.00
	Providing and fixing G.I. Pipes complete with G.I. fittings and clamps i/c making good the walls etc. concEAled pipe including painting with anti corrosive bitumastic paint, cutting chases and making good the walla	M	10	337.13	3,371.26
	Structural steel work in single section fixed with or without connecting plate including cutting, hoisting, fixing in position and applying a priming coat of approved steel primer all complete.	Kg	10	153.40	1,534.00
	12 mm cement Plaster 1:3 (1 Cement : 3 coarse sand) finished with a floating coat of neat cement. Scope includes supply of all material%_1	SQ.MM	500	434.52	2,17,261.60
	Brick work with F.P.S. bricks of class designation 75 in foundation and plinth in Cement mortar 1:6 (1 Cement : 6 Coarse sand) as per specifcation. Scope includes supply of all material%_1	CUM	36	10,023.11	3,60,831.92
	12 mm Cement Plaster of mix - 1:4 (1 Cement : 4 Fine sand (50 % fine :50% coarse)) as per as per specification. Scope includes supply of all material.%_1	SQ.MM	10	340.37	3,403.71
	15 mm cement plaster on the rough side of single or half brick wall of mix -1:4 (1 Cement : 4 Fine sand (50 % fine :50% coarse)) as per specification. Scope includes supply of all material.%_1	SQ.MM	10	454.30	4,434.13
	6 mm Cement Plaster to ceiling of mix - 1:3 (1 cement : 3 fine sand) as per as per specification. Scope includes supply of all material.%_1	SQ.MM	10	325.89	3,258.92
	Providing all materials, tools tackles and labour, preparing the surface by scrapping / wire brushing to remove loose scales,Applying 3 coats of waterproof Cement based Paint of approved Shade & ManufacturerSnowcen or equivalent	SQ.MM	190	188.30	35,777.84
	Rehabilitation of RCC structures	SQ.MM	20	1,062.00	21,240.00
	Providing and fixing aluminium work for doors, windows, ventilators and partitions with extruded built up standard tubular sections/appropriate Z sections and other sections of approved make conforming to IS: 733 and IS: 1285	KG	470	419.14	1,96,993.92
	Providing and fixing aluminium work for doors, windows, ventilators and partitions with extruded built up standard tubular sections/appropriate Z sections and other sections of approved make conforming to IS: 733 and IS: 1285s at junctions	KG	50	489.76	24,487.95
	Providing and fixing glazing in aluminium door, window, ventilator shutters and partitions etc. with EPDM rubber / neoprene gasket etc. complete as per the architectural drawings and the directions of engineer-in-charge.	M2	50	1,184.66	59,233.05
	Reinforce RCCwork includ straight etc.	Kg	3	131.56	394.67
	Const of plinth for LT ACB 400-800A	EA	4	6,035.11	24,140.44
	Construction of RMU foundation O/D	EA	1	33,040.00	33,040.00
	Construction of FRP fencing	SQ.MM	32	4,130.00	1,32,160.00
	GIS coordinate mapping, drawing preparation and submission of the same for DTR,ABS,ARC,Sectionalizer,RMU etc%_1	EA	1	1,180.00	1,180.00
K				**Total Civil Part**	**43,71,931.11**
L				**Sub-Total L =J+K**	**1,04,51,088.37**
M				**Other Over Head (Including Supervision charges)@ 6% of L**	**-**
N				**Sub-Total N=L+M**	**1,04,51,088.37**
O				**CESS @ 1% of Sub-Total N**	**1,04,510.88**
P				**Inspection fees**	**-**
Q				**Drawing approval**	**-**
R				**Sub-Total R=N+O+P+Q**	**1,05,55,599.26**
S				**Add GST (Exempted) of Sub-Total**	**-**
T				**Grand Total**	**1,05,55,599.26**

Cost Estimate for Compact Sub-Station 1000KVA(11/0.433KV) Distribution Transformer					
Sl No	**Description of Item**	**Unit**	**Quantity**	**Landed Unit Cost inclusive of GST(In Rs.)**	**Amount(In Rs.)**
1	COMPACT SUBSTATION 1000 KVA, 11/0.433 kV oil cooled copper wound transformer(Energy Level-2)	EA	1	44,04,545.88	44,04,545.88
2	Pre-Wired FRTU Panel with FRTU	EA	1	1,84,371.46	1,84,371.46
3	Managed Layer2 Ethernet Switch (FRTU Panel)	EA	1	1,59,160.76	1,59,160.76
4	Networking Accessories	SET	1	84.96	84.96
5	CMR with Mounting Base for Digital Inputs	EA	32	1,062.00	33,984.00
6	Interposing Relay for Digital Output	EA	16	1,062.00	16,992.00
7	Battery Charger	EA	1	20,650.00	20,650.00
8	Battery	EA	1	14,750.00	14,750.00
9	4G Modem cum Router	EA	1	28,320.00	28,320.00
10	Instrumentation Cable 12 C X 0.5 mm2, Armored cable for Status and Indications	M	40	364.62	14,584.80
11	Instrumentation Cable 7 C X 1.5 mm2, Armored for Control Output	M	40	352.82	14,112.80
12	Twisted Pair Shielded & Over all shielded Instrumentation Cable 5 P X 1.0 mm2, Armored for Analog Input	M	40	450.76	18,030.40
13	4 C X 2.5 mm2 Copper cable for extension of CT & PT	M	20	306.80	6,136.00
14	2 C X 4 mm2 Cable for DC Power Supply	M	10	247.80	2,478.00
15	4P X 0.36 mm2, Armored Communication Cable for MFM	M	20	270.22	5,404.40
16	Armored CAT6 SFTP Cable	M	20	126.26	2,525.20
17	Un-Armored CAT6 SFTP Cable	M	20	64.90	1,298.00
18	Multi Function Meter	EA	2	16,520.00	33,040.00
19	11kV AL 3CX400 Sqmm XLPE Cable armoured-FRLSH	Mtr	20	2,802.50	56,050.00
20	Heat shrinkable jointing kit for 3Cx400 mm² 11KV XLPE Cable(outdoor type)	EA	2	3,422.00	6,844.00
21	JT Kit 11KV I/D 3CX400SQMM SCREEN TYPE TOUCH PROF	EA	2	28,154.80	56,309.60
22	1.1kV Al 1CX630 Sq.mm Cable -FRLSH	Mtr	40	757.56	30,302.40
23	Gland for 1.1kV Al 1CX630 Sq.mm Double Compression Heavy Duty Ni Plated	EA	24	602.44	14,458.49
24	Lug AL Crimping 630 Sqmm XLPE Single hole	EA	24	280.49	6,731.66
25	GI Nut , Bolt & Washer of different sizes	Kg	25	87.32	2,183.00
26	40mm nominal bore GI pipe (Heavy gauge) earthing device with 3 mtr .Long	EA	7	1,534.00	10,738.00
27	GI Flat 25X3 mm(0.589kg/mtr)	Kg	11.78	84.96	1,000.83
A				**Total Cost of materials**	**51,45,086.65**
B				**Stock, Storage & Insurance i.e 3%**	**1,54,352.60**
C				**Sub Total C=A+B**	**52,99,439.24**
D				**Contigency @ 3% of C**	**1,58,983.18**
E				**Tools & Plants @ 2% of C**	**1,05,988.78**
F				**Transportation @ 7.5% of C**	**3,97,457.94**
G				**Erection Transformer/Breaker/WPB/H Pole/Joist Poles @ 5%**	**2,26,834.11**
H				**Erection Other @ 10%**	**70,502.55**
I				**Erection PSC Pole @ 20%**	
J				**Sub Total J=C+D+E+F+G+H+I**	**62,59,205.81**
	Civil & Services				
	Construction of Earthing Chamber (Size: 2'X2') and RCC Slab cover as per specification including supply of material%_1	EA	7	4,130.00	28,910.00
	LAY CBL PWR XLPE 11KV TOW/TRAY/Pole	Mtr	20	118.00	2,360.00
	Dismantling of Dist TRF 250KVA- 500KVA	EA	1	6,107.32	6,107.32
	PCC 1:3:6	CUM	2	6,192.01	12,384.03
	Construction of Civil Foundation upto 990 KVA Packaged SubStation .BA will provide necessary civil material, manpower, machinery for construction of PSS Plinth as per Drawing%_1	EA	1	53,107.75	53,107.75
	Construction of FRP fencing	SQ.MM	40	4,130.00	1,65,200.00
K				**Total Civil Part**	**2,68,069.10**
L				**Sub-Total L =J+K**	**65,27,274.91**
M				**Other Over Head (Including Supervision charges)@ 6% of L**	**-**
N				**Sub-Total N=L+M**	**65,27,274.91**
O				**CESS @ 1% of Sub-Total N**	**65,272.75**
P				**Inspection fees**	**-**
Q				**Drawing approval**	**-**
R				**Sub-Total R=N+O+P+Q**	**65,92,547.66**
S				**Add GST (Exempted) of Sub-Total**	**-**
T				**Grand Total**	**65,92,547.66**

Cost Estimate for Upgradation of 1.1KV LT AB Cable 4x35+1x35+1x16mm2 with 9Mtr PSC					
Sl No	**Description of Item**	**Unit**	**Quantity**	**Landed Unit Cost inclusive of GST(In Rs.)**	**Amount(In Rs.)**
1	9 mtr long 300 kg PSC pole	EA	10	4,283.40	42,834.00
2	RCC base Plate	EA	10	426.38	4,263.81
3	1.1KV LT AB Cable 4x35+1x35+1x16mm2	Km	1.03	1,97,060.00	2,02,971.80
4	BOARD DANGER 400/440 VOLT	EA	10.00	212.40	2,124.00
5	Back Clamp (25X3 mm. flat) for danger Plate PSC pole	Kg	6.61	84.96	561.46
6	GI barbed wire(2.50x2.50 mm) anticlimbing device	Kg	30.00	87.32	2,619.60
7	Back Clamp (25X3mm. Flat) for Barbed wire anticlimbing device for PSC Pole	Kg	13.22	84.96	1,122.93
8	EYE HOOK CLAMP FOR 9M PSC POLE	Pair	14	282.02	3,948.28
9	NFC Suspension Clamp for ABC 25-50 Sqmm	EA	6	165.20	991.20
10	Flat Eye Hook for AB cable	EA	14	88.50	1,239.00
11	NFC Conductor Dead End Clamp suitable for bare messenger XLPE Aerial bunched cable(25-35 sq mm)	EA	8	256.06	2,048.48
12	LT Stay Set (Complete)	Set	4	868.48	3,473.92
13	LT Stay (Guy) Insulator	EA	4	22.42	89.68
14	LT STAY CLAMP TYPE-B(9m PSC 1000mm)	Pair	4	413.00	1,652.00
15	7/12 SWG Stay Wire(2.5mm)-(Heavy)	Kg	32	93.22	2,983.04
16	Earthing Coil	EA	10	193.52	1,935.20
17	No 8 GI wire (0.131 kg/mtr.)	Kg	2.62	87.32	228.78
18	LT Distribution Box Polycarbonate	EA	20	1,085.60	21,712.00
19	NFC IPC Type-B-main 16 to 150 sq.mm & Tap-4 to 50 sq.mm	EA	80	69.41	5,552.61
20	NFC IPC Type-B-main 10 to 95 sq.mm & Tap-1.5 to 10(16) sq.mm	EA	20	43.58	871.55
21	NFC IPC Type-B-main 25 to 150 sq.mm & Tap-25 to 150 sq.mm	EA	24	139.18	3,340.34
22	STEEL STRAP SIZE 20 MMX50 M LONG	ROL	2	1,869.16	3,738.31
23	BUCKLES FOR STEEL STRAP (1 EA = 100 NOS)	EA	1	831.90	831.90
24	Cap cable end for ABC 35SQMM	EA	40	11.46	458.31
25	1.1kV Al 4CX25 Sq.mm Round Armoured Cable -FRLSH	Mtr	20	228.92	4,578.40
26	Gland for 1.1kV Al 4CX25 Sq.mm Double Compression Heavy Duty Ni Plated	EA	20	291.25	5,824.95
27	Lug AL Crimping 25 Sqmm XLPE Single hole	EA	200	7.14	1,427.80
28	GI Nut , Bolt & Washer of different sizes	Kg	11.536	87.32	1,007.32
29	FRP CROSS ARM 1070MM 415V	EA	20	1,158.16	23,163.16
30	1.1kV Al 2CX4 Sq.mm Round Armoured Cable -FRLSH	Mtr	200	63.72	12,744.00
31	1.1kV Al 2CX10 Sq.mm Round Armoured Cable -FRLSH	Mtr	100	101.48	10,148.00
32	1.1kV Al 4CX10 Sq.mm Round Armoured Cable -FRLSH	Mtr	100	120.36	12,036.00
33	Tie Plastic Black size 7.6mmX150mm	Lot	40	29.95	1,197.94
34	Tie Plastic size 9mmX265mm	Lot	60	29.95	1,796.90
35	Black Paint	Ltr	5	251.07	1,255.34
36	Yellow Colour Paint for Background	Ltr	10	251.07	2,510.69
A				**Total Cost of materials**	**3,89,282.72**
B				**Stock, Storage & Insurance i.e 3%**	**11,678.48**
C				**Sub Total C=A+B**	**4,00,961.20**
D				**Contigency @ 3% of C**	**12,028.84**
E				**Tools & Plants @ 2% of C**	**8,019.22**
F				**Transportation @ 7.5% of C**	**30,072.09**
G				**Erection Transformer/Breaker/WPB/H Pole/Joist Poles @ 5%**	**-**
H				**Erection Other @ 10%**	**35,684.22**
I				**Erection PSC Pole @ 20%**	**8,823.80**
J				**Sub Total J=C+D+E+F+G+H+I**	**4,95,589.37**
	Civil & Services				
	Concreting of poles in ratio 1:1.5:3 for 9MTR PSC POLE	EA	10	2,942.12	29,421.16
	Couping of poles in ratio 1:1.5:3 for 9MTR PSC POLE	EA	10	882.63	8,826.35
	Stay concreting in ratio 1:2:4	EA	4	1,534.00	6,136.00
	GIS coordinate mapping, drawing preparation and submission of the same for New/Existing line%_1	EA	1	12,354.60	12,354.60
	Dismantling of PSC pole (9mtr)& return	EA	2	950.00	1,900.00
	Dismantling of LT ABC Cable with accesso	Mtr	1030	23.01	23,700.30
K				**Total Civil Part**	**82,338.41**
L				**Sub-Total L =J+K**	**5,77,927.78**
M				**Other Over Head (Including Supervision charges)@ 6% of L**	**-**
N				**Sub-Total N=L+M**	**5,77,927.78**
O				**CESS @ 1% of Sub-Total N**	**5,779.28**
P				**Inspection fees**	
Q				**Drawing approval**	
R				**Sub-Total R=N+O+P+Q**	**5,83,707.06**
S				**Add GST (Exempted) of Sub-Total**	**-**
T				**Grand Total**	**5,83,707.06**

Cost Estimate for Upgradation of 1.1KV LT AB Cable 4x50+1x50+1x16mm2 with 9Mtr PSC					
Sl No	**Description of Item**	**Unit**	**Quantity**	**Landed Unit Cost inclusive of GST(In Rs.)**	**Amount(In Rs.)**
1	9 mtr long 300 kg PSC pole	EA	10	4,283.40	42,834.00
2	RCC base Plate	EA	10	426.38	4,263.81
3	1.1KV LT AB Cable 4x50+1x50+1x16mm2	Km	1.03	2,69,040.00	2,77,111.20
4	BOARD DANGER 400/440 VOLT	EA	10.00	212.40	2,124.00
5	Back Clamp (25X3 mm. flat) for danger Plate PSC pole	Kg	6.61	84.96	561.46
6	GI barbed wire(2.50x2.50 mm) anticlimbing device	Kg	30.00	87.32	2,619.60
7	Back Clamp (25X3mm. Flat) for Barbed wire anticlimbing device for PSC Pole	Kg	13.22	84.96	1,122.93
8	EYE HOOK CLAMP FOR 9M PSC POLE	Pair	14	282.02	3,948.28
9	NFC Suspension Clamp for ABC 50-70 Sqmm	EA	6	165.20	991.20
10	Flat Eye Hook for AB cable	EA	14	88.50	1,239.00
11	NFC Conductor Dead End Clamp suitable for bare messenger XLPE Aerial bunched cable(50-70 sq mm)	EA	8	256.06	2,048.48
12	LT Stay Set (Complete)	Set	4	868.48	3,473.92
13	LT Stay (Guy) Insulator	EA	4	22.42	89.68
14	LT STAY CLAMP TYPE-B(9m PSC 1000mm)	Pair	4	413.00	1,652.00
15	7/12 SWG Stay Wire(2.5mm)-(Heavy)	Kg	32	93.22	2,983.04
16	Earthing Coil	EA	10	193.52	1,935.20
17	No 8 GI wire (0.131 kg/mtr.)	Kg	2.62	87.32	228.78
18	LT Distribution Box Polycarbonate	EA	20	1,085.60	21,712.00
19	NFC IPC Type-B-main 16 to 150 sq.mm & Tap-4 to 50 sq.mm	EA	80	69.41	5,552.61
20	NFC IPC Type-B-main 10 to 95 sq.mm & Tap-1.5 to 10(16) sq.mm	EA	20	43.58	871.55
21	NFC IPC Type-B-main 25 to 150 sq.mm & Tap-25 to 150 sq.mm	EA	24	139.18	3,340.34
22	STEEL STRAP SIZE 20 MMX50 M LONG	ROL	2	1,869.16	3,738.31
23	BUCKLES FOR STEEL STRAP (1 EA = 100 NOS)	EA	1	831.90	831.90
24	Cap cable end for ABC 50SQMM	EA	40	9.76	390.34
25	1.1kV Al 4CX25 Sq.mm Round Armoured Cable -FRLSH	Mtr	20	228.92	4,578.40
26	Gland for 1.1kV Al 4CX25 Sq.mm Double Compression Heavy Duty Ni Plated	EA	20	291.25	5,824.95
27	Lug AL Crimping 25 Sqmm XLPE Single hole	EA	200	7.14	1,427.80
28	GI Nut , Bolt & Washer of different sizes	Kg	11.536	87.32	1,007.32
29	FRP CROSS ARM 1070MM 415V	EA	20	1,158.16	23,163.16
30	1.1kV Al 2CX4 Sq.mm Round Armoured Cable -FRLSH	Mtr	200	63.72	12,744.00
31	1.1kV Al 2CX10 Sq.mm Round Armoured Cable -FRLSH	Mtr	100	101.48	10,148.00
32	1.1kV Al 4CX10 Sq.mm Round Armoured Cable -FRLSH	Mtr	100	120.36	12,036.00
33	Tie Plastic Black size 7.6mmX150mm	Lot	40	29.95	1,197.94
34	Tie Plastic size 9mmX265mm	Lot	60	29.95	1,796.90
35	Black Paint	Ltr	5	251.07	1,255.34
36	Yellow Colour Paint for Background	Ltr	10	251.07	2,510.69
A				**Total Cost of materials**	**4,63,354.15**
B				**Stock, Storage & Insurance i.e 3%**	**13,900.62**
C				**Sub Total C=A+B**	**4,77,254.77**
D				**Contigency @ 3% of C**	**14,317.64**
E				**Tools & Plants @ 2% of C**	**9,545.10**
F				**Transportation @ 7.5% of C**	**35,794.11**
G				**Erection Transformer/Breaker/WPB/H Pole/Joist Poles @ 5%**	**-**
H				**Erection Other @ 10%**	**43,313.58**
I				**Erection PSC Pole @ 20%**	**8,823.80**
J				**Sub Total J=C+D+E+F+G+H+I**	**5,89,049.00**
	Civil & Services				
	Concreting of poles in ratio 1:1.5:3 for 9MTR PSC POLE	EA	10	2,942.12	29,421.16
	Couping of poles in ratio 1:1.5:3 for 9MTR PSC POLE	EA	10	882.63	8,826.35
	Stay concreting in ratio 1:2:4	EA	4	1,534.00	6,136.00
	GIS coordinate mapping, drawing preparation and submission of the same for New/Existing line%_1	EA	1	12,354.60	12,354.60
	Dismantling of PSC pole (9mtr)& return	EA	2	950.00	1,900.00
	Dismantling of LT ABC Cable with accesso	Mtr	1030	23.01	23,700.30
K				**Total Civil Part**	**82,338.41**
L				**Sub-Total L =J+K**	**6,71,387.41**
M				**Other Over Head (Including Supervision charges)@ 6% of L**	**-**
N				**Sub-Total N=L+M**	**6,71,387.41**
O				**CESS @ 1% of Sub-Total N**	**6,713.87**
P				**Inspection fees**	**-**
Q				**Drawing approval**	**-**
R				**Sub-Total R=N+O+P+Q**	**6,78,101.28**
S				**Add GST (Exempted) of Sub-Total**	**-**
T				**Grand Total**	**6,78,101.28**

Cost Estimate for Upgradation of 1.1KV LT AB Cable 4x95+1x95+1x16mm2 with 9Mtr PSC					
Sl No	**Description of Item**	**Unit**	**Quantity**	**Landed Unit Cost inclusive of GST(In Rs.)**	**Amount(In Rs.)**
1	9 mtr long 300 kg PSC pole	EA	10	4,283.40	42,834.00
2	RCC base Plate	EA	10	426.38	4,263.81
3	1.1KV LT AB Cable 4x95+1x95+1x16mm2	Km	1.03	4,97,960.00	5,12,898.80
4	BOARD DANGER 400/440 VOLT	EA	10.00	212.40	2,124.00
5	Back Clamp (25X3 mm. flat) for danger Plate PSC pole	Kg	6.61	84.96	561.46
6	GI barbed wire(2.50x2.50 mm) anticlimbing device	Kg	30.00	87.32	2,619.60
7	Back Clamp (25X3mm. Flat) for Barbed wire anticlimbing device for PSC Pole	Kg	13.22	84.96	1,122.93
8	EYE HOOK CLAMP FOR 9M PSC POLE	Pair	14	282.02	3,948.28
9	NFC Suspension Clamp for ABC 70-95 Sqmm	EA	6	165.20	991.20
10	Flat Eye Hook for AB cable	EA	14	88.50	1,239.00
11	NFC Conductor Dead End Clamp suitable for bare messenger XLPE Aerial bunched cable(70-95sq mm)	EA	8	256.06	2,048.48
12	LT Stay Set (Complete)	Set	4	868.48	3,473.92
13	LT Stay (Guy) Insulator	EA	4	22.42	89.68
14	LT STAY CLAMP TYPE-B(9m PSC 1000mm)	Pair	4	413.00	1,652.00
15	7/12 SWG Stay Wire(2.5mm)-(Heavy)	Kg	32	93.22	2,983.04
16	Earthing Coil	EA	10	193.52	1,935.20
17	No 8 GI wire (0.131 kg/mtr.)	Kg	2.62	87.32	228.78
18	LT Distribution Box Polycarbonate	EA	20	1,085.60	21,712.00
19	NFC IPC Type-B-main 16 to 150 sq.mm & Tap-4 to 50 sq.mm	EA	80	69.41	5,552.61
20	NFC IPC Type-B-main 10 to 95 sq.mm & Tap-1.5 to 10(16) sq.mm	EA	20	43.58	871.55
21	NFC IPC Type-B-main 25 to 150 sq.mm & Tap-25 to 150 sq.mm	EA	24	139.18	3,340.34
22	STEEL STRAP SIZE 20 MMX50 M LONG	ROL	2	1,869.16	3,738.31
23	BUCKLES FOR STEEL STRAP (1 EA = 100 NOS)	EA	1	831.90	831.90
24	Cap cable end for ABC 95SQMM	EA	40	10.82	432.82
25	1.1kV Al 4CX25 Sq.mm Round Armoured Cable -FRLSH	Mtr	20	228.92	4,578.40
26	Gland for 1.1kV Al 4CX25 Sq.mm Double Compression Heavy Duty Ni Plated	EA	20	291.25	5,824.95
27	Lug AL Crimping 25 Sqmm XLPE Single hole	EA	200	7.14	1,427.80
28	GI Nut , Bolt & Washer of different sizes	Kg	11.536	87.32	1,007.32
29	FRP CROSS ARM 1070MM 415V	EA	20	1,158.16	23,163.16
30	1.1kV Al 2CX4 Sq.mm Round Armoured Cable -FRLSH	Mtr	200	63.72	12,744.00
31	1.1kV Al 2CX10 Sq.mm Round Armoured Cable -FRLSH	Mtr	100	101.48	10,148.00
32	1.1kV Al 4CX10 Sq.mm Round Armoured Cable -FRLSH	Mtr	100	120.36	12,036.00
33	Tie Plastic Black size 7.6mmX150mm	Lot	40	29.95	1,197.94
34	Tie Plastic size 9mmX265mm	Lot	60	29.95	1,796.90
35	Black Paint	Ltr	5	251.07	1,255.34
36	Yellow Colour Paint for Background	Ltr	10	251.07	2,510.69
A				**Total Cost of materials**	**6,99,184.23**
B				**Stock, Storage & Insurance i.e 3%**	**20,975.53**
C				**Sub Total C=A+B**	**7,20,159.76**
D				**Contigency @ 3% of C**	**21,604.79**
E				**Tools & Plants @ 2% of C**	**14,403.20**
F				**Transportation @ 7.5% of C**	**54,011.98**
G				**Erection Transformer/Breaker/WPB/H Pole/Joist Poles @ 5%**	**-**
H				**Erection Other @ 10%**	**67,604.07**
I				**Erection PSC Pole @ 20%**	**8,823.80**
J				**Sub Total J=C+D+E+F+G+H+I**	**8,86,607.60**
	Civil & Services				
	Concreting of poles in ratio 1:1.5:3 for 9MTR PSC POLE	EA	10	2,942.12	29,421.16
	Couping of poles in ratio 1:1.5:3 for 9MTR PSC POLE	EA	10	882.63	8,826.35
	Stay concreting in ratio 1:2:4	EA	4	1,534.00	6,136.00
	GIS coordinate mapping, drawing preparation and submission of the same for New/Existing line%_1	EA	1	12,354.60	12,354.60
	Dismantling of PSC pole (9mtr)& return	EA	2	950.00	1,900.00
	Dismantling of LT ABC Cable with accesso	Mtr	1030	23.01	23,700.30
K				**Total Civil Part**	**82,338.41**
L				**Sub-Total L =J+K**	**9,68,946.01**
M				**Other Over Head (Including Supervision charges)@ 6% of L**	**-**
N				**Sub-Total N=L+M**	**9,68,946.01**
O				**CESS @ 1% of Sub-Total N**	**9,689.46**
P				**Inspection fees**	**-**
Q				**Drawing approval**	**-**
R				**Sub-Total R=N+O+P+Q**	**9,78,635.47**
S				**Add GST (Exempted) of Sub-Total**	**-**
T				**Grand Total**	**9,78,635.47**

Cost Estimate for Upgradation of 1.1KV LT AB Cable 4x150+1x150+1x16mm2 with 9Mtr PSC					
Sl No	**Description of Item**	**Unit**	**Quantity**	**Landed Unit Cost inclusive of GST(In Rs.)**	**Amount(In Rs.)**
1	9 mtr long 300 kg PSC pole	EA	10	4,283.40	42,834.00
2	RCC base Plate	EA	10	426.38	4,263.81
3	1.1KV LT AB Cable 4x150+1x150+1x16mm2	Km	1.03	14,15,781.70	14,58,255.15
4	BOARD DANGER 400/440 VOLT	EA	10.00	212.40	2,124.00
5	Back Clamp (25X3 mm. flat) for danger Plate PSC pole	Kg	6.61	84.96	561.46
6	GI barbed wire(2.50x2.50 mm) anticlimbing device	Kg	30.00	87.32	2,619.60
7	Back Clamp (25X3mm. Flat) for Barbed wire anticlimbing device for PSC Pole	Kg	13.22	84.96	1,122.93
8	EYE HOOK CLAMP FOR 9M PSC POLE	Pair	14	282.02	3,948.28
9	NFC Suspension Clamp for ABC 95-150 Sqmm	EA	6	165.20	991.20
10	Flat Eye Hook for AB cable	EA	14	88.50	1,239.00
11	NFC Conductor Dead End Clamp suitable for bare messenger XLPE Aerial bunched cable(95-150sq mm)	EA	8	256.06	2,048.48
12	LT Stay Set (Complete)	Set	4	868.48	3,473.92
13	LT Stay (Guy) Insulator	EA	4	22.42	89.68
14	LT STAY CLAMP TYPE-B(9m PSC 1000mm)	Pair	4	413.00	1,652.00
15	7/12 SWG Stay Wire(2.5mm)-(Heavy)	Kg	32	93.22	2,983.04
16	Earthing Coil	EA	10	193.52	1,935.20
17	No 8 GI wire (0.131 kg/mtr.)	Kg	2.62	87.32	228.78
18	LT Distribution Box Polycarbonate	EA	20	1,085.60	21,712.00
19	NFC IPC Type-B-main 16 to 150 sq.mm & Tap-4 to 50 sq.mm	EA	80	69.41	5,552.61
20	NFC IPC Type-B-main 10 to 95 sq.mm & Tap-1.5 to 10(16) sq.mm	EA	20	43.58	871.55
21	NFC IPC Type-B-main 25 to 150 sq.mm & Tap-25 to 150 sq.mm	EA	24	139.18	3,340.34
22	STEEL STRAP SIZE 20 MMX50 M LONG	ROL	2	1,869.16	3,738.31
23	BUCKLES FOR STEEL STRAP (1 EA = 100 NOS)	EA	1	831.90	831.90
24	Cap cable end for ABC 150SQMM	EA	40	10.82	432.82
25	1.1kV Al 4CX25 Sq.mm Round Armoured Cable -FRLSH	Mtr	20	228.92	4,578.40
26	Gland for 1.1kV Al 4CX25 Sq.mm Double Compression Heavy Duty Ni Plated	EA	20	291.25	5,824.95
27	Lug AL Crimping 25 Sqmm XLPE Single hole	EA	200	7.14	1,427.80
28	GI Nut , Bolt & Washer of different sizes	Kg	11.536	87.32	1,007.32
29	FRP CROSS ARM 1070MM 415V	EA	20	1,158.16	23,163.16
30	1.1kV Al 2CX4 Sq.mm Round Armoured Cable -FRLSH	Mtr	200	63.72	12,744.00
31	1.1kV Al 2CX10 Sq.mm Round Armoured Cable -FRLSH	Mtr	100	101.48	10,148.00
32	1.1kV Al 4CX10 Sq.mm Round Armoured Cable -FRLSH	Mtr	100	120.36	12,036.00
33	Tie Plastic Black size 7.6mmX150mm	Lot	40	29.95	1,197.94
34	Tie Plastic size 9mmX265mm	Lot	60	29.95	1,796.90
35	Black Paint	Ltr	5	251.07	1,255.34
36	Yellow Colour Paint for Background	Ltr	10	251.07	2,510.69
A				**Total Cost of materials**	**16,44,540.58**
B				**Stock, Storage & Insurance i.e 3%**	**49,336.22**
C				**Sub Total C=A+B**	**16,93,876.80**
D				**Contigency @ 3% of C**	**50,816.30**
E				**Tools & Plants @ 2% of C**	**33,877.54**
F				**Transportation @ 7.5% of C**	**1,27,040.76**
G				**Erection Transformer/Breaker/WPB/H Pole/Joist Poles @ 5%**	**-**
H				**Erection Other @ 10%**	**1,64,975.78**
I				**Erection PSC Pole @ 20%**	**8,823.80**
J				**Sub Total J=C+D+E+F+G+H+I**	**20,79,410.98**
	Civil & Services				
	Concreting of poles in ratio 1:1.5:3 for 9MTR PSC POLE	EA	10	2,942.12	29,421.16
	Couping of poles in ratio 1:1.5:3 for 9MTR PSC POLE	EA	10	882.63	8,826.35
	Stay concreting in ratio 1:2:4	EA	4	1,534.00	6,136.00
	GIS coordinate mapping, drawing preparation and submission of the same for New/Existing line%_1	EA	1	12,354.60	12,354.60
	Dismantling of PSC pole (9mtr)& return	EA	2	950.00	1,900.00
	Dismantling of LT ABC Cable with accesso	Mtr	1030	23.01	23,700.30
K				**Total Civil Part**	**82,338.41**
L				**Sub-Total L =J+K**	**21,61,749.39**
M				**Other Over Head (Including Supervision charges)@ 6% of L**	**-**
N				**Sub-Total N=L+M**	**21,61,749.39**
O				**CESS @ 1% of Sub-Total N**	**21,617.49**
P				**Inspection fees**	
Q				**Drawing approval**	
R				**Sub-Total R=N+O+P+Q**	**21,83,366.88**
S				**Add GST (Exempted) of Sub-Total**	**-**
T				**Grand Total**	**21,83,366.88**

Cost Estimate for 1.1KV LT AB Cable 4x35+1x35+1x16mm2 with 9Mtr PSC					
Sl No	**Description of Item**	**Unit**	**Quantity**	**Landed Unit Cost inclusive of GST(In Rs.)**	**Amount(In Rs.)**
1	9 mtr long 300 kg PSC pole	EA	30	4,283.40	1,28,502.00
2	RCC base Plate	EA	30	426.38	12,791.44
3	1.1KV LT AB Cable 4x35+1x35+1x16mm2	Km	1.03	1,97,060.00	2,02,971.80
4	BOARD DANGER 400/440 VOLT	EA	30.00	212.40	6,372.00
5	Back Clamp (25X3 mm. flat) for danger Plate PSC pole	Kg	19.83	84.96	1,684.39
6	GI barbed wire(2.50x2.50 mm) anticlimbing device	Kg	90.00	87.32	7,858.80
7	Back Clamp (25X3mm. Flat) for Barbed wire anticlimbing device for PSC Pole	Kg	39.65	84.96	3,368.79
8	EYE HOOK CLAMP FOR 9M PSC POLE	Pair	40	282.02	11,280.80
9	NFC Suspension Clamp for ABC 25-50 Sqmm	EA	20	165.20	3,304.00
10	Flat Eye Hook for AB cable	EA	40	88.50	3,540.00
11	NFC Conductor Dead End Clamp suitable for bare messenger XLPE Aerial bunched cable(25-35 sq mm)	EA	20	256.06	5,121.20
12	LT Stay Set (Complete)	Set	10	868.48	8,684.80
13	LT Stay (Guy) Insulator	EA	10	22.42	224.20
14	LT STAY CLAMP TYPE-B(9m PSC 1000mm)	Pair	10	413.00	4,130.00
15	7/12 SWG Stay Wire(2.5mm)-(Heavy)	Kg	80	93.22	7,457.60
16	Earthing Coil	EA	30	193.52	5,805.60
17	No 8 GI wire (0.131 kg/mtr.)	Kg	7.86	87.32	686.34
18	LT Distribution Box Polycarbonate	EA	20	1,085.60	21,712.00
19	NFC IPC Type-B-main 16 to 150 sq.mm & Tap-4 to 50 sq.mm	EA	80	69.41	5,552.61
20	NFC IPC Type-B-main 10 to 95 sq.mm & Tap-1.5 to 10(16) sq.mm	EA	20	43.58	871.55
21	NFC IPC Type-B-main 25 to 150 sq.mm & Tap-25 to 150 sq.mm	EA	60	139.18	8,350.86
22	STEEL STRAP SIZE 20 MMX50 M LONG	ROL	2	1,869.16	3,738.31
23	BUCKLES FOR STEEL STRAP (1 EA = 100 NOS)	EA	1	831.90	831.90
24	Cap cable end for ABC 35SQMM	EA	100	11.46	1,145.78
25	1.1kV Al 4CX25 Sq.mm Round Armoured Cable -FRLSH	Mtr	20	228.92	4,578.40
26	Gland for 1.1kV Al 4CX25 Sq.mm Double Compression Heavy Duty Ni Plated	EA	20	291.25	5,824.95
27	Lug AL Crimping 25 Sqmm XLPE Single hole	EA	200	7.14	1,427.80
28	GI Nut , Bolt & Washer of different sizes	Kg	33.48	87.32	2,923.47
29	FRP CROSS ARM 1070MM 415V	EA	20	1,158.16	23,163.16
30	1.1kV Al 2CX4 Sq.mm Round Armoured Cable -FRLSH	Mtr	200	63.72	12,744.00
31	1.1kV Al 2CX10 Sq.mm Round Armoured Cable -FRLSH	Mtr	100	101.48	10,148.00
32	1.1kV Al 4CX10 Sq.mm Round Armoured Cable -FRLSH	Mtr	100	120.36	12,036.00
33	Tie Plastic Black size 7.6mmX150mm	Lot	4	29.95	119.79
34	Tie Plastic size 9mmX265mm	Lot	4	29.95	119.79
35	Black Paint	Ltr	15	251.07	3,766.03
36	Yellow Colour Paint for Background	Ltr	30	251.07	7,532.06
A				**Total Cost of materials**	**5,40,370.23**
B				**Stock, Storage & Insurance i.e 3%**	**16,211.11**
C				**Sub Total C=A+B**	**5,56,581.33**
D				**Contigency @ 3% of C**	**16,697.44**
E				**Tools & Plants @ 2% of C**	**11,131.63**
F				**Transportation @ 7.5% of C**	**41,743.60**
G				**Erection Transformer/Breaker/WPB/H Pole/Joist Poles @ 5%**	**-**
H				**Erection Other @ 10%**	**42,422.43**
I				**Erection PSC Pole @ 20%**	**26,471.41**
J				**Sub Total J=C+D+E+F+G+H+I**	**6,95,047.84**
	Civil & Services				
	Concreting of poles in ratio 1:1.5:3 for 9MTR PSC POLE	EA	30	2,942.12	88,263.48
	Couping of poles in ratio 1:1.5:3 for 9MTR PSC POLE	EA	30	882.63	26,479.05
	Stay concreting in ratio 1:2:4	EA	10	1,534.00	15,340.00
	GIS coordinate mapping, drawing preparation and submission of the same for New/Existing line%_1	EA	1	12,354.60	12,354.60
K				**Total Civil Part**	**1,42,437.13**
L				**Sub-Total L =J+K**	**8,37,484.97**
M				**Other Over Head (Including Supervision charges)@ 6% of L**	**-**
N				**Sub-Total N=L+M**	**8,37,484.97**
O				**CESS @ 1% of Sub-Total N**	**8,374.85**
P				**Inspection fees**	**375.00**
Q				**Drawing approval**	**750.00**
R				**Sub-Total R=N+O+P+Q**	**8,46,984.82**
S				**Add GST (Exempted) of Sub-Total**	**-**
T				**Grand Total**	**8,46,984.82**

Cost Estimate for 1.1KV LT AB Cable 4x50+1x50+1x16mm2 with 9Mtr PSC					
Sl No	**Description of Item**	**Unit**	**Quantity**	**Landed Unit Cost inclusive of GST(In Rs.)**	**Amount(In Rs.)**
1	9 mtr long 300 kg PSC pole	EA	30	4,283.40	1,28,502.00
2	RCC base Plate	EA	30	426.38	12,791.44
3	1.1KV LT AB Cable 4x50+1x50+1x16mm2	Km	1.03	2,69,040.00	2,77,111.20
4	BOARD DANGER 400/440 VOLT	EA	30.00	212.40	6,372.00
5	Back Clamp (25X3 mm. flat) for danger Plate PSC pole	Kg	19.83	84.96	1,684.39
6	GI barbed wire(2.50x2.50 mm) anticlimbing device	Kg	90.00	87.32	7,858.80
7	Back Clamp (25X3mm. Flat) for Barbed wire anticlimbing device for PSC Pole	Kg	39.65	84.96	3,368.79
8	EYE HOOK CLAMP FOR 9M PSC POLE	Pair	40	282.02	11,280.80
9	NFC Suspension Clamp for ABC 50-70 Sqmm	EA	20	165.20	3,304.00
10	Flat Eye Hook for AB cable	EA	40	88.50	3,540.00
11	NFC Conductor Dead End Clamp suitable for bare messenger XLPE Aerial bunched cable(50-70 sq mm)	EA	20	256.06	5,121.20
12	LT Stay Set (Complete)	Set	10	868.48	8,684.80
13	LT Stay (Guy) Insulator	EA	10	22.42	224.20
14	LT STAY CLAMP TYPE-B(9m PSC 1000mm)	Pair	10	413.00	4,130.00
15	7/12 SWG Stay Wire(2.5mm)-(Heavy)	Kg	80	93.22	7,457.60
16	Earthing Coil	EA	30	193.52	5,805.60
17	No 8 GI wire (0.131 kg/mtr.)	Kg	7.86	87.32	686.34
18	LT Distribution Box Polycarbonate	EA	20	1,085.60	21,712.00
19	NFC IPC Type-B-main 16 to 150 sq.mm & Tap-4 to 50 sq.mm	EA	80	69.41	5,552.61
20	NFC IPC Type-B-main 10 to 95 sq.mm & Tap-1.5 to 10(16) sq.mm	EA	20	43.58	871.55
21	NFC IPC Type-B-main 25 to 150 sq.mm & Tap-25 to 150 sq.mm	EA	60	139.18	8,350.86
22	STEEL STRAP SIZE 20 MMX50 M LONG	ROL	2	1,869.16	3,738.31
23	BUCKLES FOR STEEL STRAP (1 EA = 100 NOS)	EA	1	831.90	831.90
24	Cap cable end for ABC 50SQMM	EA	100	9.76	975.86
25	1.1kV Al 4CX25 Sq.mm Round Armoured Cable -FRLSH	Mtr	20	228.92	4,578.40
26	Gland for 1.1kV Al 4CX25 Sq.mm Double Compression Heavy Duty Ni Plated	EA	20	291.25	5,824.95
27	Lug AL Crimping 25 Sqmm XLPE Single hole	EA	200	7.14	1,427.80
28	GI Nut , Bolt & Washer of different sizes	Kg	33.48	87.32	2,923.47
29	FRP CROSS ARM 1070MM 415V	EA	20	1,158.16	23,163.16
30	1.1kV Al 2CX4 Sq.mm Round Armoured Cable -FRLSH	Mtr	200	63.72	12,744.00
31	1.1kV Al 2CX10 Sq.mm Round Armoured Cable -FRLSH	Mtr	100	101.48	10,148.00
32	1.1kV Al 4CX10 Sq.mm Round Armoured Cable -FRLSH	Mtr	100	120.36	12,036.00
33	Tie Plastic Black size 7.6mmX150mm	Lot	4	29.95	119.79
34	Tie Plastic size 9mmX265mm	Lot	4	29.95	119.79
35	Black Paint	Ltr	15	251.07	3,766.03
36	Yellow Colour Paint for Background	Ltr	30	251.07	7,532.06
A				**Total Cost of materials**	**6,14,339.71**
B				**Stock, Storage & Insurance i.e 3%**	**18,430.19**
C				**Sub Total C=A+B**	**6,32,769.90**
D				**Contigency @ 3% of C**	**18,983.10**
E				**Tools & Plants @ 2% of C**	**12,655.40**
F				**Transportation @ 7.5% of C**	**47,457.74**
G				**Erection Transformer/Breaker/WPB/H Pole/Joist Poles @ 5%**	**-**
H				**Erection Other @ 10%**	**50,041.28**
I				**Erection PSC Pole @ 20%**	**26,471.41**
J				**Sub Total J=C+D+E+F+G+H+I**	**7,88,378.83**
	Civil & Services				
	Concreting of poles in ratio 1:1.5:3 for 9MTR PSC POLE	EA	30	2,942.12	88,263.48
	Couping of poles in ratio 1:1.5:3 for 9MTR PSC POLE	EA	30	882.63	26,479.05
	Stay concreting in ratio 1:2:4	EA	10	1,534.00	15,340.00
	GIS coordinate mapping, drawing preparation and submission of the same for New/Existing line%_1	EA	1	12,354.60	12,354.60
K				**Total Civil Part**	**1,42,437.13**
L				**Sub-Total L =J+K**	**9,30,815.96**
M				**Other Over Head (Including Supervision charges)@ 6% of L**	**-**
N				**Sub-Total N=L+M**	**9,30,815.96**
O				**CESS @ 1% of Sub-Total N**	**9,308.16**
P				**Inspection fees**	**375.00**
Q				**Drawing approval**	**750.00**
R				**Sub-Total R=N+O+P+Q**	**9,41,249.12**
S				**Add GST (Exempted) of Sub-Total**	**-**
T				**Grand Total**	**9,41,249.12**

Cost Estimate for 1.1KV LT AB Cable 4x95+1x95+1x16mm2 with 9Mtr PSC					
Sl No	**Description of Item**	**Unit**	**Quantity**	**Landed Unit Cost inclusive of GST(In Rs.)**	**Amount(In Rs.)**
1	9 mtr long 300 kg PSC pole	EA	30	4,283.40	1,28,502.00
2	RCC base Plate	EA	30	426.38	12,791.44
3	1.1KV LT AB Cable 4x95+1x95+1x16mm2	Km	1.03	4,97,960.00	5,12,898.80
4	BOARD DANGER 400/440 VOLT	EA	30.00	212.40	6,372.00
5	Back Clamp (25X3 mm. flat) for danger Plate PSC pole	Kg	19.83	84.96	1,684.39
6	GI barbed wire(2.50x2.50 mm) anticlimbing device	Kg	90.00	87.32	7,858.80
7	Back Clamp (25X3mm. Flat) for Barbed wire anticlimbing device for PSC Pole	Kg	39.65	84.96	3,368.79
8	EYE HOOK CLAMP FOR 9M PSC POLE	Pair	40	282.02	11,280.80
9	NFC Suspension Clamp for ABC 70-95 Sqmm	EA	20	165.20	3,304.00
10	Flat Eye Hook for AB cable	EA	40	88.50	3,540.00
11	NFC Conductor Dead End Clamp suitable for bare messenger XLPE Aerial bunched cable(70-95sq mm)	EA	20	256.06	5,121.20
12	LT Stay Set (Complete)	Set	10	868.48	8,684.80
13	LT Stay (Guy) Insulator	EA	10	22.42	224.20
14	LT STAY CLAMP TYPE-B(9m PSC 1000mm)	Pair	10	413.00	4,130.00
15	7/12 SWG Stay Wire(2.5mm)-(Heavy)	Kg	80	93.22	7,457.60
16	Earthing Coil	EA	30	193.52	5,805.60
17	No 8 GI wire (0.131 kg/mtr.)	Kg	7.86	87.32	686.34
18	LT Distribution Box Polycarbonate	EA	20	1,085.60	21,712.00
19	NFC IPC Type-B-main 16 to 150 sq.mm & Tap-4 to 50 sq.mm	EA	80	69.41	5,552.61
20	NFC IPC Type-B-main 10 to 95 sq.mm & Tap-1.5 to 10(16) sq.mm	EA	20	43.58	871.55
21	NFC IPC Type-B-main 25 to 150 sq.mm & Tap-25 to 150 sq.mm	EA	60	139.18	8,350.86
22	STEEL STRAP SIZE 20 MMX50 M LONG	ROL	2	1,869.16	3,738.31
23	BUCKLES FOR STEEL STRAP (1 EA = 100 NOS)	EA	1	831.90	831.90
24	Cap cable end for ABC 95SQMM	EA	100	10.82	1,082.06
25	1.1kV Al 4CX25 Sq.mm Round Armoured Cable -FRLSH	Mtr	20	228.92	4,578.40
26	Gland for 1.1kV Al 4CX25 Sq.mm Double Compression Heavy Duty Ni Plated	EA	20	291.25	5,824.95
27	Lug AL Crimping 25 Sqmm XLPE Single hole	EA	200	7.14	1,427.80
28	GI Nut , Bolt & Washer of different sizes	Kg	33.48	87.32	2,923.47
29	FRP CROSS ARM 1070MM 415V	EA	20	1,158.16	23,163.16
30	1.1kV Al 2CX4 Sq.mm Round Armoured Cable -FRLSH	Mtr	200	63.72	12,744.00
31	1.1kV Al 2CX10 Sq.mm Round Armoured Cable -FRLSH	Mtr	100	101.48	10,148.00
32	1.1kV Al 4CX10 Sq.mm Round Armoured Cable -FRLSH	Mtr	100	120.36	12,036.00
33	Tie Plastic Black size 7.6mmX150mm	Lot	4	29.95	119.79
34	Tie Plastic size 9mmX265mm	Lot	4	29.95	119.79
35	Black Paint	Ltr	15	251.07	3,766.03
36	Yellow Colour Paint for Background	Ltr	30	251.07	7,532.06
A				**Total Cost of materials**	**8,50,233.51**
B				**Stock, Storage & Insurance i.e 3%**	**25,507.01**
C				**Sub Total C=A+B**	**8,75,740.51**
D				**Contigency @ 3% of C**	**26,272.22**
E				**Tools & Plants @ 2% of C**	**17,514.81**
F				**Transportation @ 7.5% of C**	**65,680.54**
G				**Erection Transformer/Breaker/WPB/H Pole/Joist Poles @ 5%**	**-**
H				**Erection Other @ 10%**	**74,338.35**
I				**Erection PSC Pole @ 20%**	**26,471.41**
J				**Sub Total J=C+D+E+F+G+H+I**	**10,86,017.83**
	Civil & Services				
	Concreting of poles in ratio 1:1.5:3 for 9MTR PSC POLE	EA	30	2,942.12	88,263.48
	Couping of poles in ratio 1:1.5:3 for 9MTR PSC POLE	EA	30	882.63	26,479.05
	Stay concreting in ratio 1:2:4	EA	10	1,534.00	15,340.00
	GIS coordinate mapping, drawing preparation and submission of the same for New/Existing line%_1	EA	1	12,354.60	12,354.60
K				**Total Civil Part**	**1,42,437.13**
L				**Sub-Total L =J+K**	**12,28,454.96**
M				**Other Over Head (Including Supervision charges)@ 6% of L**	**-**
N				**Sub-Total N=L+M**	**12,28,454.96**
O				**CESS @ 1% of Sub-Total N**	**12,284.55**
P				**Inspection fees**	**375.00**
Q				**Drawing approval**	**750.00**
R				**Sub-Total R=N+O+P+Q**	**12,41,864.51**
S				**Add GST (Exempted) of Sub-Total**	**-**
T				**Grand Total**	**12,41,864.51**

Cost Estimate for 1.1KV LT AB Cable 4x150+1x150+1x16mm2 with 9Mtr PSC					
Sl No	**Description of Item**	**Unit**	**Quantity**	**Landed Unit Cost inclusive of GST(In Rs.)**	**Amount(In Rs.)**
1	9 mtr long 300 kg PSC pole	EA	30	4,283.40	1,28,502.00
2	RCC base Plate	EA	30	426.38	12,791.44
3	1.1KV LT AB Cable 4x150+1x150+1x16mm2	Km	1.03	14,15,781.70	14,58,255.15
4	BOARD DANGER 400/440 VOLT	EA	30.00	212.40	6,372.00
5	Back Clamp (25X3 mm. flat) for danger Plate PSC pole	Kg	19.83	84.96	1,684.39
6	GI barbed wire(2.50x2.50 mm) anticlimbing device	Kg	90.00	87.32	7,858.80
7	Back Clamp (25X3mm. Flat) for Barbed wire anticlimbing device for PSC Pole	Kg	39.65	84.96	3,368.79
8	EYE HOOK CLAMP FOR 9M PSC POLE	Pair	40	282.02	11,280.80
9	NFC Suspension Clamp for ABC 95-150 Sqmm	EA	20	165.20	3,304.00
10	Flat Eye Hook for AB cable	EA	40	88.50	3,540.00
11	NFC Conductor Dead End Clamp suitable for bare messenger XLPE Aerial bunched cable(95-150sq mm)	EA	20	256.06	5,121.20
12	LT Stay Set (Complete)	Set	10	868.48	8,684.80
13	LT Stay (Guy) Insulator	EA	10	22.42	224.20
14	LT STAY CLAMP TYPE-B(9m PSC 1000mm)	Pair	10	413.00	4,130.00
15	7/12 SWG Stay Wire(2.5mm)-(Heavy)	Kg	80	93.22	7,457.60
16	Earthing Coil	EA	30	193.52	5,805.60
17	No 8 GI wire (0.131 kg/mtr.)	Kg	7.86	87.32	686.34
18	LT Distribution Box Polycarbonate	EA	20	1,085.60	21,712.00
19	NFC IPC Type-B-main 16 to 150 sq.mm & Tap-4 to 50 sq.mm	EA	80	69.41	5,552.61
20	NFC IPC Type-B-main 10 to 95 sq.mm & Tap-1.5 to 10(16) sq.mm	EA	20	43.58	871.55
21	NFC IPC Type-B-main 25 to 150 sq.mm & Tap-25 to 150 sq.mm	EA	60	139.18	8,350.86
22	STEEL STRAP SIZE 20 MMX50 M LONG	ROL	2	1,869.16	3,738.31
23	BUCKLES FOR STEEL STRAP (1 EA = 100 NOS)	EA	1	831.90	831.90
24	Cap cable end for ABC 150SQMM	EA	100	10.82	1,082.06
25	1.1kV Al 4CX25 Sq.mm Round Armoured Cable -FRLSH	Mtr	20	228.92	4,578.40
26	Gland for 1.1kV Al 4CX25 Sq.mm Double Compression Heavy Duty Ni Plated	EA	20	291.25	5,824.95
27	Lug AL Crimping 25 Sqmm XLPE Single hole	EA	200	7.14	1,427.80
28	GI Nut , Bolt & Washer of different sizes	Kg	33.48	87.32	2,923.47
29	FRP CROSS ARM 1070MM 415V	EA	20	1,158.16	23,163.16
30	1.1kV Al 2CX4 Sq.mm Round Armoured Cable -FRLSH	Mtr	200	63.72	12,744.00
31	1.1kV Al 2CX10 Sq.mm Round Armoured Cable -FRLSH	Mtr	100	101.48	10,148.00
32	1.1kV Al 4CX10 Sq.mm Round Armoured Cable -FRLSH	Mtr	100	120.36	12,036.00
33	Tie Plastic Black size 7.6mmX150mm	Lot	4	29.95	119.79
34	Tie Plastic size 9mmX265mm	Lot	4	29.95	119.79
35	Black Paint	Ltr	15	251.07	3,766.03
36	Yellow Colour Paint for Background	Ltr	30	251.07	7,532.06
A				**Total Cost of materials**	**17,95,589.86**
B				**Stock, Storage & Insurance i.e 3%**	**53,867.70**
C				**Sub Total C=A+B**	**18,49,457.55**
D				**Contigency @ 3% of C**	**55,483.73**
E				**Tools & Plants @ 2% of C**	**36,989.15**
F				**Transportation @ 7.5% of C**	**1,38,709.32**
G				**Erection Transformer/Breaker/WPB/H Pole/Joist Poles @ 5%**	**-**
H				**Erection Other @ 10%**	**1,71,710.05**
I				**Erection PSC Pole @ 20%**	**26,471.41**
J				**Sub Total J=C+D+E+F+G+H+I**	**22,78,821.21**
	Civil & Services				
	Concreting of poles in ratio 1:1.5:3 for 9MTR PSC POLE	EA	30	2,942.12	88,263.48
	Couping of poles in ratio 1:1.5:3 for 9MTR PSC POLE	EA	30	882.63	26,479.05
	Stay concreting in ratio 1:2:4	EA	10	1,534.00	15,340.00
	GIS coordinate mapping, drawing preparation and submission of the same for New/Existing line%_1	EA	1	12,354.60	12,354.60
K				**Total Civil Part**	**1,42,437.13**
L				**Sub-Total L =J+K**	**24,21,258.34**
M				**Other Over Head (Including Supervision charges)@ 6% of L**	**-**
N				**Sub-Total N=L+M**	**24,21,258.34**
O				**CESS @ 1% of Sub-Total N**	**24,212.58**
P				**Inspection fees**	**375.00**
Q				**Drawing approval**	**750.00**
R				**Sub-Total R=N+O+P+Q**	**24,46,595.92**
S				**Add GST (Exempted) of Sub-Total**	**-**
T				**Grand Total**	**24,46,595.92**

Cost Estimate for 2 Phase to 3 Phase Conversion of 11kV line with 11mtr. WPB-pole and AAAC 100 Sq.mm					
Sl No	**Description of Item**	**Unit**	**Quantity**	**Landed Unit Cost inclusive of GST(In Rs.)**	**Amount(In Rs.)**
1	WPB 160x152 (30.44KG/Mtr.),11 mtr- with base plate 300x300x12	EA	8	32,214.97	2,57,719.74
2	Straight Cross Arm Channel 100X50X5mm, each channel length 1.2 Mtr	Kg	137.66	92.04	12,670.59
3	Straight Cross Arm Top Channel 100X50X5mm,each channel length 0.306 Mtr.	Kg	35.10	92.04	3,231.00
4	Fish Plate 50X6 mm.,each 0.280 mtr. Length	Kg	21.15	84.96	1,796.53
5	Danger Plate, 11kV	EA	8	212.40	1,699.20
6	Back Clamp (25X3 mm. flat) for danger Plate WPB pole	Kg	5.29	84.96	449.17
7	GI barbed wire(2.50x2.50 mm) anticlimbing device	Kg	24	87.32	2,095.68
8	Back Clamp (25X3mm. Flat) for Barbed wire anticlimbing device for WPB Pole	Kg	10.57	84.96	898.34
9	11kV,5kN pin insulator polymer	EA	12	165.20	1,982.40
10	H,T. CROSS ARM 'V' SHAPE FOR 11KV(Gl)-10.5Kg	EA	4	1,004.18	4,016.72
11	GI Back Clamp for 11kV 'V' Cros Arm	EA	4	165.20	660.80
12	CLAMP F TYPE GI FOR 11KV	EA	4	159.30	637.20
13	Disc Insulator Hardware Fittings (70KN) B&S,3 Bolt	EA	24	486.16	11,667.84
14	11KV Polymeric Disc Insulator 70KN B&S	EA	24	177.00	4,248.00
15	Earthing Coil	EA	8	193.52	1,548.16
16	No 8 GI wire (0.131 kg/mtr.)	Kg	2.10	87.32	183.02
17	WEDGE CONNECTOR FOR 100 SQMM.CONDUCTOR	EA	8	162.84	1,302.72
18	GI Nut , Bolt & Washer of different sizes	Kg	18.8	87.32	1,644.93
19	HT Stay Clamp Type-A for WPB Pole	Pair	6	306.80	1,840.80
20	HT Stay Clamp Type-B for WPB Pole	Pair	2	306.80	613.60
21	H.T 11kV Stay set (Complete)	Set	8	1,692.12	13,536.96
22	HT stay (Guy) insulator	EA	8	102.66	821.28
23	7/10 SWG Stay Wire(3.15mm)-(Heavy)	Kg	80	90.86	7,268.80
24	AAA conductor,100 mm2	KM	1.03	92,523.80	95,299.51
25	Black Paint	Ltr	4	251.07	1,004.27
26	Yellow Colour Paint for Background	Ltr	8	251.07	2,008.55
A				**Total Cost of materials**	**4,30,845.84**
B				**Stock, Storage & Insurance i.e 3%**	**12,925.38**
C				**Sub Total C=A+B**	**4,43,771.21**
D				**Contigency @ 3% of C**	**13,313.14**
E				**Tools & Plants @ 2% of C**	**8,875.42**
F				**Transportation @ 7.5% of C**	**33,282.84**
G				**Erection Transformer/Breaker/WPB/H Pole/Joist Poles @ 5%**	**13,272.57**
H				**Erection Other @ 10%**	**17,831.99**
I				**Erection PSC Pole @ 20%**	
J				**Sub Total J=C+D+E+F+G+H+I**	**5,30,347.17**
	Civil & Services				
	Concreting of poles in ratio 1:1.5:3 for 11MTR POLE	EA	8	3,530.54	28,244.31
	Couping of poles in ratio 1:1.5:3 for for 11MTR POLE	EA	8	882.63	7,061.08
	Stay concreting in ratio 1:2:4	EA	8	1,534.00	12,272.00
	Dismantling of RSJ/WPB pole(116x100mm)	EA	1	1,380.91	1,380.91
	Dismantling of PSC pole (9mtr)& return	EA	1	950.00	950.00
	Dismantling of 11KV 'V' Cross arm & retu	EA	1	42.34	42.34
	Dismantling of 11KV GI pin with insulato	EA	1	8.28	8.28
	Dismantling of 11KV Disc insulator with	EA	6	8.28	49.68
	Dismantling of MS Channel& Return store	Kg	172.77	8.10	1,399.42
	GIS coordinate mapping, drawing preparation and submission of the same for New/Existing line%_1	EA	1	12,354.60	12,354.60
K				**Total Civil Part**	**63,762.63**
L				**Sub-Total L =J+K**	**5,94,109.80**
M				**Other Over Head (Including Supervision charges)@ 6% of L**	**-**
N				**Sub-Total N=L+M**	**5,94,109.80**
O				**CESS @ 1% of Sub-Total N**	**5,941.10**
P				**Inspection fees**	
Q				**Drawing approval**	**-**
R				**Sub-Total R=N+O+P+Q**	**6,00,050.89**
S				**Add GST (Exempted) of Sub-Total**	**-**
T				**Grand Total**	**6,00,050.89**

Cost Estimate of DP Structure & its accessories with WPB Pole for Distribution Transformer

Sl No	Description of Item	Unit	Quantity	Landed Unit Cost inclusive of GST(In Rs.)	Amount(In Rs.)
1	WPB 160x152 (30.44KG/Mtr.),11 mtr- with base plate 300x300x12	EA	2	32,214.97	64,429.94
2	Top Channel 100X50X5mm, each channel length 2.77 Mtr	Kg	52.96	92.04	4,874.66
3	Danger Plate, 11kV	EA	2.00	212.40	424.80
4	Back Clamp (25X3 mm. flat) for danger Plate WPB pole	Kg	0.66	84.96	56.15
5	GI barbed wire(2.50x2.50 mm) anticlimbing device	Kg	6	87.32	523.92
6	Back Clamp (25X3mm. Flat) for Barbed wire anticlimbing device for WPB Pole	Kg	2.64	84.96	224.59
7	Earthing Coil	EA	2.00	193.52	387.04
8	No 8 GI wire (0.131 kg/mtr.)	Kg	0.26	87.32	22.88
9	HT Stay Clamp Type-A for WPB Pole	Pair	2	306.80	613.60
10	H.T 11kV Stay set (Complete)	Set	2	1,692.12	3,384.24
11	HT stay (Guy) insulator	EA	2	102.66	205.32
12	7/10 SWG Stay Wire(3.15mm)-(Heavy)	Kg	10	90.86	908.60
13	40mm nominal bore GI pipe (Heavy gauge) earthing device with 3 mtr .Long	EA	1	1,534.00	1,534.00
14	GI Nut , Bolt & Washer of different sizes	Kg	15	87.32	1,315.00
15	GI Flat 25X3 mm(0.589kg/mtr)	Kg	5.3	84.96	450.37
16	Black Paint	Ltr	1	251.07	251.07
17	Yellow Colour Paint for Background	Ltr	2	251.07	502.14
A				**Total Cost of materials**	**80,108.30**
B				**Stock, Storage & Insurance i.e 3%**	**2,403.25**
C				**Sub Total C=A+B**	**82,511.55**
D				**Contigency @ 3% of C**	**2,475.35**
E				**Tools & Plants @ 2% of C**	**1,650.23**
F				**Transportation @ 7.5% of C**	**6,188.37**
G				**Erection Transformer/Breaker/WPB/H Pole/Joist Poles @ 5%**	**3,318.14**
H				**Erection Other @ 10%**	**1,614.87**
I				**Erection PSC Pole @ 20%**	
J				**Sub Total J=C+D+E+F+G+H+I**	**97,758.50**
	Civil & Services				
	Concreting of poles in ratio 1:1.5:3 for 11MTR POLE	EA	2	3,530.54	7,061.08
	Couping of poles in ratio 1:1.5:3 for for 11MTR POLE	EA	2	882.63	1,765.27
	Construction of Earthing Chamber (Size: 2'X2') and RCC Slab cover as per specification including supply of material%_1	EA	1	4,130.00	4,130.00
	Stay concreting in ratio 1:2:4	EA	2	1,534.00	3,068.00
K				**Total Civil Part**	**16,024.35**
L				**Sub-Total L =J+K**	**1,13,782.85**
M				**Other Over Head (Including Supervision charges)@ 6% of L**	**-**
N				**Sub-Total N=L+M**	**1,13,782.85**
O				**CESS @ 1% of Sub-Total N**	**1,137.83**
P				**Inspection fees**	
Q				**Drawing approval**	
R				**Sub-Total R=N+O+P+Q**	**1,14,920.68**
S				**Add GST (Exempted) of Sub-Total**	**-**
T				**Grand Total**	**1,14,920.68**

Cost Estimate of DP Structure & its accessories with PSC Pole for Distribution Transformer

Sl No	Description of Item	Unit	Quantity	Landed Unit Cost inclusive of GST(In Rs.)	Amount(In Rs.)
1	9 mtr long 300 kg PSC pole	EA	2	4,283.40	8,566.80
2	RCC base Plate	EA	2	426.38	852.76
3	Top Channel 100X50X5mm, each channel length 2.77 Mtr	Kg	52.96	92.04	4,874.66
4	Danger Plate, 11kV	EA	2.00	212.40	424.80
5	Back Clamp (25X3 mm. flat) for danger Plate WPB pole	Kg	0.66	84.96	56.15
6	GI barbed wire(2.50x2.50 mm) anticlimbing device	Kg	6	87.32	523.92
7	Back Clamp (25X3mm. Flat) for Barbed wire anticlimbing device for WPB Pole	Kg	2.64	84.96	224.59
8	Earthing Coil	EA	2.00	193.52	387.04
9	No 8 GI wire (0.131 kg/mtr.)	Kg	0.26	87.32	22.88
10	HT Stay Clamp Type-A for WPB Pole	Pair	2	306.80	613.60
11	H.T 11kV Stay set (Complete)	Set	2	1,692.12	3,384.24
12	HT stay (Guy) insulator	EA	2	102.66	205.32
13	7/10 SWG Stay Wire(3.15mm)-(Heavy)	Kg	20	90.86	1,817.20
14	GI Nut , Bolt & Washer of different sizes	Kg	5	87.32	436.60
15	Black Paint	Ltr	1	251.07	251.07
16	Yellow Colour Paint for Background	Ltr	2	251.07	502.14
A				**Total Cost of materials**	**23,143.76**
B				**Stock, Storage & Insurance i.e 3%**	**694.31**
C				**Sub Total C=A+B**	**23,838.07**
D				**Contigency @ 3% of C**	**715.14**
E				**Tools & Plants @ 2% of C**	**476.76**
F				**Transportation @ 7.5% of C**	**1,787.86**
G				**Erection Transformer/Breaker/WPB/H Pole/Joist Poles @ 5%**	
H				**Erection Other @ 10%**	**1,501.43**
I				**Erection PSC Pole @ 20%**	**1,764.76**
J				**Sub Total J=C+D+E+F+G+H+I**	**30,084.02**
	Civil & Services				
	Concreting of poles in ratio 1:1.5:3 for 9MTR PSC POLE	EA	2	2,942.12	5,884.23

	Couping of poles in ratio 1:1.5:3 for 9MTR PSC POLE	EA	2	882.63	1,765.27
	Stay concreting in ratio 1:2:4	EA	2	1,534.00	3,068.00
K				**Total Civil Part**	**10,717.50**
L				**Sub-Total L =J+K**	**40,801.52**
M				**Other Over Head (Including Supervision charges)@ 6% of L**	**-**
N				**Sub-Total N=L+M**	**40,801.52**
O				**CESS @ 1% of Sub-Total N**	**408.02**
P				**Inspection fees**	
Q				**0**	
R				**Sub-Total R=N+O+P+Q**	**41,209.53**
S				**Add GST (Exempted) of Sub-Total**	**-**
T				**Grand Total**	**41,209.53**

Cost Estimate for 11kV Line with 11mtr. WPB-pole and XLPE 3CX95 Sq.mm					
Sl No	**Description of Item**	**Unit**	**Quantity**	**Landed Unit Cost inclusive of GST(In Rs.)**	**Amount(In Rs.)**
1	WPB 160x152 (30.44KG/Mtr.),11 mtr- with base plate 300x300x12	EA	25	32,214.97	8,05,374.19
2	Straight Cross Arm Channel 100X50X5mm, each channel length 1.2 Mtr	Kg	91.78	92.04	8,447.06
3	Straight Cross Arm Top Channel 100X50X5mm,each channel length 0.306 Mtr.	Kg	5.85	92.04	538.50
4	Fish Plate 50X6 mm.,each 0.280 mtr. Length	Kg	2.64	84.96	224.57
5	Danger Plate, 11kV	EA	25	212.40	5,310.00
6	Back Clamp (25X3 mm. flat) for danger Plate WPB pole	Kg	16.52	84.96	1,403.66
7	GI barbed wire(2.50x2.50 mm) anticlimbing device	Kg	75	87.32	6,549.00
8	Back Clamp (25X3mm. Flat) for Barbed wire anticlimbing device for WPB Pole	Kg	33.04	84.96	2,807.32
9	Pole clamp for EYE hook for XLPE Aerial bunched Cable	Pair	25	283.20	7,080.00
10	Flat Eye Hook for AB cable	EA	25	88.50	2,212.50
11	NFC Suspension Clamp for ABC 70-95 Sqmm	EA	25	165.20	4,130.00
12	J-Clamp for XLPE Cable	EA	1000	94.40	94,400.00
13	3Cx95mm2 11kV XLPE Cable,Armoured	Mtr	1030	1,196.52	12,32,415.60
14	12KV, 10 KA (Station Class, CL-II) without Surge Counter	EA	4	2,312.80	9,251.20
15	Earthing Coil	EA	25	193.52	4,838.00
16	No 8 GI wire (0.131 kg/mtr.)	Kg	6.55	87.32	571.95
17	JT KIT 11KV O/D TERM 3CX95 SQMM XLPE	EA	5	2,430.80	12,154.00
18	GI Nut , Bolt & Washer of different sizes	Kg	20.0	87.32	1,746.40
19	HT Stay Clamp Type-A for WPB Pole	Pair	5	306.80	1,534.00
20	H.T 11kV Stay set (Complete)	Set	5	1,692.12	8,460.60
21	HT stay (Guy) insulator	EA	5	102.66	513.30
22	7/10 SWG Stay Wire(3.15mm)-(Heavy)	Kg	477	90.86	43,340.22
23	Black Paint	Ltr	12.5	251.07	3,138.36
24	Yellow Colour Paint for Background	Ltr	25	251.07	6,276.72
A				**Total Cost of materials**	**22,62,717.15**
B				**Stock, Storage & Insurance i.e 3%**	**67,881.51**
C				**Sub Total C=A+B**	**23,30,598.66**
D				**Contigency @ 3% of C**	**69,917.96**
E				**Tools & Plants @ 2% of C**	**46,611.97**
F				**Transportation @ 7.5% of C**	**1,74,794.90**
G				**Erection Transformer/Breaker/WPB/H Pole/Joist Poles @ 5%**	**41,476.77**
H				**Erection Other @ 10%**	**23,167.52**
I				**Erection PSC Pole @ 20%**	
J				**Sub Total J=C+D+E+F+G+H+I**	**26,86,567.78**
	Civil & Services				
	Concreting of poles in ratio 1:1.5:3 for 11MTR POLE	EA	25	3,530.54	88,263.48
	Couping of poles in ratio 1:1.5:3 for for 11MTR POLE	EA	25	882.63	22,065.87
	Stay concreting in ratio 1:2:4	EA	5	1,534.00	7,670.00
	LAY CBL PWR XLPE 11KV TOW/TRAY/Pole	Mtr	1030	118.00	1,21,540.00
	GIS coordinate mapping, drawing preparation and submission of the same for New/Existing line%_1	EA	1	12,354.60	12,354.60
K				**Total Civil Part**	**2,51,893.95**
L				**Sub-Total L =J+K**	**29,38,461.74**
M				**Other Over Head (Including Supervision charges)@ 6% of L**	**-**
N				**Sub-Total N=L+M**	**29,38,461.74**
O				**CESS @ 1% of Sub-Total N**	**29,384.62**
P				**Inspection fees**	**375.00**
Q				**Drawing approval**	**750.00**
R				**Sub-Total R=N+O+P+Q**	**29,68,971.35**
S				**Add GST (Exempted) of Sub-Total**	**-**
T				**Grand Total**	**29,68,971.35**

Cost Estimate for 11kV Line with 11mtr. WPB-pole and Insulated XLPE 100 Sq.mm					
Sl No	**Description of Item**	**Unit**	**Quantity**	**Landed Unit Cost inclusive of GST(In Rs.)**	**Amount(In Rs.)**
1	WPB 160x152 (30.44KG/Mtr.),11 mtr- with base plate 300x300x12	EA	20	32,214.97	6,44,299.35
2	Top Channel 100X50X5mm, each channel length 3.0 Mtr	Kg	57.36	92.04	5,279.41
3	Double Pole Belting Channel 75X40X4.8mm.,each channel length 3.0 Mtr	Kg	107.10	92.04	9,857.48
4	50X50X6mm.GI Bracing Angle, 4.5Kg./mtr., each angle length 3.512 mtr.	Kg	63.22	92.04	5,818.40
5	Straight Cross Arm Channel 100X50X5mm, each channel length 1.2 Mtr	Kg	68.83	92.04	6,335.30
6	Straight Cross Arm Top Channel 100X50X5mm,each channel length 0.306 Mtr.	Kg	17.55	92.04	1,615.50
7	Fish Plate 50X6 mm.,each 0.280 mtr. Length	Kg	14.54	84.96	1,235.11
8	Danger Plate, 11kV	EA	20	212.40	4,248.00
9	Back Clamp (25X3 mm. flat) for danger Plate WPB pole	Kg	13.22	84.96	1,122.93
10	Anticlimbing device Spike Type	EA	40	259.60	10,384.00
11	11kV,5kN pin insulator polymer	EA	51	165.20	8,425.20
12	H,T. CROSS ARM 'V' SHAPE FOR 11KV(Gl)-10.5Kg	EA	16	1,004.18	16,066.88
13	GI Back Clamp for 11kV 'V' Cros Arm	EA	16	165.20	2,643.20
14	CLAMP F TYPE GI FOR 11KV	EA	16	159.30	2,548.80
15	Tension Assembly Wedge Type with Anchoring Clamp for 11 kV 100 Sq.mm covered conductor	EA	18	1,038.40	18,691.20
16	33KV Polymeric Disc Insulator 90KN B&S	EA	18	341.02	6,138.36
17	Earthing Coil	EA	20	193.52	3,870.40
18	No 8 GI wire (0.131 kg/mtr.)	Kg	5.24	87.32	457.56
19	IPC for 11KV 100sqmm Covered Conductor	EA	18	649.00	11,682.00
20	MIDSPAN JOINT 11KV COVERED CONDUCTOR 100SQMM	EA	3	531.00	1,593.00
21	JT KIT END TERM. For 11KV 100 Sqmm Covered Conductor	EA	6	1,144.60	6,867.60
22	TIE INSULATED HELICAL F/11KV INSL. COND.	EA	57	129.80	7,398.60
23	GI Nut , Bolt & Washer of different sizes	Kg	43.4	87.32	3,786.81
24	HT Stay Clamp Type-A for WPB Pole	Pair	7	306.80	2,147.60
25	HT Stay Clamp Type-B for WPB Pole	Pair	1	306.80	306.80
26	H.T 11kV Stay set (Complete)	Set	8	1,692.12	13,536.96
27	HT stay (Guy) insulator	EA	8	102.66	821.28
28	7/10 SWG Stay Wire(3.15mm)-(Heavy)	Kg	80	90.86	7,268.80
29	40mm nominal bore GI pipe (Heavy gauge) earthing device with 3 mtr .Long	EA	1	1,534.00	1,534.00
30	11kV 100sqmm XLPE Covered Conductor	Mtr	3090.00	154.58	4,77,652.20
31	GI Flat 50X6 mm(2.36kg/mtr)	Kg	8.00	84.96	679.68
32	Black Paint	Ltr	10	251.07	2,510.69
33	Yellow Colour Paint for Background	Ltr	20	251.07	5,021.37
A				**Total Cost of materials**	**12,91,844.47**
B				**Stock, Storage & Insurance i.e 3%**	**38,755.33**
C				**Sub Total C=A+B**	**13,30,599.81**
D				**Contigency @ 3% of C**	**39,917.99**
E				**Tools & Plants @ 2% of C**	**26,612.00**
F				**Transportation @ 7.5% of C**	**99,794.99**
G				**Erection Transformer/Breaker/WPB/H Pole/Joist Poles @ 5%**	**33,181.42**
H				**Erection Other @ 10%**	**66,697.15**
I				**Erection PSC Pole @ 20%**	
J				**Sub Total J=C+D+E+F+G+H+I**	**15,96,803.35**
	Civil & Services				
	Concreting of poles in ratio 1:1.5:3 for 11MTR POLE	EA	20	3,530.54	70,610.79
	Couping of poles in ratio 1:1.5:3 for for 11MTR POLE	EA	20	882.63	17,652.70
	Stay concreting in ratio 1:2:4	EA	8	1,534.00	12,272.00
	Construction of Earthing Chamber (Size: 2'X2') and RCC Slab cover as per specification including supply of material%_1	EA	1	4,130.00	4,130.00
	GIS coordinate mapping, drawing preparation and submission of the same for New/Existing line%_1	EA	1	12,354.60	12,354.60
K				**Total Civil Part**	**1,17,020.08**
L				**Sub-Total L =J+K**	**17,13,823.43**
M				**Other Over Head (Including Supervision charges)@ 6% of L**	**-**
N				**Sub-Total N=L+M**	**17,13,823.43**
O				**CESS @ 1% of Sub-Total N**	**17,138.23**
P				**Inspection fees**	**375.00**
Q				**Drawing approval**	**750.00**
R				**Sub-Total R=N+O+P+Q**	**17,32,086.67**
S				**Add GST (Exempted) of Sub-Total**	**-**
T				**Grand Total**	**17,32,086.67**

Cost Estimate for Refurbishment of 33/0.43kV, 100KVA Station Transformer at PSS					
Sl No	**Description of Item**	**Unit**	**Quantity**	**Landed Unit Cost inclusive of GST(In Rs.)**	**Amount(In Rs.)**
1	WPB 160x152 (30.44KG/Mtr.),13 mtr- with base plate 300x300x12	EA	2.00	37,890.20	75,780.40
2	Top Channel 100X50X5mm, each channel length 4.3 Mtr	Kg	82.22	92.04	7,567.16
3	Mounting Channel 100X50X5mm GI channel 4.3 Mtr long	Kg	82.22	92.04	7,567.16
4	Isolator Support Side Channel 100X50X5mm, each channel length 0.5 Mtr	Kg	9.56	92.04	879.90
5	Down Pipe Base Support Angle 50X50X6mm, each angle length 0.34 Mtr	Kg	1.53	92.04	140.82
6	Channel Support for down Pipe 75X40X4.8mm., each channel length 0.750 Mtr	Kg	5.71	92.04	525.73
7	Down Pipe Diagonal Support Angle 50X50X6mm, each angle length 0.388 Mtr	Kg	1.75	92.04	160.70
8	Fish Plate 50X6 mm.,each 0.280 mtr. Length	Kg	10.57	84.96	898.27
9	33kV,10kN pin insulator polymer	EA	3	469.64	1,408.92
10	Disc Insulator Hardware Fittings (90KN) B&S,4 Bolt	Set	3	744.58	2,233.74
11	33KV Polymeric Disc Insulator 90KN B&S	EA	3	341.02	1,023.06
12	LA-33KV,10KA-CL-III WITH SURGE COUNTER	EA	3	14,042.00	42,126.00
13	WEDGE CONNECTOR '.'FIRE" FOR 148SQMM CONDUCTOR	EA	6	304.44	1,826.64
14	33kV AB switch 400A Polymer,3 Pole	EA	1	22,126.18	22,126.18
15	33kV H.G Fuse,400A,3Pole with PI	Set	1	17,062.80	17,062.80
16	100KVA,33/0.4kV(CU) Transformer (Cu), BIS Level-II,IS-1180,Ammendant-4	EA	1	5,91,176.46	5,91,176.46
17	LT Distribution Box with MCCB for 100KVA S/S	EA	1	36,681.48	36,681.48
18	1.1kV Al 1CX150 Sq.mm Cable -FRLSH	Mtr	24	191.16	4,587.84
19	Gland for 1.1kV Al 1CX150 Sq.mm Double Heavy Duty Ni Plated	EA	8	303.97	2,431.74
20	Lug AL Crimping 150 Sqmm XLPE Single hole	EA	8	49.96	399.69
21	AAA conductor,148 mm2	KM	0.03	1,37,304.80	4,119.14
22	GI Nut , Bolt & Washer of different sizes	Kg	52.1	87.32	4,551.47
23	HT Stay Clamp Type-A for WPB Pole	Pair	2	306.80	613.60
24	H.T 33kV Stay set (Complete)	Set	2	1,692.12	3,384.24
25	HT stay (Guy) insulator	EA	4	102.66	410.64
26	7/8 SWG Stay Wire(4mm)-(Heavy)	Kg	30	88.50	2,655.00
27	40mm nominal bore GI pipe (Heavy gauge) earthing device with 3 mtr .Long	EA	7	1,534.00	10,738.00
28	GI Flat 25X6 mm(1.18kg/mtr)	Kg	56	84.96	4,757.76
A				**Total Cost of materials**	**7,72,054.15**
B				**Stock, Storage & Insurance i.e 3%**	**23,161.62**
C				**Sub Total C=A+B**	**7,95,215.77**
D				**Contigency @ 3% of C**	**23,856.47**
E				**Tools & Plants @ 2% of C**	**15,904.32**
F				**Transportation @ 7.5% of C**	**59,641.18**
G				**Erection Transformer/Breaker/WPB/H Pole/Joist Poles @ 5%**	**30,445.59**
H				**Erection Other @ 10%**	**18,630.40**
I				**Erection PSC Pole @ 20%**	
J				**Sub Total J=C+D+E+F+G+H+I**	**9,43,693.74**
	Civil & Services				
	Concreting of poles in ratio 1:1.5:3 for 13MTR POLE	EA	2.00	4,315.10	8,630.21
	Couping of poles in ratio 1:1.5:3 for 13MTR POLE	EA	2.00	882.63	1,765.27
	Stay concreting in ratio 1:2:4	EA	2	1,534.00	3,068.00
	Construction of Earthing Chamber (Size: 2'X2') and RCC Slab cover as per specification including supply of material%_1	EA	7	4,130.00	28,910.00
	Constr of TRF Plinth for upto 500KVA	EA	1	33,040.00	33,040.00
K				**Total Civil Part**	**75,413.48**
L				**Sub-Total L =J+K**	**10,19,107.21**
M				**Other Over Head (Including Supervision charges)@ 6% of L**	**-**
N				**Sub-Total N=L+M**	**10,19,107.21**
O				**CESS @ 1% of Sub-Total N**	**10,191.07**
P				**Inspection fees**	**-**
Q				**Drawing approval**	**-**
R				**Sub-Total R=N+O+P+Q**	**10,29,298.28**
S				**Add GST (Exempted) of Sub-Total**	**-**
T				**Grand Total**	**10,29,298.28**

Cost Estimate for Bus-Coupler arrangement at PSS

Sl No	Description of Item	Unit	Quantity	Landed Unit Cost inclusive of GST(In Rs.)	Amount(In Rs.)
1	12KV, 10 KA (Station Class, CL-II) without Surge Counter	EA	12.0	2,312.80	27,753.60
2	11 KV 630A with earth switch GI Box (Porcelain) Motorized both Isolator and Earth Switch	EA	2.0	79,174.46	1,58,348.92
3	11kV Bus-Coupler Indoor AIS Panel consisting of Breaker-1250A, VCB 48V DC	EA	1.0	11,66,500.00	11,66,500.00
4	Mounting Channel 100X50X5mm GI channel 4.3 Mtr long	Kg	164.43	92.04	15,134.32
5	Isolator Support Side Channel 100X50X5mm, each channel length 0.5 Mtr	Kg	19.12	92.04	1,759.80
6	Down Pipe Base Support Angle 50X50X6mm, each angle length 0.34 Mtr	Kg	3.06	92.04	281.64
7	Channel Support for down Pipe 75X40X4.8mm., each channel length 0.750 Mtr	Kg	22.85	92.04	2,102.93
8	Down Pipe Diagonal Support Angle 50X50X6mm, each angle length 0.388 Mtr	Kg	3.49	92.04	321.40
9	GI Nut , Bolt & Washer of different sizes	Kg	32	87.32	2,776.78
10	Disc Insulator Hardware Fittings (70KN) B&S,3 Bolt	EA	6.0	486.16	2,916.96
11	11KV Polymeric Disc Insulator 70KN B&S	EA	6.0	177.00	1,062.00
12	WEDGE CONNECTOR '.'FIRE" FOR 232SQMM CONDUCTOR	EA	6.0	392.94	2,357.64
13	AAA conductor,232 mm2	KM	0.1	2,14,347.00	21,434.70
14	40mm nominal bore GI pipe (Heavy gauge) earthing device with 3 mtr .Long	EA	5.0	1,534.00	7,670.00
15	GI Flat 50X6 mm(2.36kg/mtr)	Kg	80.0	84.96	6,796.80
16	11kV AL 3CX400 Sqmm XLPE Cable armoured-FRLSH	Mtr	80.0	2,802.50	2,24,200.00
17	Heat shrinkable jointing kit for 3Cx400 mm² 11KV XLPE Cable(outdoor type)	EA	6.0	3,422.00	20,532.00
18	PIPE HDPE 160 MM DIA PE80-PN8	Mtr	60.0	615.96	36,957.60
19	JT Kit 11KV I/D 3CX400SQMM SCREEN TYPE TOUCH PROF	EA	6.0	28,154.80	1,68,928.80
20	Supply of Cheq. plate 1000X300X5.6mm	TON	0.3	84,993.65	25,498.10
21	1.1kV CU 4C x 2.5 sqmm PVC,FRLSH,Round Armoured	Mtr	30.0	146.32	4,389.60
22	1.1kV CU 7C x 2.5 sqmm PVC,FRLSH,Round Armoured	Mtr	30.0	231.28	6,938.40
23	1.1kV CU 10C x 2.5 sqmm PVC,FRLSH,Round Armoured	Mtr	30.0	332.76	9,982.80
A				**Total Cost of materials**	**19,14,644.79**
B				**Stock, Storage & Insurance i.e 3%**	**57,439.34**
C				**Sub Total C=A+B**	**19,72,084.14**
D				**Contigency @ 3% of C**	**59,162.52**
E				**Tools & Plants @ 2% of C**	**39,441.68**
F				**Transportation @ 7.5% of C**	**1,47,906.31**
G				**Erection Transformer/Breaker/WPB/H Pole/Joist Poles @ 5%**	**60,074.75**
H				**Erection Other @ 10%**	**50,159.68**
I				**Erection PSC Pole @ 20%**	
J				**Sub Total J=C+D+E+F+G+H+I**	**23,28,829.09**
	Civil & Services				
	LAY CBL PWR XLPE 11KV TREN/PIPE	Mtr	80.0	129.80	10,384.00
	Trenchless Duct UPTO 200mm dia	Mtr	60.0	1867.26	1,12,035.60
	Laying of Cheq. plate 1000X300X5.6mm	TON	0.3	8690.56	2,607.17
	Construction of Earthing Chamber (Size: 2'X2') and RCC Slab cover as per specification including supply of material%_1	EA	5.0	4,130.00	20,650.00
K				**Total Civil Part**	**1,45,676.77**
L				**Sub-Total L =J+K**	**24,74,505.85**
M				**Other Over Head (Including Supervision charges)@ 6% of L**	**-**
N				**Sub-Total N=L+M**	**24,74,505.85**
O				**CESS @ 1% of Sub-Total N**	**24,745.06**
P				**Inspection Fees**	
Q				**Drawing approval**	**750.00**
R				**Sub-Total R=N+O+P+Q**	**25,00,000.91**
S				**Add GST (Exempted) of Sub-Total**	**-**
T				**Grand Total**	**25,00,000.91**

Cost Estimate for Re-installation of dismantled Power Transformer

Sl No	Description of Item	Unit	Quantity	Landed Unit Cost inclusive of GST(In Rs.)	Amount(In Rs.)
1	Transformer Monitoring Unit	EA	1	4,83,133.25	4,83,133.25
2	40mm nominal bore GI pipe (Heavy gauge) earthing device with 3 mtr .Long	EA	7	1,534.00	10,738.00
3	GI Flat 50X6 mm(2.36kg/mtr)	Kg	198.24	84.96	16,842.47
A				**Total Cost of materials**	**5,10,713.72**
B				**Stock, Storage & Insurance i.e 3%**	**15,321.41**
C				**Sub Total C=A+B**	**5,26,035.13**
D				**Contigency @ 3% of C**	**15,781.05**
E				**Tools & Plants @ 2% of C**	**10,520.70**
F				**Transportation @ 7.5% of C**	**39,452.64**
G				**Erection Transformer/Breaker/WPB/H Pole/Joist Poles @ 5%**	
H				**Erection Other @ 10%**	**52,603.51**
I				**Erection PSC Pole @ 20%**	
J				**Sub Total J=C+D+E+F+G+H+I**	**6,44,393.04**
	Civil & Services				
	Construction of Earthing Chamber (Size: 2'X2') and RCC Slab cover as per specification including supply of material%_1	EA	7	4,130.00	28,910.00
	Demolish/removal of debris of PCC	CUM	20	768.70	15,374.00
	Dismantling of PTR Above 5 to12.5MVA	EA	1	1,10,000.00	1,10,000.00
	ITC 5/8MVATRF ,50MtrTransport Manual	EA	1	3,54,000.00	3,54,000.00
	Transport through Truck upto 70KM	EA	1	17,700.00	17,700.00
	Construction of Oil Sump Pit for Power Transformer	EA	1	1,28,981.49	1,28,981.49
	Construction of Foundation for Power Transformer 5MVA	EA	1	2,18,273.03	2,18,273.03
	Gravel spreading over Bay/GSS/other	CUM	18	3,540.00	63,720.00
K				**Total Civil Part**	**9,36,958.52**
L				**Sub-Total L =J+K**	**15,81,351.56**
M				**Other Over Head (Including Supervision charges)@ 6% of L**	**-**
N				**Sub-Total N=L+M**	**15,81,351.56**
O				**CESS @ 1% of Sub-Total N**	**15,813.52**
P				**Inspection Fees**	
Q				**Drawing Approval**	
R				**Sub-Total R=N+O+P+Q**	**15,97,165.07**
S				**Add GST (Exempted) of Sub-Total**	**-**
T				**Grand Total**	**15,97,165.07**

Cost Estimate for Refurbishment of PSS (CT,PT,ISOLATOR,VCB,DEHUMIDIFIER,RELAY,BATTERY,LA,STABILIZER,SWITCHYARD LIGHTING)

Sl No	Description of Item	Unit	Quantity	Landed Unit Cost inclusive of GST(In Rs.)	Amount(In Rs.)
1	11KV,Outdoor,oil cooled, CTR-200-400- 800/1-1-1 A (Accuracy Class-PS/0.2S/5P20),Burden 30VA	EA	30	39,199.60	11,75,988.00
2	33KV,outdoor,oil cooled,CTR-200-400-800/1-1-1 A (Accuracy Class-PS/0.2S/5P20), Burden 30VA	EA	6	47,850.18	2,87,101.08
3	WPB 160x152 (30.44KG/Mtr.),11 mtr- with base plate 300x300x12	EA	255	32,214.97	82,14,816.74
4	Top Channel 100X50X5mm, each channel length 4.3 Mtr	Kg	20965.08	92.04	19,29,625.96
5	Double Pole Belting Channel 75X40X4.8mm., each channel length 4.3 Mtr	Kg	15658.02	92.04	14,41,164.16
6	50X50X6mm.GI Bracing Angle, each angle length 4.927 Mtr	Kg	11307.47	92.04	10,40,739.08
7	Danger Plate, 33kV	EA	255	212.40	54,162.00
8	Back Clamp (25X3 mm. flat) for danger Plate WPB pole	Kg	168.52	84.96	14,317.36
9	GI barbed wire(2.50x2.50 mm) anticlimbing device	Kg	765.00	87.32	66,799.80
10	Back Clamp (25X3mm. Flat) for Barbed wire anticlimbing device for WPB Pole	Kg	337.04	84.96	28,634.71
11	No 8 GI wire (0.131 kg/mtr.)	Kg	67	87.32	5,833.85
12	Black Paint	Ltr	128	251.07	32,011.25
13	Yellow Colour Paint for Background	Ltr	255	251.07	64,022.49
14	CABLE CONTROL 1.1KV CU PVC 4Cx2.5MM2 ARM	M	89766	146.32	1,31,34,561.12
15	CABLE CONTROL 1.1KV CU PVC 16Cx2.5MM2 ARM	M	4700	502.68	23,62,596.00
16	VCB 11KV O/D 1250A	EA	66	2,30,568.46	1,52,17,518.36
17	VCB 33KV O/D 1250A	EA	16	3,11,082.22	49,77,315.52
18	33KV 1250A with earth switch GI Box (Porcelain)-Motorized	EA	87	1,19,949.36	1,04,35,594.32
19	33KV 1250A with earth switch GI Box (Porcelain)-Manual	EA	20	79,347.92	15,86,958.40
20	33KV 1250A without earth switch GI Box (Porcelain)-Manual	EA	19	73,036.10	13,87,685.90
21	33KV 1250A without earth switch GI Box (Porcelain)-Motorized	EA	63	1,02,492.44	64,57,023.72
22	11KV 630 A with earth switch GI Box (Porcelain)-Manual	EA	38	79,174.46	30,08,629.48
23	11KV 630 A without earth switch GI Box (Porcelain)-Manual	EA	24	34,607.04	8,30,568.96
24	11 KV 630A with earth switch GI Box (Porcelain) Motorized Isolator	EA	174	79,174.46	1,37,76,356.04
25	11 KV 630A without earth switch GI Box (Porcelain) Motorized	EA	115	1,00,438.65	1,15,50,444.75
26	LA-33KV,10KA-CL-III WITH SURGE COUNTER	EA	528	14,042.00	74,14,176.00
27	12KV, 10 KA (Station Class, CL-II) without Surge Counter	EA	738	2,312.80	17,06,846.40
28	Mounting Channel 100X50X5mm GI channel 4.3 Mtr long	Kg	51540.7	92.04	47,43,810.08
29	Isolator Mounting Channel 75X40X4.5mm, 7.14KG/Mtr	Kg	6246.1	92.04	5,74,888.47
30	Cantilever Support Channel 75x40x4.8 mm GI Channel	Kg	9180.1	92.04	8,44,932.17
31	Angle for Cantilever arrrangement 50X50X6	Kg	7005.2	92.04	6,44,757.69
32	Isolator Support Side Channel 100X50X5mm, each channel length 0.5 Mtr	Kg	3016.1	92.04	2,77,605.53
33	Down Pipe Base Support Angle 50X50X6mm, each angle length 0.34 Mtr	Kg	2804.5	92.04	2,58,125.26
34	Channel Support for down Pipe 75X40X4.8mm., each channel length 0.750 Mtr	Kg	7263.5	92.04	6,68,534.56
35	Down Pipe Diagonal Support Angle 50X50X6mm, each angle length 0.388 Mtr	Kg	4246.6	92.04	3,90,856.70
36	Fish Plate 50X6 mm.,each 0.280 mtr. Length	Kg	23031.2	84.96	19,56,731.26
37	PIPE HDPE 200 MM DIA PN8	Mtr	420.0	958.16	4,02,427.20
38	11kV AL 3CX400 Sqmm XLPE Cable armoured-FRLSH	Mtr	1050.0	2,802.50	29,42,625.00
39	Heat shrinkable jointing kit for 3Cx400 mm² 11KV XLPE Cable(outdoor type)	EA	21.0	3,422.00	71,862.00
40	Heat shrinkable jointing kit for 3Cx400 mm² 11KV XLPE Cable(indoor type)	EA	21.0	9,746.80	2,04,682.80
41	JUNCTION BOX CT	EA	12.0	8,610.00	1,03,320.00
42	Disc insulator (B&S) 90 KN polymer	EA	9282.4	1,926.94	1,78,86,666.39
43	H W fitting(B&S) 90KN, 3Bolt	EA	9282.4	586.46	54,43,768.03
44	11 KV pin insulator polymer	EA	9282.4	335.12	31,10,724.59
45	33kV,10kN pin insulator polymer	EA	1182.4	469.64	5,55,311.73
46	H W fitting(B&S) 120KN,4 Bolt	EA	1182.4	867.30	10,25,512.87
47	Disc insulator(B&S)120 KN polymer	EA	1182.4	547.52	6,47,398.60
48	WEDGE CONNECTOR '.'FIRE" FOR 148SQMM CONDUCTOR	EA	19718.3	304.44	60,03,051.43
49	WEDGE CONNECTOR '.'FIRE" FOR 232SQMM CONDUCTOR	EA	6536.3	392.94	25,68,389.44
50	12 BOLTED (M-12)"T" CLAMP,232 SQ.MM.AAAC	EA	639.2	961.70	6,14,728.26
51	T clamp for 148 mm² conductor	EA	9289.2	545.46	50,66,824.22
52	GI Nut , Bolt & Washer of different sizes	Kg	11542.9	87.32	10,07,927.77
53	40mm nominal bore GI pipe (Heavy gauge) earthing device with 3 mtr .Long	EA	2039.5	1,534.00	31,28,593.00
54	AAA conductor,148 mm2	KM	33.9	1,37,304.80	46,49,113.07
55	AAA conductor,232 mm2	KM	8.0	2,14,347.00	17,25,450.48
56	GI Flat 50X6 mm(2.36kg/mtr)	Kg	52006.1	84.96	44,18,441.65
57	Sundries	EA	314	1,000.00	3,14,000.00
A				**Total Cost of materials**	**18,04,52,551.69**
B				**Stock, Storage & Insurance i.e 3%**	**54,13,576.55**
C				**Sub Total C=A+B**	**18,58,66,128.24**
D				**Contigency @ 3% of C**	**55,75,983.85**
E				**Tools & Plants @ 2% of C**	**37,17,322.56**
F				**Transportation @ 7.5% of C**	**1,39,39,959.62**
G				**Erection Transformer/Breaker/WPB/H Pole/Joist Poles @ 5%**	**14,63,097.01**
H				**Erection Other @ 10%**	**1,50,35,083.36**
I				**Erection PSC Pole @ 20%**	
J				**Sub Total J=C+D+E+F+G+H+I**	**22,55,97,574.64**
	Civil & Services				
1	SITC of T ConnectFor wolf to pantherCond	EA	1656	1,583.93	26,22,981.12
2	Concreting of poles in ratio 1:1.5:3 for 11MTR POLE	EA	255	3,530.54	9,00,287.53
3	Couping of poles in ratio 1:1.5:3 for for 11MTR POLE	EA	255	882.63	2,25,071.88
4	Construction of Earthing Chamber (Size: 2'X2') and RCC Slab cover as per specification including supply of material%_1	EA	2040	4,130.00	84,23,135.00
5	Supply & installation of PAD CLAMP FOR CT/PT/VCB	EA	36	1,239.00	44,604.00
6	SITC of CABLE CAT6 ETHERNET	M	27000	82.60	22,30,200.00
7	SITC of RS485 SERIAL CABLE	M	27000	129.80	35,04,600.00
8	SITC of Pipe HDPE Size 50mm	M	27000	99.80	26,94,718.80
9	BA will excavate the cable trench depth upto 2.5 MTR & remove the debris using necessary tools & machinery for excavation of cable trench & other civil works%_1	M3	1450	413.00	5,98,839.44
10	BA will Back fill the excvated site with same earth.BA will provide necessary Tools,Machinery & Manpower for the activity.	M3	761	767.00	5,83,751.38
11	LAY CBL PWR XLPE 11KV TREN/PIPE	Mtr	1050	129.80	1,36,290.00

12	Prefabricated 2 tier 2 rows U-Type RCC Cable trench with M-20 with Angles & Channels	Mtr	315	20,047.93	63,15,097.51
13	BA will Supply & Install prefabricated RCC Slabs (950x450x75)M30 Grade with supply of all civil material,Rods,bending & cutting%_1	EA	700	4,941.96	34,59,370.60
14	Supplying and spreading, filling other works with fine sand under floors,ground etc as per EIC instruction. Scope of work also includes watering, ramming, consolidating and dressing complete and other works if required at site .	M3	56	3,621.07	2,01,492.77
15	Providing and laying Plain Cement Concrete (PCC) of proportion (1:3:6(M-10 Grade)) in foundations, Trench and plinths using approved quality of cement, 20mm size hard crusher broken granite stone metal and screened, washed sharp sand for mortar of approved quality and from approved quarry, including hoisting, lowering, laying concrete, ramming, watering and curing etc. complete to required levels in layers not exceeding 15cm thick in each layer including cost, conveyance, loading, unloading, royalties and taxes, cess, of all materials & cost of all labours, sundries, T&P and all other machinaries required for the work etc., as directed by Engineer-in-Charge.	M3	32	6,192.01	1,98,265.83
16	Providing and laying Plain Cement Concrete (PCC) of proportion (1:1.5:3(M-20 Grade)) in foudations and plinths using approved quality of cement, 20mm size hard crusher broken granite stone metal and screened, washed sharp sand for mortar of approved quality and from approved quarry, including hoisting, lowering, laying concrete, ramming, watering and curing etc. complete to required levels in layers not exceeding 15cm thick in each layer including cost, conveyance, loading, unloading, royalties and taxes, cess, of all materials & cost of all labours, sundries, T&P and all other machinaries required for the work etc., as directed by Engineer-in-Charge.	M3	259	7,845.64	20,33,198.38
17	Centring and shuttering including struttting , propping etc.and removal of form for Foundations, footings, bases of columns etc. for mass concrete	M2	1266	363.31	4,59,870.78
18	Reinforcement for R.C.C. work including straightening, cutting, bending, placing in position and binding all copmplete, cold twisted bars/TMT as per TPSODL specification (Scope also include supply of material)	KG	12949	131.57	17,03,720.98
19	Supplying, Laying, spreading and compacting with hand roller stone aggregate of specified sizes: 63 mm to 45 mm size stone aggregate to WBM specifications in uniform thickness, hand picking to proper grade and camber, applying and brooming requisite type of screening / binding material to fill up interstices of coarse aggregate, watering and compacting to the required density . .Scope of work also includes of jungle such as grass,small tree,plant etc.	CUM	19	3,540.00	67,968.00
20	Supply and installation of double Compression Flameproof Type Glanding armored 1.1 kV XLPE AL Cable -upto 19 C of cross-section 1.5/2.5 sqmm, including making hole in base plate and dressing of cable along with Vermin proofing properly .supply to be done as per spec & approved Make Dowells%_1	EA	564	365.80	2,06,311.20
21	Gravel spreading over Bay/GSS/other	CUM	131	3,540.00	4,64,448.00
22	Supply of Earth Pit(incl. Enhancement material)	SET	2000	7,579.49	1,51,58,988.00
23	Supply of GI Flat 75*10 mm for Earth Grid	M	6000	887.36	53,24,160.00
24	Supply ofGI Flat 50*8 mm for Equipment Connection	M	6000	480.26	28,81,560.00
25	Supply of Site Survey & Soil Resistivity Test	AU	50	27,730.00	13,86,500.00
26	ITC of Earth Pit	NO	2000	1,878.56	37,57,120.00
27	Revival of Existing Earth Pit	NO	50	7,579.14	3,78,957.00
28	Laying & Welding of GI Flat	M	12000	166.38	19,96,560.00
29	Inter. of existing earth pits with grid	NO	1250	184.08	2,30,100.00
30	GER Testing, Submission of test report	AU	50	9,109.60	4,55,480.00
31	SITC of Deep Bore Earthing , Supply ,installation <(>&<)> Boring by DMC method of Treated Pipe Earthing with 50 mm Dia, Class-B GI (pipe with hole) as per specification and drawing of approved supplier (SAIL/TATA/JINDAL/RANL). (Each pit resistance will be measured and recorded and shall be less than 1ohm).	Mtr	6400	1,204.39	77,08,123.08
32	SITC of LED 120Watt	EA	806	5,310.00	42,79,860.00
33	SITC OF Battery 24V 150 AH	EA	138	40,365.46	55,70,433.98
34	SITC Battery 48V 150 AH	EA	146	77,877.11	1,13,70,057.91
35	SITC Battery 25V 200 AH	EA	28	49,972.00	13,99,215.92
36	SITC Dehumidifier	EA	586	15,777.82	92,45,803.25
37	SITC OC & EF	EA	14	1,23,947.20	17,35,260.80
38	SITC OC & EF+ Differential Relay	EA	2	1,91,330.88	3,82,661.75
39	SITC of 1.5TON Air Condictioner	EA	394	60,000.00	2,36,40,000.00
40	SITC stabilizer 15 KVA	EA	6	1,31,098.00	7,86,588.00
41	SITC stabilizer 5 KVA	EA	9	32,178.60	2,89,607.40
K				**Total Civil Part**	**13,50,51,260.31**
L				**Sub-Total L =J+K**	**36,06,48,834.95**
M				**Other Over Head (Including Supervision charges)@ 6% of L**	**-**
N				**Sub-Total N=L+M**	**36,06,48,834.95**
O				**CESS @ 1% of Sub-Total N**	**32,45,689.14**
P				**Inspection Fees**	
Q				**Drawing Approval**	
R				**Sub-Total R=N+O+P+Q**	**36,38,94,524.09**
S				**Add GST (Exempted) of Sub-Total**	**-**
T				**Grand Total**	**36,38,94,524.09**

Renovation of Lochapada Sub-station

Sl. No.	DESCRIPTION OF ITEMS	UNIT	Quantity	PART-A: Supply			
				Unit Price (Rs.)	GST	Unit Price - All Inclusive (Rs.)	Total Amount (All Inclusive)
33kV Equipment (Indoor Type)							
1	**36kV Indoor Panel for 33/11kV Substation as detailed below**						
1.1	33kV Incoming Line Feeder Indoor AIS Panel consisting of 36kV VCB Breaker (2 no.s), Transformer Indoor AIS Panel (2no.s), 33kV Bus coupler Indoor AIS Panel (1 no.s) and 2 no PT panel - Total 7No's Switch panel board . CTR 800-400/5-5 for Incoming & Bus-coupler, 600-300/5-5-5 for Transformer . Bus Bar size 1250Amp. Each Breaker Rating is 1250Amp & Draw out type.The module shall be provided with complete Feeder & Transformer Feeder protection system to suit for SCADA (BCPU, Numerical Differential Relay having inbuilt of REF protection, Multi-function Meter & other provisions as per tech spec).Energy meter shall be provided on each Incoming & outgoing breaker.	Set	1	1,07,69,866.12	19,38,575.90	1,27,08,442.02	1,27,08,442.02
11kV Equipment (Indoor Type)				-	-	-	-
2	30kV, 10kA, Metal Oxide, Class-2 (Station Class), Surge Arrester (for 33kV Incoming Line, HT side of 2nos. Power Transformers and 33/0.433kV Station Transformer) - Outdoor Type with Surge Counter	Nos.	6	11,900.00	2,142.00	14,042.00	84,252.00
3	12kV, 10kA, Metal Oxide, Class-2 (Station Class), Surge Arrester with out surge counter(For Transformers & Out Going Feeders) - Outdoor type	Nos.	6	1,960.00	352.80	2,312.80	13,876.80
4	11kV Indoor Air Insulated switchgear Panel consisting of Breaker-1250A,Busbar-2000A(Copper) & CT (400-800/1-1-1A) for Transformer Protection Relays to be installed on the panel, Multi-function Meter to beinstalled above the panel, Energy meter to be installed on the panel, as per technical specification and scope of work.	No	2	11,61,456.15	2,09,062.11	13,70,518.26	27,41,036.51
5	11kV Indoor Air Insulated switchgear Panel consisting of Breaker-630A, Busbar-2000A (Copper), CT (300-600/1-1A) for Feeder protection Relays to be installed on the panel, Multi-function Meter to be installed above the panel, Energy meter to be installed on the panel, as per technical specification and scope of work.	No	6	11,08,662.69	1,99,559.28	13,08,221.97	78,49,331.85
6	11kV Bus-Coupler Indoor AIS Panel consisting of Breaker-1250A,Bus-bar-2000A (Copper), Relay, CT (400-800/1-1A) .Relays to be installed on the panel, as per technical specification and scope of work.	No	1	8,97,488.84	1,61,547.99	10,59,036.83	10,59,036.83
7	SCADA FOR Primary Substation Pre-Wired RTU Panel:- I/O Requirement: with 16 DI, 8 DO, 8 AI witha. Auxiliary relay for each Digital Input & Output and b. Connectivity to protection IEDs through IEC-61850 protocol on armored ethernet (CAT-VI) cables andc. MFM to RTU shall be on 4P X 0.36 mm2, armored serial communication Cable. d. Connectivity to available devices in substation, to be integratedwith SCADA	Set	2	6,86,315.00	1,23,536.70	8,09,851.70	16,19,703.40
7.A	Supply, supervision of installation, and commissioning of On-Line Condition Monitoring System for 11kV AIS panel	Set	3	6,92,000.00	1,24,560.00	8,16,560.00	24,49,680.00
7.B	Supply, supervision of installation, and commissioning of On-Line Condition Monitoring System for 33kV AIS panel	Set	1	9,02,000.00	1,62,360.00	10,64,360.00	10,64,360.00
SCADA				-	-	-	-
8	33kV Indoor AIS Panel consisting of 36kV VCB Breaker {1 no.s- for Feeders (IC/OG) Switch panel board. Bus Bar size 1250Amp. Each Breaker Rating is 1250Amp & Draw out type.	Set	1	35,89,955.37	6,46,191.97	42,36,147.34	42,36,147.34
Transformer and RMU				-	-	-	-
9	20/25MVA 33/11 KV Power Transformer (Cu) with OLTC & NIDS	No.	2	1,63,20,339.00	29,37,661.02	1,92,58,000.02	3,85,16,000.04
10	100KVA,33/0.4kV(CU) Transformer (Cu), BIS Level-II,IS-1180,Ammendant-4	No	1	5,00,997.00	90,179.46	5,91,176.46	5,91,176.46
11	Supply of Transformer Monitoring Unit	No	2	4,75,141.15	85,525.41	5,60,666.56	11,21,333.11
				-	-	-	-
12	Earthing Conductor 75X10 mm (5.89 Kg/Mtr.) GI Flat for laying (spacing maximum **2m both ways**)	Kg	6479.00	72.00	12.96	84.96	5,50,455.84
13	Earthing Conductor: 50X6 mm (2.4Kg./Mtr.) **GI Flat** for Raiser from the burial earth mat to equipment, structure etc.)	Kg	1920.00	72.00	12.96	84.96	1,63,123.20
14	Earthing Device & Associated Accessories (Heavy duty GI Perforated Pipe of ID=40mm & OD=50mm with 3000mm long for treated Earth Pit) as per Drawing	No	40	1,300.00	234.00	1,534.00	61,360.00
33, 11 and Station Trf Structure				-	-	-	-
15	(125x70x5) mm RS GI joist 5Mtr (13.3kg / Mtr) (04 nos for one Power Transformer) for supporting of 33kV Cable & 11kV cable (Unit Wt=0.0665 MT) & 10 mm thick MS plate size 250X250 mm at the bottom of the RS Joist duly welded & the MS plate to be suitably grouted to the floor for the rigidity.	Kg	532.00	10,400.00	1,872.00	12,272.00	65,28,704.00
16	(100 x 50 x5) mm GI Channel (9.56kg / Mtr) (2Mtr - 06 nos for one Power Transformer) for supporting of 33kV & 11kV power Cable (Unit Wt=0.01912 MT)	Kg	229.44	78.00	14.04	92.04	21,117.66
17	GI Nuts & Bolts etc. for column and beam & Equipment Structures	Kg	100.00	74.00	13.32	87.32	8,732.00
18	Supply & Erection of GI Pipe of dia. 150mm, Class-B	Mtr.	150	1,900.56	342.10	2,242.66	3,36,399.12
19	High Density Polyethylene (HDPE) pipe 160 mm diameter.	KM	0.10	522.00	93.96	615.96	61.60
20	LTDB for 100KVA, 33/0.433kV Station Transformer	Nos	1	1,58,380.38	28,508.47	1,86,888.85	1,86,888.85
33 and 11 kv Power and Control, XLPE cables				-	-	-	-
21	33kV AL 1CX630 Sqmm XLPE Cable armoured-FRLSH	Mtr	1600.00	1,279.00	230.22	1,509.22	24,14,752.00
21.1	33kV AL 3CX95 Sqmm XLPE Cable armoured-FRLSH	Mtr	100.00	1,902.00	342.36	2,244.36	2,24,436.00
21.2	Heat shrinkable jointing kit for 1Cx630 mm² 33KV XLPE Cable(outdoor type)	EA	16	7,521.00	1,353.78	8,874.78	1,41,996.48
21.3	Heat shrinkable jointing kit for 1Cx630 mm² 33KV XLPE Cable(indoor type)	EA	16	7,280.00	1,310.40	8,590.40	1,37,446.40
21.4	Heat shrinkable jointing kit for 3Cx95 mm² 33KV XLPE Cable(outdoor type)	EA	4	4,710.00	847.80	5,557.80	22,231.20
22	11kV AL 3CX400 Sqmm XLPE Cable armoured-FRLSH	Mtr	1100.00	2,375.00	427.50	2,802.50	30,82,750.00
22.1	Heat shrinkable jointing kit for 3Cx400 mm² 11KV XLPE Cable(indoor type)	EA	12	8,260.00	1,486.80	9,746.80	1,16,961.60

Renovation of Lochapada Sub-station

Sl. No.	DESCRIPTION OF ITEMS	UNIT	Quantity	PART-A: Supply			
				Unit Price (Rs.)	GST	Unit Price - All Inclusive (Rs.)	Total Amount (All Inclusive)
33kV Equipment (Indoor Type)							
1	**36kV Indoor Panel for 33/11kV Substation as detailed below**						
22.2	Heat shrinkable jointing kit for 3Cx400 mm² 11KV XLPE Cable(outdoor type)	EA	12	2,900.00	522.00	3,422.00	41,064.00
23	11kV AL 1CX1000 Sqmm XLPE Cable armoured-FRLSH	Mtr	400	1,607.00	289.26	1,896.26	7,58,504.00
23.1	11KV, 1C X 1000 SQMM, XLPE outdoor Heat Shrinkable	EA	8	15,970.00	2,874.60	18,844.60	1,50,756.80
23.2	11KV, 1C X 1000 SQMM, XLPE indoor Heat Shrinkable	EA	8	15,760.00	2,836.80	18,596.80	1,48,774.40
24	**Control Cables (Copper Armoured)**			-	-	-	-
24.1	1.1kV CU 7C x 2.5 sqmm PVC,FRLSH,Round Armoured	Mtr	1200.00	124.00	22.32	146.32	1,75,584.00
24.2	1.1kV CU 10C x 2.5 sqmm PVC,FRLSH,Round Armoured	Mtr	700.00	196.00	35.28	231.28	1,61,896.00
24.3	1.1kV CU 12C x 2.5 sqmm PVC,FRLSH,Round Armoured	Mtr	500.00	282.00	50.76	332.76	1,66,380.00
24.4	1.1kV CU 16C x 2.5 sqmm PVC,FRLSH,Round Armoured	Mtr	500.00	329.00	59.22	388.22	1,94,110.00
24.5	1.1KV PVC insulated, FRLSH type, ARMRD, CU CONTROL CABLE-2Cx2.5SQMM.	Mtr	300.00	28.48	5.13	33.61	10,081.92
25	**1.1 kV XLPE Power Cables**			-	-	-	-
25.1	1.1kV Al 4CX150 Sq.mm Round Armoured Cable -FRLSH	Mtr	150.00	850.00	153.00	1,003.00	1,50,450.00
25.2	1.1kV Al 4CX95 Sq.mm Round Armoured Cable -FRLSH	Mtr	100.00	533.00	95.94	628.94	62,894.00
25.3	1.1kV Al 4CX25 Sq.mm Round Armoured Cable -FRLSH	Mtr	300.00	194.00	34.92	228.92	68,676.00
25.4	1.1KV Control Cable,2C×50SQMM,PVC CU Ins	Mtr	300.00	149.00	26.82	175.82	52,746.00
25.5	1.1KV PVC insulated, FRLSH type, ARMRD, CU CONTROL CABLE-1CX16SQMM	Mtr	300.00	95.03	17.11	112.13	33,639.99
	Battery & Battery Charger			-	-	-	-
26	48 V, 200 AH, maintenance free VRLA Battery (Set. 4 Nos of 12V Battery with 200AH)	Set	1	2,63,967.31	47,514.12	3,11,481.43	3,11,481.43
27	CONTROL CABLE	Set	1	2,49,965.00	44,993.70	2,94,958.70	2,94,958.70
	Sub-station Lighting And Fire Fighting System			-	-	-	-
28	Sub-Station Switchyard Lighting , Control Room Lighting (it includes supply of fixtures & Lamps (LED) with switch gear, GI Conduit etc.(120Wx 4 sets and 100Wx6 sets out side the control room, 20 Watt CFL tube-10 sets inside control room .Control Room wiring to be done with Copper wires as per the requirement (Lighting fixtures are to be fixed rigidly on the Column at a suitable height with GI tubular pole so that the required lux as per the technical specification is maintained).	Lot	1	4,75,141.15	85,525.41	5,60,666.56	5,60,666.56
29	1.5 Ton capacity Split Air Conditioning units with Remote control facility: Including supply of split Air conditioner 5 Star rated, voltage stabiliser, control boxes etc. for completing the A.C scheme. (As per specification) for control room.	No	4	47,514.12	8,552.54	56,066.66	2,24,266.65
30	1400 mm sweep 250Volt A/C Celling Fan	No	5	2,428.50	437.13	2,865.63	14,328.15
31	300 mm sweep 70W A/C Exhaust Fan (for Battery room and Toilet)	No	2	2,639.67	475.14	3,114.81	6,229.62
	Fire Detection Alarm System			-	-	-	-
32.1	Supply of Main Fire ALARM Control Panel (Ul /FM /Ulc/Vds Approved),Intelligent Addressable Modular Fire Alarm Control Panel based on 32 bit microprocessors including the following as per specification.,A. Battery charger,B SMF Batteries for 72 Hrs. back-up,C Enclosure,D. min.240 character LCD display,(Other specification as mentioned),E. The panel should be modular,deSouthernized, with CPU /master control unit, loop cards, relay and interface card by means of duplicated electronics means hardware redundancy with full functionality.,,F. The panel must provide MODBUS/ RS485 port for integration with SCADA.G. The loop should be capable to have at least 50 elements / devices.,	EA	1	2,42,849.92	43,712.99	2,86,562.91	2,86,562.91
32.2	Supply of Intelligent Addressable multi sensor Detector- (Smoke + Fixed Tempt. + Rate of rise tempt.) For ceiling (UL /FM /ULC/Vds Approved) inclusive base and other installation accessories. (must have inbuilt short circuit isolator,)	EA	6	3,695.54	665.20	4,360.74	26,164.42
32.3	Supply of Intelligent Addressable multi sensor Detector- (Smoke + Fixed Tempt. + Rate of rise tempt.) For trench (UL /FM /ULC/Vds Approved) inclusive base and other installation accessories. (must have inbuilt short circuit isolator,)	EA	2	8,974.89	1,615.48	10,590.37	21,180.74
32.4	Supply of Response Indicator (Twin LED transparent type)	EA	2	4,751.41	855.25	5,606.66	11,213.33
32.5	Supply of Addressable manual Call Point (must have inbuilt short circuit isolator,) (UL /FM /ULC/Vds Approved)	EA	1	10,030.76	1,805.54	11,836.30	11,836.30
32.6	Supply of Electronic Hooter/Multi tone sounder (must have inbuilt short circuit isolator,) (UL /FM /ULC/Vds Approved) Indoor type.	EA	1	8,763.71	1,577.47	10,341.18	10,341.18
32.7	Supply of 2 Core X 1.5 sq.mm copper conductor, armored, RED colour FRLS PVC sheathed signal Cable confirming to IS standards and specifications	Mtr	150	95.03	17.11	112.14	16,820.31
32.8	Supply of 4C*2.5sqmm copper armoured FRLS cable confirming to IS standard with accessories (Gland, lug, saddle, etc.)	Mtr	15	200.62	36.11	236.73	3,550.97
32.9	Supply of steel wire reinforced flexible conduct pipe (16MM) with all accessories.	Mtr	15	89.75	16.16	105.91	1,588.58
32.10	Supply of Surge Arrester.	EA	1	3,695.54	665.20	4,360.74	4,360.74
32.11	Supply of Lightning Rod in Top of PSS Building	EA	1	1,583.80	285.08	1,868.88	1,868.88
33	**Fire Fighting System (portable and wheel mounted sets for control room)**			-	-	-	-
33.1	Foam type- 9 Ltrs	No	2	6,863.15	1,235.37	8,098.52	16,197.03
33.2	CO_2 - 4.5 Kgs	No	2	8,974.89	1,615.48	10,590.37	21,180.74
33.3	Dry powder 6 Kg	No	2	2,639.67	475.14	3,114.81	6,229.62
33.4	Fire Bucket with Stand (4nos. in each Stand)	set	1	10,558.69	1,900.56	12,459.25	12,459.25
	AC & DC System for Auxiliary supply			-	-	-	-
34	**AC System**			-	-	-	-

Renovation of Lochapada Sub-station

Sl. No.	DESCRIPTION OF ITEMS	UNIT	Quantity	PART-A: Supply			
				Unit Price (Rs.)	GST	Unit Price - All Inclusive (Rs.)	Total Amount (All Inclusive)
33kV Equipment (Indoor Type)							
1	**36kV Indoor Panel for 33/11kV Substation as detailed below**						
34.1	ACDB (as per specification)	Lot	1	27,452.60	4,941.47	32,394.07	32,394.07
34.2	Main Lighting Distribution Board (as per specification)	Lot	1	19,005.65	3,421.02	22,426.67	22,426.67
34.3	Indoor Lighting Distribution Board as per specification	Lot	1	23,229.12	4,181.24	27,410.36	27,410.36
34.4	Receptable Panel near Power Transformer	No	1	8,974.89	1,615.48	10,590.37	10,590.37
35	**DC System**			-	-	-	-
35.1	48 V DC Distribution Board as per specification .	No	1	6,863.15	1,235.37	8,098.52	8,098.52
36	Water Cooler with stainless steel stand	No	1	15,838.04	2,850.85	18,688.89	18,688.89
36.1	Wall mounted water purifier system	No	1	19,005.65	3,421.02	22,426.67	22,426.67
37	Maintenance Testing Equipment as per Technical Specification	Lot	1	2,11,173.85	38,011.29	2,49,185.14	2,49,185.14
38	Tools and Plants (T&P's) Requirement as per Technical Specification	Lot	1	1,05,586.92	19,005.65	1,24,592.57	1,24,592.57
39	Office Furniture as per Technical Specification	Lot	1	84,469.54	15,204.52	99,674.06	99,674.06
40	**Supply of Materials for Installation of Power Transformer on Plinth (as per Drawing)**			-	-	-	-
40.1	90 lb Rail 5.4 mts (2.7x2) 44.62 kg per mtr / Transformer each (Unit Wt=0.240 MT)	No	2	26,396.73	4,751.41	31,148.14	62,296.28
40.2	(300x300x10) mm GI plate 6 nos / Transformer each (Unit Wt=0.013 MT)	No	24	1,267.04	228.07	1,495.11	35,882.57
40.3	(65x65x5) mm GI angle of 5.4 mts length.4.9 kg/mtr. / Transformer each (Unit Wt=0.026 MT)	No	2	2,534.09	456.14	2,990.23	5,980.45
41	Chequered plate 1000X300X5.6mm thick for Cable Trench in side Control Room 12 Mtr	Kg	640.00	89.75	16.16	105.91	67,779.20
42	**33KV Line DP-2No's**			-	-	-	-
42.1	WPB 160x152 (30.44KG/Mtr.),11 mtr- with base plate 300x300x12	EA	2	27,300.82	4,914.15	32,214.97	64,429.94
42.2	H TYPE POLE 200X75MM (13 MTR)	EA	4	56,880.00	10,238.40	67,118.40	2,68,473.60
42.3	Top Channel 100X50X5mm, each channel length 4.3 Mtr	Kg	246.65	78.00	14.04	92.04	22,701.48
42.4	Fish Plate 50X6 mm.,each 0.280 mtr. Length	Kg	11.89	72.00	12.96	84.96	1,010.55
42.5	Insulator Support Channel 75X40X4.8mm., each channel length 4.3 Mtr	Kg	92.11	78.00	14.04	92.04	8,477.44
42.6	Isolator Support Channel 75X40X4.8mm., each channel length 4.3 Mtr	Kg	184.21	78.00	14.04	92.04	16,954.87
42.7	Double Pole Belting Channel 75X40X4.8mm., each channel length 4.3 Mtr	Kg	368.42	78.00	14.04	92.04	33,909.74
42.8	50X50X6mm.GI Bracing Angle, each angle length 4.927 Mtr	Kg	266.06	78.00	14.04	92.04	24,487.98
42.9	Isolator Operating Down Pipe Support Channel 75X40X4.8mm.,of length 0.8 Mtr	Kg	17.14	78.00	14.04	92.04	1,577.20
42.10	Down Pipe Diagonal Support Angle 50X50X6mm, each angle length 0.388 Mtr	Kg	5.24	78.00	14.04	92.04	482.11
42.11	Down Pipe Base Support Angle 50X50X6mm, each angle length 0.34 Mtr	Kg	4.59	78.00	14.04	92.04	422.46
42.12	Isolator Support Side Channel 100X50X5mm, each channel length 0.5 Mtr	Kg	28.68	78.00	14.04	92.04	2,639.71
42.13	Danger Plate, 33kV	EA	6	180.00	32.40	212.40	1,274.40
42.14	Back Clamp (25X3 mm. flat) for danger Plate H-pole	Kg	1.20	72.00	12.96	84.96	102.26
42.15	POLE CLAMP FOR STAY SET	Pair	18	260.00	46.80	306.80	5,522.40
42.16	H.T 33kV Stay set (Complete)	Set	6	1,434.00	258.12	1,692.12	10,152.72
42.17	HT stay (Guy) insulator	EA	12	87.00	15.66	102.66	1,231.92
42.18	7/8 SWG Stay Wire(4mm)-(Heavy)	Kg	90	75.00	13.50	88.50	7,965.00
42.19	40mm nominal bore GI pipe (Heavy gauge) earthing device with 3 mtr .Long	EA	8	1,300.00	234.00	1,534.00	12,272.00
42.20	GI Flat 50X6 mm(2.36kg/mtr)	Kg	169.92	72.00	12.96	84.96	14,436.40
42.21	GI barbed wire(2.50x2.50 mm) anticlimbing device	Kg	24	74.00	13.32	87.32	2,095.68
42.22	Back Clamp (25X3mm. Flat) for Barbed wire anticlimbing device for H-Pole	Kg	7.22	72.00	12.96	84.96	613.41
42.23	30KV, 10 KA (Station Class, CL-II) without Surge Counter	EA	9	4,443.00	799.74	5,242.74	47,184.66
42.24	33KV 1250A with earth switch GI Box (Porcelain)-Motorized	EA	2	1,01,652.00	18,297.36	1,19,949.36	2,39,898.72
42.25	33kV AB switch 400A Polymer,3 Pole	EA	1	18,751.00	3,375.18	22,126.18	22,126.18
42.26	33kV H.G Fuse,400A,3Pole with PI	Set	1	14,460.00	2,602.80	17,062.80	17,062.80
42.27	33kV,10kN pin insulator polymer	EA	9	398.00	71.64	469.64	4,226.76
42.28	Disc Insulator Hardware Fittings (90KN) B&S,4 Bolt	Set	18	631.00	113.58	744.58	13,402.44
42.29	33KV Polymeric Disc Insulator 90KN B&S	EA	18	289.00	52.02	341.02	6,138.36
42.30	WEDGE CONNECTOR '.'FIRE" FOR 232SQMM CONDUCTOR	EA	18	258.00	46.44	304.44	5,479.92
42.31	33KV & 11KV PANEL,SCADA	0	66.45	74.00	13.32	87.32	5,802.41
42.32	Yellow Colour Paint for Background	Ltr	2	212.77	38.30	251.07	502.14
42.33	METER & METERING UNIT	0	4	212.77	38.30	251.07	1,004.27
43	**11KV Line DP-6No's**			-	-	-	-
43.1	WPB 160x152 (30.44KG/Mtr.),11 mtr- with base plate 300x300x12	EA	12	27,300.82	4,914.15	32,214.97	3,86,579.61
43.2	Top Channel 100X50X5mm, each channel length 3.0 Mtr	Kg	344.16	78.00	14.04	92.04	31,676.49
43.3	Fish Plate 50X6 mm.,each 0.280 mtr. Length	Kg	23.79	72.00	12.96	84.96	2,021.10
43.4	Insulator Support Channel 75X40X4.8mm., each channel length 3.0 Mtr	Kg	257.04	78.00	14.04	92.04	23,657.96

Renovation of Lochapada Sub-station

Sl. No.	DESCRIPTION OF ITEMS	UNIT	Quantity	PART-A: Supply			
				Unit Price (Rs.)	GST	Unit Price - All Inclusive (Rs.)	Total Amount (All Inclusive)
33kV Equipment (Indoor Type)							
1	**36kV Indoor Panel for 33/11kV Substation as detailed below**						
43.5	Side Support Channel 100X50X5mm,each channel length 0.35 mtr.	Kg	40.15	78.00	14.04	92.04	3,695.59
43.6	Isolator Operating Down Pipe Support Channel 75X40X4.8mm.,of length 0.8 Mtr	Kg	34.27	78.00	14.04	92.04	3,154.39
43.7	Double Pole Bracing Channel 75X40X4.8mm,each channel length 1.66 Mtr	Kg	514.08	78.00	14.04	92.04	47,315.92
43.8	50X50X6mm.GI Bracing Angle, 4.5Kg./mtr., each angle length 3.512 mtr.	Kg	379.30	78.00	14.04	92.04	34,910.40
43.9	Danger Plate, 11kV	EA	12	180.00	32.40	212.40	2,548.80
43.10	Back Clamp (25X3 mm. flat) for danger Plate WPB pole	Kg	3.61	72.00	12.96	84.96	306.77
43.11	HT Stay Clamp Type-A for WPB Pole	Pair	36	260.00	46.80	306.80	11,044.80
43.12	H.T 11kV Stay set (Complete)	Set	12	1,434.00	258.12	1,692.12	20,305.44
43.13	HT stay (Guy) insulator	EA	12	87.00	15.66	102.66	1,231.92
43.14	7/10 SWG Stay Wire(3.15mm)-(Heavy)	Kg	180	77.00	13.86	90.86	16,354.80
43.15	11 KV 630A with earth switch GI Box (Porcelain) Motorized Isolator	EA	12	67,097.00	12,077.46	79,174.46	9,50,093.52
43.16	GI Flat 50X6 mm(2.36kg/mtr)	Kg	339.84	72.00	12.96	84.96	28,872.81
43.17	GI barbed wire(2.50x2.50 mm) anticlimbing device	Kg	36	74.00	13.32	87.32	3,143.52
43.18	Back Clamp (25X3mm. Flat) for Barbed wire anticlimbing device for WPB Pole	Kg	14.44	72.00	12.96	84.96	1,227.09
43.19	12KV, 10 KA (Station Class, CL-II) without Surge Counter	EA	18	1,960.00	352.80	2,312.80	41,630.40
43.20	11 KV 630A with earth switch GI Box (Porcelain)	EA	6	38,670.00	6,960.60	45,630.60	2,73,783.60
43.21	11kV,5kN pin insulator polymer	EA	18	140.00	25.20	165.20	2,973.60
43.22	Disc Insulator Hardware Fittings (70KN) B&S,3 Bolt	EA	36	412.00	74.16	486.16	17,501.76
43.23	11KV Polymeric Disc Insulator 70KN B&S	EA	36	150.00	27.00	177.00	6,372.00
43.24	WEDGE CONNECTOR FOR 100 SQMM.CONDUCTOR	EA	36	138.00	24.84	162.84	5,862.24
43.25	AAA conductor,100 mm2	KM	0.03	78,410.00	14,113.80	92,523.80	2,775.71
43.26	33KV & 11KV PANEL,SCADA	0	82.31	74.00	13.32	87.32	7,187.13
43.27	Yellow Colour Paint for Background	Ltr	6	212.77	38.30	251.07	1,506.41
43.28	METER & METERING UNIT	0	12	212.77	38.30	251.07	3,012.82
	Part - A - TOTAL All Inclusive Price in Rs. (Supply Item)						**9,56,73,069.89**
ERECTION, TESTING & COMMISSIONING WORKS OF FOLLOWING EQUIPMENT (As per Technical Specification)					-	-	-
33kV Equipment (Indoor Type)				-	-	-	-
1	**Erection, Commissioning, Testing of 33kV Equipment for (INDOOR Sub-Station)**			-	-	-	-
1.1	33kV Incoming Line Feeder Indoor AIS Panel consisting of 36kV VCB Breaker (2 no.s), Transformer Indoor AIS Panel (2no.s), 33kV Bus coupler Indoor AIS Panel (1 no.s) and 2 no PT panel - Total 7No's Switch panel board . CTR 800-400/5-5 for Incoming & Bus-coupler, 600-300/5-5-5 for Transformer . Bus Bar size 1250Amp. Each Breaker Rating is 1250Amp & Draw out type.The module shall be provided with complete Feeder & Transformer Feeder protection system to suit for SCADA (BCPU, Numerical Differential Relay having inbuilt of REF protection, Multi-function Meter & other provisions as per tech spec).Energy meter shall be provided on each Incoming & outgoing breaker.	Set	1	1,05,586.92	19,005.65	1,24,592.57	1,24,592.57
Erection, Commissioning, Testing of 11kV Equipment (Indoor Type)				-	-	-	-
2	30kV, 10kA, Metal Oxide, Class-2 (Station Class), Surge Arrester (for 33kV Incoming Line, HT side of 2nos. Power Transformers and 33/0.433kV Station Transformer) - Outdoor Type with Surge Counter	No	6	1,055.87	190.06	1,245.93	7,475.56
3	12kV, 10kA, Metal Oxide, Class-2 (Station Class), Surge Arrester with out surge counter(For Transformers & Out Going Feeders) - Outdoor type	No	6	1,055.87	190.06	1,245.93	7,475.56
4	11kV Indoor Air Insulated switchgear Panel consisting of Breaker-1250A,Busbar-2000A(Copper) & CT (400-800/1-1-1A) for Transformer Protection Relays to be installed on the panel, Multi-function Meter to beinstalled above the panel, Energy meter to be installed on the panel, as per technical specification and scope of work.	No	2	52,793.46	9,502.82	62,296.28	1,24,592.57
5	11kV Indoor Air Insulated switchgear Panel consisting of Breaker-630A, Busbar-2000A (Copper), CT (300-600/1-1A) for Feeder protection Relays to be installed on the panel, Multi-function Meter to be installed above the panel, Energy meter to be installed on the panel, as per technical specification and scope of work.	No	6	52,793.46	9,502.82	62,296.28	3,73,777.70
6	11kV Bus-Coupler Indoor AIS Panel consisting of Breaker-1250A,Bus-bar-2000A (Copper), Relay, CT (400-800/1-1A) .Relays to be installed on the panel, as per technical specification and scope of work.	No	1	52,793.46	9,502.82	62,296.28	62,296.28
7	SCADA FOR Primary Substation Pre-Wired RTU Panel:- I/O Requirement: with 16 DI, 8 DO, 8 AI witha. Auxiliary relay for each Digital Input & Output and b. Connectivity to protection IEDs through IEC-61850 protocol on armored ethernet (CAT-VI) cables andc. MFM to RTU shall be on 4P X 0.36 mm2, armored serial communication Cable. d. Connectivity to available devices in substation, to be integratedwith SCADA	Set	2	52,793.46	9,502.82	62,296.28	1,24,592.57
Erection, Commissioning, Testing of SCADA				-	-	-	-
8	SCADA FOR Primary Substation	Set	1	1,31,983.65	23,757.06	1,55,740.71	1,55,740.71

Renovation of Lochapada Sub-station

Sl. No.	DESCRIPTION OF ITEMS	UNIT	Quantity	PART-A: Supply			
				Unit Price (Rs.)	GST	Unit Price - All Inclusive (Rs.)	Total Amount (All Inclusive)
33kV Equipment (Indoor Type)							
1	**36kV Indoor Panel for 33/11kV Substation as detailed below**						
Erection, Commissioning, Testing of Transformer and RMU				-	-	-	-
9	ITC 12.5/16MVATRF ,50MtrTransport Manual	EA	2	3,40,000.00	61,200.00	4,01,200.00	8,02,400.00
10	100 KVA 33/0.433kV Energy efficient Station Transformer along with all HT & LT termination	No	1	52,793.46	9,502.82	62,296.28	62,296.28
11	Erection, Testing & Commissioning of Transformer Monitoring Unit, as per technical specification and scope of work.	No	2.00	21,117.38	3,801.13	24,918.51	49,837.02
Erection, Laying of Substation Earthing System GI				-	-	-	-
12	Earthing Conductor 75X10 mm (5.89 Kg/Mtr.) GI Flat for laying (spacing maximum **2m both ways**)	Kg	6479.00	31.68	5.70	37.38	2,42,200.57
13	Earthing Conductor: 50X6 mm (2.4Kg./Mtr.) **GI Flat** for Raiser from the burial earth mat to equipment, structure etc.)	Kg	1920.00	31.68	5.70	37.38	71,774.21
14	Earthing Device & Associated Accessories (Heavy duty GI Perforated Pipe of ID=40mm & OD=50mm with 3000mm long for treated Earth Pit) as per Drawing	No	40	3,695.54	665.20	4,360.74	1,74,429.49
Erection of System GI 33, 11 and Station Trf Structure				-	-	-	-
15	(125x70x5) mm RS GI joist 5Mtr (13.3kg / Mtr) (04 nos for one Power Transformer) for supporting of 33kV Cable & 11kV cable (Unit Wt=0.0665 MT) & 10 mm thick MS plate size 250X250 mm at the bottom of the RS Joist duly welded & the MS plate to be suitably grouted to the floor for the rigidity.	Kg	532.00	21.12	3.80	24.92	13,258.29
16	(100 x 50 x5) mm GI Channel (9.56kg / Mtr) (2Mtr - 06 nos for one Power Transformer) for supporting of 33kV & 11kV power Cable (Unit Wt=0.01912 MT)	Kg	229.44	21.12	3.80	24.92	5,718.01
17	GI Nuts & Bolts etc. for column and beam & Equipment Structures	Kg	100.00	21.12	3.80	24.92	2,492.16
	GI Pipe of dia. 150mm, Class-B	Mtr	150.00	21.12	3.80	24.92	3,738.24
19	High Density Polyethylene (HDPE) pipe 160 mm diameter.	KM	0.10	1,58,380.38	28,508.47	1,86,888.85	18,688.88
20	LTDB for 100KVA, 33/0.433kV Station Transformer	Nos	1	15,838.04	2,850.85	18,688.89	18,688.89
Laying of 11kV 33 and 11 kv Power and Control cables				-	-	-	-
21	Laying, Commissioning & Testing of 33kV, 1Core, 630sqmm, XLPE insulation (extruted type) UG cable (with one single 1core, 630sqmm, XLPE cable as spare) in trefoil formation by **open trench method**.	KM	1.60	120000.00	21,600.00	1,41,600.00	2,26,560.00
21.1	Erection of **Outdoor termination kits** Heat Shrinkable type suitable for 33kV, 1Core, 630sqmm, HT UG cable kits	Set.	16	2,900.00	522.00	3,422.00	54,752.00
21.2	Erection of **Indoor termination kits** Heat Shrinkable type suitable for 33kV, 1Core, 630sqmm, HT UG cable kits	Set.	16	2,900.00	522.00	3,422.00	54,752.00
21.3	Erection of 33kV 3CX95sqmm cable for Station Transformer (with Spare)	Mtr	100	158.38	28.51	186.89	18,688.84
21.4	Erection of Outdoor termination kits for Station Transformer	NO	4	2,111.74	380.11	2,491.85	9,967.41
22	Laying, Commissioning, Testing of 11kV, 3core, 400sqmm, aluminium, XLPE insulation armoured (extruded type) UG cable by **open trench method**.	KM	1.10	1,58,380.38	28,508.47	1,86,888.85	2,05,577.73
22.1	Erection of **Indoor termination kits** Heat Shrinkable type suitable for 11kV, 3Core, 400sqmm, aluminium UG cable kits for 3core (set)	SET	12	2,111.74	380.11	2,491.85	29,902.24
22.2	Erection of **Outdoor termination kits** Heat Shrinkable type suitable for 11kV, 3Core, 400sqmm, aluminium UG cable kits for 3core (set)	Set.	12	2,111.74	380.11	2,491.85	29,902.24
23	Laying, Commissioning & Testing of 11kV, 1Core, 1000sqmm, XLPE insulation (extruted type) UG cable (with one single 1core, 1000sqmm, XLPE cable as spare) in trefoil formation by open trench method.	Mtr	400	160.70	28.93	189.63	75,850.40
24	Erection of Outdoor termination kits Heat Shrinkable type suitable for 11kV, 1Core, 1000sqmm, HT UG cable kits	Set.	8	2,900.00	522.00	3,422.00	27,376.00
	Erection of Indoor termination kits Heat Shrinkable type suitable for 11kV, 1Core, 1000sqmm, HT UG cable kits	Set.	8	2,900.00	522.00	3,422.00	27,376.00
25	**Control Cables (Copper Armoured)**			-	-	-	-
25.1	4 Core x 2.5 mm2	Km	1.20	31,676.08	5,701.69	37,377.77	44,853.33
25.2	7 Core x 2.5 mm2	Km	0.70	31,676.08	5,701.69	37,377.77	26,164.44
25.3	10 Core x 2.5 mm2	Km	0.50	52,793.46	9,502.82	62,296.28	31,148.14
25.4	12 Core x 2.5 mm2	Km	0.50	52,793.46	9,502.82	62,296.28	31,148.14
25.5	1.1KV PVC insulated, FRLSH type, ARMRD, CU CONTROL CABLE-1CX16SQMM	Km	0.30	26,396.73	4,751.41	31,148.14	9,344.44
26	**Laying of 1.1 kV XLPE Power Cables**			-	-	-	-
26.1	1.1kV Al 4CX150 Sq.mm Armoured Cable A2XWY-FRLSH	Km	0.15	52,793.46	9,502.82	62,296.28	9,344.44
26.2	1.1kV Al 4CX95 Sq.mm Armoured Cable A2XWY-FRLSH	Km	0.10	52,793.46	9,502.82	62,296.28	6,229.63
26.3	1.1kV Al 4CX25 Sq.mm Armoured Cable A2XWY-FRLSH	Km	0.30	42,234.77	7,602.26	49,837.03	14,951.11
26.4	CONTROL CABLE 4Cx16 mm2 YWY-FRLSH	Km	0.30	42,234.77	7,602.26	49,837.03	14,951.11
26.5	1.1kV Al 2CX16 Sq.mm Armoured Cable A2XWY-FRLSH	Km	0.30	31,676.08	5,701.69	37,377.77	11,213.33
Erection, Commissioning , Wiring & Testing of Battery & Battery Charger				-	-	-	-
27	48 V, 200 AH, maintenance free VRLA Battery (Set. 4 Nos of 12V Battery with 200AH)	Set	1	21,117.38	3,801.13	24,918.51	24,918.51
28	48V, Float cum Boost Battery Charger (15 A float charging, 20 A boost charging)	No	1	15,838.04	2,850.85	18,688.89	18,688.89
	Erection, Commissioning , Wiring & Testing of Sub-station Lighting And Fire Fighting System			-	-	-	-

Renovation of Lochapada Sub-station

Sl. No.	DESCRIPTION OF ITEMS	UNIT	Quantity	PART-A: Supply			
				Unit Price (Rs.)	GST	Unit Price - All Inclusive (Rs.)	Total Amount (All Inclusive)
33kV Equipment (Indoor Type)							
1	**36kV Indoor Panel for 33/11kV Substation as detailed below**						
29	Sub-Station Switchyard Lighting , Control Room Lighting (it includes supply of fixtures & Lamps (LED) with switch gear, GI Conduit etc.(120Wx 4 sets and 100Wx6 sets out side the control room, 20 Watt CFL tube-10 sets inside control room .Control Room wiring to be done with Copper wires as per the requirement (Lighting fixtures are to be fixed rigidly on the Column at a suitable height with GI tubular pole so that the required lux as per the technical specification is maintained).	Lot	1	1,05,586.92	19,005.65	1,24,592.57	1,24,592.57
30	1.5 Ton capacity Split Air Conditioning units with Remote control facility: Including supply of split Air conditioner 5 Star rated, voltage stabiliser, control boxes etc. for completing the A.C scheme. (As per specification) for control room.	No	4	5,279.35	950.28	6,229.63	24,918.53
31	1400 mm sweep 250Volt A/C Celling Fan	No	5	1,055.87	190.06	1,245.93	6,229.63
32	300 mm sweep 70W A/C Exhaust Fan (for Battery room and Toilet)	No	2	1,055.87	190.06	1,245.93	2,491.85
	Erection, Testing & Commissioning of Fire Detection Alarm System			-	-	-	-
33.1	Main Fire ALARM Control Panel (Ul /FM /Ulc/Vds Approved),Intelligent Addressable Modular Fire Alarm Control Panel based on 32 bit microprocessors including the following as per specification.,A. Battery charger,B SMF Batteries for 72 Hrs. back-up,C Enclosure,D. min.240 character LCD display,(Other specification as mentioned),E. The panel should be modular,deSouthernized, with CPU /master control unit, loop cards, relay and interface card by means of duplicated electronics means hardware redundancy with full functionality.,,F. The panel must provide MODBUS/ RS485 port for integration with SCADA.G. The loop should be capable to have at least 50 elements / devices.,	EA	1	52,793.46	9,502.82	62,296.28	62,296.28
33.2	Intelligent Addressable multi sensor Detector- (Smoke + Fixed Tempt. + Rate of rise tempt.) For ceiling (UL /FM /ULC/Vds Approved) inclusive base and other installation accessories. (must have inbuilt short circuit isolator,)	EA	6	527.93	95.03	622.96	3,737.74
33.3	Intelligent Addressable multi sensor Detector- (Smoke + Fixed Tempt. + Rate of rise tempt.) For trench (UL /FM /ULC/Vds Approved) inclusive base and other installation accessories. (must have inbuilt short circuit isolator,)	EA	2	1,055.87	190.06	1,245.93	2,491.85
33.4	Response Indicator (Twin LED transparent type)	EA	2	1,055.87	190.06	1,245.93	2,491.85
33.5	Addressable manual Call Point (must have inbuilt short circuit isolator,) (UL /FM /ULC/Vds Approved)	EA	1	5,279.35	950.28	6,229.63	6,229.63
33.6	Electronic Hooter/Multi tone sounder (must have inbuilt short circuit isolator,) (UL /FM /ULC/Vds Approved) Indoor type.	EA	1	5,279.35	950.28	6,229.63	6,229.63
33.7	2 Core X 1.5 sq.mm copper conductor, armored, RED colour FRLS PVC sheathed signal Cable confirming to IS standards and specifications	Mtr	150	31.68	5.70	37.38	5,607.36
33.8	4C*2.5sqmm copper armoured FRLS cable confirming to IS standard with accessories (Gland, lug, saddle, etc.)	Mtr	15	31.68	5.70	37.38	560.74
33.9	Steel wire reinforced flexible conduct pipe (16MM) with all accessories.	Mtr	15	31.68	5.70	37.38	560.74
33.10	Surge Arrester.	EA	1	1,583.80	285.08	1,868.88	1,868.88
33.11	Lightning Rod in Top of PSS Building	EA	1	1,583.80	285.08	1,868.88	1,868.88
34	**Erection, Commissioning of Fire Fighting System (portable and wheel mounted sets for control room)**			-	-	-	-
34.1	Foam type- 9 Ltrs	No	2	527.93	95.03	622.96	1,245.91
34.2	CO_2 - 4.5 Kgs	No	2	527.93	95.03	622.96	1,245.91
34.3	Dry powder 6 Kg	No	2	527.93	95.03	622.96	1,245.91
34.4	Fire Bucket with Stand (4nos. in each Stand)	No	1	527.93	95.03	622.96	622.96
	Erection, Commissioning , Wiring & Testing of AC & DC System			-	-	-	-
35	**AC System**			-	-	-	-
35.1	ACDB (as per specification)	Lot	1	15,838.04	2,850.85	18,688.89	18,688.89
35.2	Main Lighting Distribution Board (as per specification)	Lot	1	15,838.04	2,850.85	18,688.89	18,688.89
35.3	Indoor Lighting Distribution Board as per specification	Lot	1	15,838.04	2,850.85	18,688.89	18,688.89
35.4	Receptable Panel near Power Transformer	No	1	10,558.69	1,900.56	12,459.25	12,459.25
36	**DC System**			-	-	-	-
36.1	48 V DC Distribution Board as per specification .	No	1	5,279.35	950.28	6,229.63	6,229.63
37	Water Cooler with stainless steel stand	No	1	2,111.74	380.11	2,491.85	2,491.85
37.1	Wall mounted water purifier system	No	1	2,111.74	380.11	2,491.85	2,491.85
38	**Commissioning & Testing of Maintenance Testing Equipment**	Lot	1	5,279.35	950.28	6,229.63	6,229.63
39	**Commissioning Tools and Plants (T&P's) Requirement**	Lot	1	5,279.35	950.28	6,229.63	6,229.63
40	**Commissioning Office Furniture**	Lot	1	2,111.74	380.11	2,491.85	2,491.85
41	**Laying of Materials for Installation of Power Transformer on Plinth (as per Drawing)**			-	-	-	-
41.1	90 lb Rail 5.4 mts (2.7x2) 44.62 kg per mtr / Transformer each (Unit Wt=0.240 MT)	Nos	2	10,558.69	1,900.56	12,459.25	24,918.51
41.2	Laying including Fabrication works (300x300x10) mm GI plate each (Unit Wt=0.007065MT)	Nos	24	316.76	57.02	373.78	8,970.64
41.3	(65x65x5) mm GI angle of 5.4 mts length.4.9 kg/mtr. / Transformer each (Unit Wt=0.026 MT)	Nos	2	527.93	95.03	622.96	1,245.91
42	GI Chequered plate 1000X300X5.6mm thick for Cable Trench in side Control Room 12 Mtr	MT	0.64	31,680.00	5,702.40	37,382.40	23,924.74

Renovation of Lochapada Sub-station

Sl. No.	DESCRIPTION OF ITEMS	UNIT	Quantity	PART-A: Supply			
	33kV Equipment (Indoor Type)			Unit Price (Rs.)	GST	Unit Price - All Inclusive (Rs.)	Total Amount (All Inclusive)
1	**36kV Indoor Panel for 33/11kV Substation as detailed below**						
43	**Construction of Cable Trench :** 2 tier 2 rows U-Type RCC Cable trench with M-20 Grade concrete: The internal width 2000 mm, depth 1005 mm, with 75X75X6 mm support angles fixed RCC wall of 175 X 175 mm, Raft of 175mm & with ladder type cable tray (45X45X5)mm two angles at both side having welded flats of 25X5 mm at a gap of 150mm) for Power & control Cable with RCC Trench Cover Slab as per technical Specification, approved drawing and Direction of Engineer Incharge. Complete work including earth work in excavation in all kind of soil & rock and refilling the cavity by selective soil, leveling the surface around the pit with disposal of surplus earth.	Mtr	0.00	33,166.25	5,969.93	39,136.18	-
44	Chequered plate 1000X300X5.6mm thick for Cable Trench in side Control Room 12 Mtr	Metric Ton	0.00	55,500.00	9,990.00	65,490.00	-
45	**Erection of 33KV Line DP-2No's**			-	-	-	-
45.1	Installation/Erection of 13 Mtr long RS JOIST/WPB Pole including loading and unloading, transportation from site/tent upto 3 Kms., excavation, refilling, flooding with water, ramming/compacting of foundation as per specifications and drawing including removal & disposal of malba as per instruction of EIC. The scope of work include providing & laying of laying of 1:1.5:3 , M20 Grade cement concrete concrete of size - 500(B)x500(W)X2200(H) , and cooping of 500(B)x500(W)x450(H). Scope of work also includes 5 days curing and zebra painting (In Black & Yellow Strips/Zebra) as per drawing.%_1	No	2.00	6,335.22	1,140.34	7,475.56	14,951.12
45.2	Erection of 13 Mtr.H Pole, including excavation, refilling, 1:1.5:3 , M20 Grade cement concreting of size - 500(B)x500(W)X2200(H) , and cooping of 500(B)x500(W)x450(H) and and zebra painting (In Black & Yellow Strips)	No	4	15,838.04	2,850.85	18,688.89	74,755.55
45.3	Installation & Fabrication of Top Channel 100X50X6mm@9.56 KG/MTR. X (4.4 x2) (GI)	Kg	246.65	21.12	3.80	24.92	6,146.86
45.4	Installation of Fish Plate 50x6 mm., 2.36 kg/Mtr., each 0.280 mtr. length, 6 no's required = (6x2.36x0.280)	Kg	11.89	21.12	3.80	24.92	296.32
45.5	Installation & Fabrication of Insulator Support Cahnnel 75X40X 4.8mm., 7.14KG/Mtr., each channel length 4.3 Mtr., 1 no's channel required =(1x7.14x4.3)	Kg	92.11	21.12	3.80	24.92	2,295.53
45.6	Installation & Fabrication of Isolator Support Cahnnel 75X40X 4.8mm., 7.14KG/Mtr., each channel length 4.3 Mtr., 2 no's channel required =(2x7.14x4.3)	Kg	184.21	21.12	3.80	24.92	4,590.81
45.7	Installation & Fabrication of Double Pole Belting Channel 75X40X 4.8mm., 7.14KG/Mtr., each channel length 4.3 Mtr., 4 no's channel required =(4x7.14x4.3)	Kg	368.42	21.12	3.80	24.92	9,181.62
45.8	Installation & Fabrication of 50x50x6mm.GI Bracing Angle, 4.5Kg./mtr., each angle length 4.927 mtr., 4 nos angle required = (4*4.5*4.927)	Kg	266.06	21.12	3.80	24.92	6,630.64
45.9	Installation & Fabrication of Isolator Operating Down Pipe Support Cahnnel 75X40X 4.8mm., 7.14KG/Mtr., each channel length 0.8 Mtr., 1 no's channel required =(1x7.14x0.8)	Kg	17.14	21.12	3.80	24.92	427.16
45.10	Installation & Fabrication of Down Pipe Diagonal Support Angle, 4.5Kg./mtr., each angle length 0.388mtr., 1 nos angle required = (1*4.5*0.388)	Kg	5.24	21.12	3.80	24.92	130.59
45.11	Installation & Fabrication of Down Pipe Base Support Angle, 4.5Kg./mtr., each angle length 0.34mtr., 1 nos angle required = (1*4.5*0.340)	Kg	4.59	21.12	3.80	24.92	114.39
45.12	Installation & Fabrication of Isolator Support Side Cahnnel 100X50X6mm, 9.56 KG/Mtr., each channel length 0.5 mtr., 2 no's channel required =(2x9.56x0.5)	Kg	28.68	21.12	3.80	24.92	714.75
45.13	Installation of Danger Plate, 2 no's.	No	6	105.59	19.01	124.60	747.58
45.14	Installation of Back Clamp for danger Plate 25X3 mm. flat, 0.59Kg/Mtr. Flat of 0.510mtr length 2 no's = (2x0.59x0.510)	Kg	1.20	21.12	3.80	24.92	30.00
45.15	FixingofcompleteKVlineCompletestaysetincludes 1)TurnBuckleAssembly 2)StayRod&Stayplate 3)StayInsulator 4)StayWire. 5)StayclampswithNuts&boltsBAwilldotheexcvationincludingexcvation,supplyof0.5Cumcementconcretefoundation1:2:4size(500mmx500mmx800mm)using20mmBHGmetalwithalllabourandmaterialasperDrawing&Standard.Note:- Excavationofearthwillbedoneofsize500X500X1500mm."%_1	Pair	6	1,699.96	305.99	2,005.95	12,035.72
45.16	Inst GI PIPE Earthing ,40mm dia 3 Mtr GI pipe & PVC Pipe PCC ,and brick work for earthing chamber (Size: 2'x2') and RCC or other suitable slab cover	No.	8	3,695.54	665.20	4,360.74	34,885.90
45.17	Instalation of 50x6mm GI Flat for earthing, 2.36kg/mtr., (15 Mtr. For L.A, 4 Mtr for Isolator Body, 2.5 mtr. For mesh formation and 2.5 mtr. For raising)= 24x2.36	Kg	169.920	31.68	5.70	37.38	6,352.02
45.18	Installation of GI barbed wire anticlimbing device 3 Kg. Per support	Kg	24	31.68	5.70	37.38	897.18
45.19	Installation of Back Clamp for anticlimbing device 25X3 mm. flat, 0.59Kg/Mtr. Flat of 0.510mtr length 8 no's = (8x0.59x0.510)	Kg	7.22	19.93	3.59	23.52	169.80
45.20	ITC of Lightning Arrester(30KV,10KA) (Station Class,class-2)	EA	9	1,055.87	190.06	1,245.93	11,213.34
45.21	ITC OF Center Rotating, 33kV, 1250A, 25kA, Beam Mounted Single Isolator (Motorised) Double break Double Tandem operating pipe With Earth Switch, Base channel, Post insulator (For Incoming Line) - Outdoor Type	Set	2	10,558.69	1,900.56	12,459.25	24,918.51

Renovation of Lochapada Sub-station							
Sl. No.	**DESCRIPTION OF ITEMS**	**UNIT**	**Quantity**	**PART-A: Supply**			
33kV Equipment (Indoor Type)				**Unit Price (Rs.)**	**GST**	**Unit Price - All Inclusive (Rs.)**	**Total Amount (All Inclusive)**
1	**36kV Indoor Panel for 33/11kV Substation as detailed below**						
45.22	ITC 33kV 400Amp AB Switch (For Station transformer)	No	1.00	5,279.35	950.28	6,229.63	6,229.63
45.23	ITC 33kV HG Fuse with horn gap, support insulator and channel (for Station Trf. 100KVA, 33/0.433kV)	No	1.00	5,279.35	950.28	6,229.63	6,229.63
45.24	Installation of 33KV pin insulator polymer	No	9	105.59	19.01	124.60	1,121.37
45.25	**Installation of** 33KV Polymer Disc Insulator (90KN- 120KN) along with Hardware fitting.	No	18	105.59	19.01	124.60	2,242.73
45.26	**Installation of All type of Connector PG Clamp**	No	18	105.59	19.01	124.60	2,242.73
45.27	Installation of GI Nut , Bolt & Washer of different sizes (22.15 Kg each DP with Isolator)	Kg	66.45	21.12	3.80	24.92	1,656.04
45.28	Black Paint	Ltr	2	105.59	19.01	124.60	249.19
45.29	Yellow Colour Paint for Background	Ltr	4	105.59	19.01	124.60	498.38
46	**11KV Line DP-6No's**			-	-	-	-
46.1	Installation/Erection of 11 Mtr long, RS JOIST/WPB Pole including loading and unloading, transportation from site/tent upto 3 Km., excavation, refilling, flooding with water, ramming/compacting of foundation as per specifications and drawing including removal & disposal of extra malba as per instruction of EIC. The scope of work include providing & laying of 1:1.5:3 , M20, concrete of size - 500(B)x500(W)X1800(H) , and cooping of 500(B)x500(W)x450(H), Scope of work also includes 5 days curing and zebra painting (In Black & Yellow Strips/Zebra) as per drawing.%_1	No	12	6,335.22	1,140.34	7,475.56	89,706.72
46.2	Installation & Fabrication of Top Channel 100X50X6mm, 9.56 KG/Mtr., each channel length 3 mtr., 2 no's channel required =(2x9.56x3)	KG	344.16	21.12	3.80	24.92	8,577.02
46.3	Installation & Fabrication of Fish Plate 50x6 mm., 2.36 kg/Mtr., each 0.280 mtr. length, 6 no's required = (6x2.36x0.280)	KG	23.79	21.12	3.80	24.92	592.85
46.4	Installation & Fabrication of Isolator switch Mounting Channel 75X40X4.8mm, 7.14KG/Mtr, each channel length 3 Mtr., 2 no's channel required =(7.14x3x2)	KG	257.04	21.12	3.80	24.92	6,405.85
46.5	Installation & Fabrication of Isolator Switch Side Support Channel 100X50X6mm,9.56 KG/Mtr., each channel length 0.35 mtr., 2 no's channel required =(9.56x2x0.35)	KG	40.15	21.12	3.80	24.92	1,000.65
46.6	Installation & Fabrication of Channel Support for down Pipe 75X40X 4.8mm., 7.14KG/Mtr., each channel length 0.8 Mtr., 1 no's channel required =(7.14x0.8x1)	KG	34.27	21.12	3.80	24.92	854.11
46.7	Installation & Fabrication of Double Pole Belting Channel 75X40X 4.8mm., 7.14KG/Mtr., each channel length 1.66 Mtr., 4 no's channel required =(7.14x3x4)	KG	514.08	21.12	3.80	24.92	12,811.70
46.8	Installation & Fabrication of 50x50x6mm.GI Bracing Angle, 4.5Kg./mtr., each angle length 3.512 mtr., 4 nos angle required = (4.5x3.512x4)	KG	379.30	21.12	3.80	24.92	9,452.66
46.9	Installation of Danger Plate, 2 no's.	No.	12	52.79	9.50	62.29	747.51
46.10	Installation of Back Clamp for danger Plate 25X3 mm. flat, 0.59Kg/Mtr. Flat of 0.510mtr length 2 no's = (2x0.59x0.510)	KG	3.61	21.12	3.80	24.92	89.99
46.11	FixingofcompleteKVlineCompletestaysetincludes 1)TurnBuckleAssembly 2)StayRod&Stayplate 3)StayInsulator 4)StayWire. 5)StayclampswithNuts&boltsBAwilldotheexcvationincludingexcvation,supplyof0.5Cumcementconcretefoundation1:2:4size(500mmx500mmx800mm)using20mmBHGmetalwithalllabourandmaterialasperDrawing&Standard."%_1	EA	12	1,699.96	305.99	2,005.95	24,071.43
46.12	Installation of Earthing pipe with 40mm dia 3 Mtr long Class-B GI Pipe(Jindal/Tata/Sail/Rinl) with earth chamber as per TP Southern Odisha Distribution Co. Ltd. specification and drawing (Each pit resistance will be measured and recorded and shall be as per IS). Scope include supply of all required material like Earth Electrode, Salt, Charcoal, Nuts-Bolt ,40mm dia 3 Mtr GI pipe & PVC Pipe PCC ,and brick work for earthing chamber (Size: 2'x2') and RCC or other suitable slab cover(earth resistance measurement and with in limit to be achieved by BA).Scope of work also includes leveling & ramming of earth and removal of extra malba.	No.	12	3,695.54	665.20	4,360.74	52,328.85
46.13	Installation of 50x6mm GI Flat for earthing, 2.36kg/mtr., (12.5 Mtr. For L.A, 3 Mtr for AB Switch Body, 2.5 mtr. For mesh formation and 2.5 mtr. For raising)= 20.5x2.36	KG	339.84	31.68	5.70	37.38	12,704.03
46.14	Installtion of GI barbed wire anticlimbing device 3 Kg. Per support, 2 no's qty. required =(2x3kg)	SET	36	31.68	5.70	37.38	1,345.77
46.15	Installation of Back Clamp for anticlimbing device 25X3 mm. flat, 0.59Kg/Mtr. Flat of 0.510mtr length 8 no's = (8x0.59x0.510)	KG	14.44	31.68	5.70	37.38	539.92
46.16	Installation,Testing & comissioning of Lightning Arrester(11KV,10KA) (Station Class,class-2)	EA	18	1,055.87	190.06	1,245.93	22,426.68
46.17	Installation of Isolator 11KV 630A DOUBLE BREAK,EARTHS/W	Set	6	5,279.35	950.28	6,229.63	37,377.80
46.18	Installtion of 11 KV pin insulator polymer	No.	18	105.59	19.01	124.60	2,242.73
46.19	Installation of 11KV Polymer Disc Insulator (45KN- 90KN) along with Hardware fitting for 11KV line.Nutbolts will be paid separately	No.	36	105.59	19.01	124.60	4,485.46
46.20	Installation of All type of Connector PG Clamp	NO.	36	211.17	38.01	249.18	8,970.50
46.21	Installation of 100 mm2 AAAC, as per technical specification and scope of work.	KM	0.03	15,838.04	2,850.85	18,688.89	560.67
46.22	Installation of GI Nut , Bolt & Washer of different sizes	K.g.	82.31	21.12	3.80	24.92	2,051.25

Renovation of Lochapada Sub-station							
Sl. No.	DESCRIPTION OF ITEMS	UNIT	Quantity	PART-A: Supply			
33kV Equipment (Indoor Type)				Unit Price (Rs.)	GST	Unit Price - All Inclusive (Rs.)	Total Amount (All Inclusive)
1	**36kV Indoor Panel for 33/11kV Substation as detailed below**						
46.23	Black Paint	Ltr	6	105.59	19.01	124.60	747.58
46.24	Yellow Colour Paint for Background	Ltr	12	105.59	19.01	124.60	1,495.15
	Part - B - TOTAL All Inclusive Price in Rs. (Erection Activities)						43,93,554.92
Civil Works with supply of all materials like Cement, MS tor rod, Brick, Coarse & Fine Agregrates & Labour,T&P etc.					-	-	-
1	Contour survey , plotting the contour on graph sheet and marking the finished ground level	Sqr Mtr	1,224.00	527.93	95.03	622.96	7,62,499.86
2	Cutting for Levelling and disposal of excess earth either in low laying area in sub-station or outside.	Cum	143.00	844.70	152.05	996.75	1,42,534.68
3	Filling of S/S area with borrowed earth (rolling & compacting of filled up soil before taking measurement).	Cum	3,600.00	126.70	22.81	149.51	5,38,221.60
4	**OUT DOOR DRAIN to DISCHARGE SWITCHYARD/ WATER FROM WASH BASIN AND CONTROL ROOM ROOF (10 mts**		-	-	-	-	-
4.1	Excavation in all type soil (1.35x10x0.7)	Cum	9.45	232.29	41.81	274.10	2,590.27
4.2	PCC (1:3:6) (1.35x10x0.1)	Cum	1.35	4,434.65	798.24	5,232.89	7,064.40
4.3	PCC (1:2:4) (0.3x10x0.05)	Cum	0.15	5,068.17	912.27	5,980.44	897.07
4.4	Brick Masonary with cement mortar (1:5) (0.25x10x0.925+1/2x0.15x0.93x10)+(0.25x10x0.925)	Cum	5.32	4,751.41	855.25	5,606.66	29,825.12
4.4	Plastering with Cement mortar(1:6) (2x0.25x10+2x0.925x10+1x0.925x10+1x1.0x10)	Sq. mtr.	42.75	126.70	22.81	149.51	6,391.38
5	**Switch Yard and COMPOUND WALL as per Drawing Schedule and Specification. For PILE Foundation for SBC Upto 10**		-	-	-	-	-
5.1	Construction of Compound-wall (with RCC column & beam with M-20 Grade concrete) along the property line of the sub-station as per technical specification and instruction of the Engineer in Charge.(the size of the bricks shall be 250mm having 1st class Fly-ash brick having compressive strength with 75kg/cm2). This also includes excavation in all types of soil or rocks, backfilling ,and disposal of excess earth . (Brick works rested on RCC Beam and RCC Column & footings , including Cement Plastering, Cement wash, Wall Painting two coats with weather coat. Provision of the boundary wall Fencing with M.S Grill of 700 mm height fixing at the top of the wall. It includes supply of all the materials & two coats of synthetic enamel paintings after primer application of the fencing .	Run. Mtr.	180.00	16,740.81	3,013.35	19,754.16	35,55,748.04
5.2	Boring and casting 300 mm dia single under reamed pile of 3.00 m. long with R.C.C. M-20 using 20 mm down graded chips with cost of all materials, Steel Rods, labours, T&P etc. & all other machinaries required for Compound Wall work etc.complete in all respect as per latest specification & direction of the Engineer in charge at a spacing of 3.3m c/c	Nos	65	17,949.78	3,230.96	21,180.74	13,76,748.13
5.3	Switch Yard GI Chain Linking Fencing with 2 Mtr Height.	Run. Mtr.	60.00	4,223.48	760.23	4,983.71	2,99,022.38
6	**Power Transformer Foundation**		-	-	-	-	-
6.1	Excavation in all type soil per Tfr.(3X3X1.1 mtr)	Cum	29.70	232.29	41.81	274.10	8,140.84
6.2	PCC (1:3:6) per Tfr.(3X3X0.075 mtr)	Cum	2.03	4,751.41	855.25	5,606.66	11,353.49
6.3	RCC (1:1.5:3) per Tfr. As per drawing	Cum	15.78	6,863.15	1,235.37	8,098.52	1,27,794.60
6.4	RRHG stone grouting with sand per Tfr.	Cum	13.50	1,583.80	285.08	1,868.88	25,229.93
7	**Construction of 100kVA 33/0.4 kV station Trf. Plinth**		-	-	-	-	-
7.1	Excavation in all type soil (2.5X2.5X0.750 mtr)	Cum	4.69	232.29	41.81	274.10	1,284.85
7.2	PCC (1:3:6) (2.5X2.5X0.075 mtr)	Cum	0.47	4,751.41	855.25	5,606.66	2,628.12
7.3	RCC (1:1.5:3) (1.5X1.5X0.1 mtr)	Cum	0.23	6,863.15	1,235.37	8,098.52	1,822.17
7.4	Brick Masonary work (2.5x2.5x.925+2x(.5 x1.5x2.25) (1:5)	Cum	61.19	5,068.17	912.27	5,980.44	3,65,928.21
7.5	Cement Plastering (1:6) (1.5x2.25x4)+(1.5x1.5) 20mm thick	Sq Mtr	15.75	211.17	38.01	249.18	3,924.59
8	**Construction of oil sump pit for Transformer (1.6 X 1.6 X 2.3)**		-	-	-	-	-
8.1	Excavation of Earth(2.0x2.0x2.1)	Cum	12.60	232.29	41.81	274.10	3,453.69
8.2	PCC (1:3:6) 2X2X0.1	Cum	0.60	4,751.41	855.25	5,606.66	3,364.00
8.3	RCC(1:1.5:3) 1.6X1.6X0.1 for Top Slab	Cum	0.38	6,863.15	1,235.37	8,098.52	3,109.83
8.4	Brick Masonary work(2x2.1+2x1.6)x0.25x2.3 (1:5)	Cum	6.38	5,068.17	912.27	5,980.44	38,170.16
8.5	Cement Plastering (1:6) 2.3 (4x2.1+ 4x1.6)+ 1.6x1.6	Sq.mtr	54.90	211.17	38.01	249.18	13,680.01
8.6	Drainage for Oil sump pit with 250 dia hume pipe	Mtr	36.00	739.11	133.04	872.15	31,397.39
9	**ROAD (6 Mtrs wide) Length of the road 20 mtrs as per Drawing Schedule- OPTCL/CIVIL/11-REV-B.**		-	-	-	-	-
9.1	Excavation in all type soil 0.5mx1mx6m	Cum	60.00	232.29	41.81	274.10	16,446.13
9.2	Boulder Packing 0.5mx1mx5m	Cum	90.00	1,003.08	180.55	1,183.63	1,06,527.10
9.3	Water base course -I 0.075mx1mx5m	Cum	13.50	1,794.98	323.10	2,118.08	28,594.03
9.4	Water base course -II 0.075mx1mx5m	Cum	13.50	1,900.56	342.10	2,242.66	30,275.92
9.5	PCC (1:2:4) 0.1mx1mx5m	Cum	18.00	4,751.41	855.25	5,606.66	1,00,919.95

Renovation of Lochapada Sub-station

Sl. No.	DESCRIPTION OF ITEMS	UNIT	Quantity	PART-A: Supply			
				Unit Price (Rs.)	GST	Unit Price - All Inclusive (Rs.)	Total Amount (All Inclusive)
33kV Equipment (Indoor Type)							
1	**36kV Indoor Panel for 33/11kV Substation as detailed below**						
9.6	Fly ash Brick masonary in cement mortar (1:6) using the bricks of size 10" x 5" x 3" of crushing strength not less than 75 kg / centimetre square with dimensional tolerance 3% after immersing the bricks for 6 hours in water before use including hoisting to required height placing in position scaffolding, splays cutting, circular moulding, corbelling, chamfering and similar such type of work watering and curing etc. including cost, conveyance, royalty, cess, and taxes of all other materials machinaries scaffolding all labour T&P articles required for the work etc. complete in all respect as per the latest specification confirming to relevant IS Specification and direction of the Engineer-in-charge.	Cum	7.20	5,490.52	988.29	6,478.81	46,647.46
10	**(125x70x5) mm RS GI joist 5Mtr (STATION) as per Drawing Schedule- OPTCL/CIVIL/2-REV-B.**		-	-	-	-	-
10.1	Excavation with back filling L 1m x W 1 x D 2	Cum	8.00	369.55	66.52	436.07	3,488.55
10.2	PCC (1:3:6)	Cum	0.40	4,751.41	855.25	5,606.66	2,242.67
10.3	RCC (1:1.5:3)	Cum	12.00	6,863.15	1,235.37	8,098.52	97,182.20
11	**Baffle Wall**		-	-	-	-	-
11.1	Excavation with back filling 4.2mx0.75mx0.5m	Cum	1.58	232.29	41.81	274.10	431.71
11.2	PCC 1:3:6 4.2mx0.75mx0.1m	Cum	0.32	4,434.65	798.24	5,232.89	1,648.36
11.3	RCC 1:1.5:3 0.75x3.8x0.2+0.5x3.4x0.2+2.5x3x0.15	Cum	5.80	6,863.15	1,235.37	8,098.52	46,930.91
12	PCC (1:4:8) With cement For S/S area(75 mm) per Sq. mts.((8x16x0.075)	Cum	48.40	3,695.54	665.20	4,360.74	2,11,059.68
13	Metal Spreading 100 mm. per Sq. mts. Area of spreading.	Cum	36.20	2,639.67	475.14	3,114.81	1,12,756.14
	Switchgear Cum Control Room (22x10Mts) (column & beam based) (as per specification & Inclusive of doors, windows, collapsible gate, PHD fittings, electrification, inner cable trench, Two nos main doors with concrete pillars, beams) etc. as per Technical specification in Civil section. Layout Drawing		-	-	-	-	-
14	**Switchgear Cum Control Room For Pile foundation in FLOOD AREA (with SBC upto 10)**		-	-	-	-	-
14.1	Boring and casting 300 mm dia single under reamed pile of 5.00 m. long with R.C.C. M-20 using 20 mm down graded chips with cost of all materials, labours, T&P etc. & all other machinaries required for the work etc. Complete in all respect as per latest specification & direction of the Engineer in charge.	Nos	252.00	23,229.12	4,181.24	27,410.36	69,07,411.12
14.2	**Earth work in excavation of foundation trenches in all kinds of soil** including moorum, stony earth and earth mixed with boulders except sheet rock and boulders requiring blasting including dressing of sides and leveling the bed up to the required depth and depositing the excavated materials away from the work site within initial leads and lifts, including shoring, shuttering & dewatering (if required) with cost of labour,cess, hire & running charges of water pumps sundries , T & P & all other machinaries required for the work etc. Complete in all respect as per latest specification & direction of the Engineer in charge.	Cum	659.12	686.31	123.54	809.85	5,33,785.56
14.3	**Supplying and filling in foundation and plinth with good river sand** well watered and rammed in layers not exceeding 23 cm in each layer including all leads and lifts, cost of all materials, labour,cess, sundries, T&P required for the work etc. Complete in all respect as per latest specification & direction of the Engineer in charge.	Cum	1108.24	897.49	161.55	1,059.04	11,73,668.49
14.4	Providing and lying plain **cement concrete of proportion (1:3:6)** in foundation and plinths using approved quality cement , 40 mm. size black hard crusher broken granite stone metal and screened, washed sharp sand for mortar of approved quality and from approved quarry, including hoisting, lowering, laying concrete, ramming, watering and curing etc. complete to required levels laid in layers not exceeding 15 cm. thick in each layer including cost, conveyance, loading, unloading, royalties and taxes of all materials and cost of all labours, cess, sundries, T&P & all other machinaries required for the work including shoring, shuttering and dewatering if required including hire & running charges of water pump etc. Complete in all respect as per latest specification & direction of the Engineer in charge.	Cum	219.52	5,068.17	912.27	5,980.44	13,12,826.32
14.5	**K.B. Brick** masonary in cement mortar (1:6) using the bricks of size 10" x 5" x 3" of crushing strength not less than 100 kg / centimeter square with dimensional tolerance 3% after immersing the bricks for 6 hours in water before use including hoisting to required height placing in position scaffolding, splays cutting, circular moulding, corbelling, chamfering and similar such type of work watering and curing etc. including cost, conveyance, royalty, cess, and taxes of all other materials machinaries scaffolding all labour T&P articles required for the work etc. complete in all respect as per the latest specification confirming to relevant IS Specification and direction of the Engineer-in-charge.		0.00	-	-	-	-
14.5.1	**In Foundation and Plinth**	Cum	108.00	5,068.17	912.27	5,980.44	6,45,887.58
14.5.2	**Ground Floor**	Cum	222.80	5,173.76	931.28	6,105.04	13,60,202.20
14.6	**RCC work M-20** grade as per approved designs and drawings having a minimum compressive strength (in work test) 200 Kg./ Sqcm.in 15 cm. cubes at 28 days after mixing and test conducted in accordance with I.S.456 and I.S 516 using 12 mm. to 20 mm. size black hard crusher broken granite stone chips, screened and washed sharp sand for mortar of approved quality from approved quarry, to be mixed in concrete mixture with approved quality cement including hoisting, lowering, laying and compacting concrete by using vibrators, watering and curing for 28 days, centering and shuttering and finishing the exposed surface smooth providing grooves or beads wherever necessary including cost, conveyance, loading, unloading, royalties and taxes and cess of all materials, cost of all labours, sundries, T&P & all other machinaries required for the work but excluding cost and conveyance of M.S. or Tor steel and binding wires etc. Complete in all respect as per latest specification & direction of the Engineer in charge.		0.00	-	-	-	-

Renovation of Lochapada Sub-station

Sl. No.	DESCRIPTION OF ITEMS	UNIT	Quantity	PART-A: Supply			
				Unit Price (Rs.)	GST	Unit Price - All Inclusive (Rs.)	Total Amount (All Inclusive)
33kV Equipment (Indoor Type)							
1	**36kV Indoor Panel for 33/11kV Substation as detailed below**						
14.6.1	Pile cap & Grade beam	Cum	300.00	7,919.02	1,425.42	9,344.44	28,03,333.08
14.6.2	R.C.C. wall	Cum	70.80	6,863.15	1,235.37	8,098.52	5,73,375.00
14.6.3	Plinth Beam	Cum	24.40	7,179.91	1,292.38	8,472.29	2,06,723.97
14.6.4	Column & Beam- Ground Floor	Cum	144.00	7,919.02	1,425.42	9,344.44	13,45,599.88
14.6.5	Lintel-Ground Floor	Cum	8.80	8,235.78	1,482.44	9,718.22	85,520.34
14.6.6	65mm thick R.C.C.Chajja- Ground Floor	Sqm	88.40	8,235.78	1,482.44	9,718.22	8,59,090.68
14.6.7	Roof slab - Ground Floor	Cum	147.20	8,446.95	1,520.45	9,967.40	14,67,201.43
14.6.8	Staircase- Ground Floor	Cum	23.60	8,446.95	1,520.45	9,967.40	2,35,230.66
14.7	Cutting, Straightening coiled or bent up M.S. rods or Tor steel welding or jointing if necessary, bending, binding, tying the grills as required for R.C.C. works, providing fan hooks where necessary and hoisting, lowering and placing in proper position according to approved designs and drawings including cost, conveyance, loading, unloading, taxes of M.S. rods or Tor steel and binding wires of 18 to 20 gauge required for the work and cost of all labour, sundries, T&P and scaffolding complete in all respect as directed by the Engineer in charge (payment will be made according to the actual weight of M.S. rod / Tor steel consumed in the work and no separate payment will be made towards weight of binding wires which is to be borne by the contractor at his own cost etc. complete in all respect as per direction of the Engineer-in-charge.		-	-	-	-	-
14.7.1	Ground Floor	MT	0.07	89,748.88	16,154.80	1,05,903.68	7,730.97
14.8	Supplying, fitting and fixing **vitrified tile 60x60cm plain Ivory 8 to 10 mm thick** in floors of approved make with application of polymer modified cement based water resistant adhesive bed of required thickness of 10mm and filling joints with epoxy grout of approved quality including cost of all materials, takes labour T&P etc. required for the work etc. complete in all respect as per the latest specification and direction of the Engineer-in-charge.	Sqm	416.00	1,003.08	180.55	1,183.63	4,92,391.91
14.9	Supplying, fitting and fixing **vitrified tile 60x60cm plain Ivory 8 to 10 mm thick** in dado of approved make with application of polymer modified cement based water resistant adhesive bed of required thickness of 10mm and filling joints with epoxy grout of approved quality including cost of all materials, takes labour T&P etc. required for the work etc. complete in all respect as per the latest specification and direction of the Engineer-in-charge.	Sqm	36.80	1,108.66	199.56	1,308.22	48,142.45
14.10	Supplying, fitting and fixing **Floor tile of size 40cmx40 cm / 30cmx30cm in floors** on 25mm thick bed of cement mortar 1:1 (1cement : 1sand) jointed with neat cement slury mixed with pigment to match the shades of the tiles of required thickness of approved quality including cost of all materials, takes labour T&P etc. required for the work.etc complete in all respect as per the latest specification and direction of the Engineer-in-charge.	Sqm	20.40	897.49	161.55	1,059.04	21,604.38
14.11	Providing fitting fixing **Glazed /Ceramic tiles of size 20cmX30cm & 6.5 to 6.7mm thick of size up to 0.10sqm in wall dados skirting and** on 12mm thick cement plaster (1:3) jointed with neat cement slurry mixed with pigments to match the shade of the tiles including rubbing and polishing complete including cost of precast tiles etc. complete in all respect as per the latest specification and direction of the Engineer-in-charge.	Sqm	107.20	1,003.08	180.55	1,183.63	1,26,885.61
14.12	Supplying, fitting and fixing 5"x2½" size Dressed seasoned Sal wood chaukaths including cost, conveyance royality taxes of all materials. labour, all other machinaries, T & P articles required for the work complete in all respect as per the direction of the Engineer-in-Charge.	Cum	1.00	31,676.08	5,701.69	37,377.77	37,377.77
14.13	Supplying, fitting and fixing 30mm/32mm flush door shutter (Non-Sal hard wood frame fixed with 4mm BWR ply on both sides of frame.including cost conveyance royality taxes of all materials. labour, all other machinaries, T & P articles required for the work complete in all respect as per the direction of the Engineer-in-Charge.	Sqm	57.60	7,919.02	1,425.42	9,344.44	5,38,239.95
14.14	Providing and fixing of sliding windows of approved make to be febricated from roll formed sections made of pre-painted steel (base steel as per IS-513 of 0.6 mm thick "D" quality, galvanized as per IS-277 with zinc of 120 Gm/ Sqm.) including cost conveyance royality taxes of all materials. labour, all other machinaries, T & P articles required for the work complete in all respect as per the direction of the Engineer-in-Charge. DOUBLE SHUTTER SLIDING WINDOW	Sqm	124.00	6,248.63	1,124.75	7,373.38	9,14,299.54
14.15	Providing and fixing of FRP door frame including cost conveyance royality taxes of all materials. labour, all other machinaries, T & P articles required for the work complete in all respect as per the latest specification and direction of the Engineer-in-Charge.	Mtr	40.80	2,272.23	409.00	2,681.23	1,09,394.24
14.16	Providing and fixing of FRP door shutter including cost conveyance royality taxes of all materials. labour, all other machinaries, T & P articles required for the work complete in all respect as per the latest specification and direction of the Engineer-in-Charge.	Sqm	15.20	3,408.35	613.50	4,021.85	61,132.17
14.17	Providing **16mm. thick cement plaster** with cement mortar of mix **(1:6)** with approved quality cement with screened and washed sharp sand for mortar and finished smooth to the surface **over brick work** after racking out the joints including watering and curing, rounding of corners etc. complete with cost, conveyance, loading, unloading, royalties, cess, and taxes of all materials and cost of all labours, sundries, T&P and scaffolding required for the work etc. complete in all respect as desired by the Engineer in charge		-	-	-	-	-
14.17.1	**Ground Floor**	Sqm	2,499.60	158.38	28.51	186.89	4,67,146.24

Renovation of Lochapada Sub-station

Sl. No.	DESCRIPTION OF ITEMS	UNIT	Quantity	PART-A: Supply			
33kV Equipment (Indoor Type)				Unit Price (Rs.)	GST	Unit Price - All Inclusive (Rs.)	Total Amount (All Inclusive)
1	**36kV Indoor Panel for 33/11kV Substation as detailed below**						
14.18	Providing **12mm. thick cement plaster** with cement mortar of mix **(1:6)** with approved quality cement and screened and washed sharp sand for mortar and finished smooth to the surface **over brick work** after racking out the joints including watering and curing, rounding of corners etc. complete with cost, conveyance, loading, unloading, royalties and taxes, cess, of all materials and cost of all labours, sundries, T&P and scaffolding required for the work etc. complete in all respect as desired by the Engineer in charger in charge		-	-	-	-	-
14.18.1	**Ground Floor**	Sqm	1,588.40	137.26	24.71	161.97	2,57,268.07
14.19	Providing **12mm. thick cement plaster** with cement mortar of mix **(1:3)** with approved quality cement with screened and washed sharp sand for mortar and finished smooth to the surface **in ceiling and R.C.C. surface after chipping the surface in all floors** including watering and curing, rounding of corners etc. complete with cost, conveyance, loading, unloading, royalties, cess, and taxes of all materials and cost of all labours, sundries, T&P and scaffolding required for the work etc. complete in all respect as desired by the Engineer in charge.		-	-	-	-	-
14.19.1	**Ground Floor**	Sqm	1,603.60	126.70	22.81	149.51	2,39,747.82
14.20	Providing and finishing the wall surface with two coat of **cement wash** including scaffolding, all labour, cost, conveyance, cess, taxes of all materials, T&P articles, brushes all other machineries required for the work complete in all respect confirming to relevant I.S. Specification and direction of the Engineer-in-Charge		-	-	-	-	-
14.20.1	**Ground Floor**	Sqm	5,655.20	147.82	26.61	174.43	9,86,422.96
14.21	Supplying fitting and fixing of M.S shutter made out of M.S Angle 40mmx40mmx6mmm, M.S.Flat 19 mm x 5 mm size, M.S. guide, top hood cover etc. as per design provided including cost, conveyance, royalities of all materials, cost of all labour, T&P articles required for the work etc. complete in all respect confirming to relevant I.S specification and direction of the Engineer-in Charge.	Kg	3,166.80	158.38	28.51	186.89	5,91,838.19
14.22	Supplying fitting and fixing of M.S grill made out of M.S M.S.Flat 19 mm x 5 mm size, as per design provided including cost, conveyance, royalities of all materials, cost of all labour, T&P articles required for the work etc. complete in all respect confirming to relevant I.S specification and direction of the Engineer-in Charge.	Kg	2,848.40	158.38	28.51	186.89	5,32,332.92
14.23	**Wall painting 2 coats with acrylic distemper** over one coat of wall primer of approved shade on new work to give an even shade in all floors at all height including scafolding cost of brushes including cost of paint cost conveyance royality of all materials labour,T&P articles required for the work etc. complete in all respect as per the latest specification and direction of the Engineer-in-charge.		-	-	-	-	-
14.23.1	**Ground Floor**	Sqm	3,725.20	126.70	22.81	149.51	5,56,939.75
14.24	**Painting two coats with weather coat** on exterior walls surface of approved quality and approved shade over a coat of primer in all floors at all height of approved quality and shade including cleaning and sand papering the surface and making the surface smooth with cost, conveyance, loading, unloading, and taxes of all materials, cost of all labour, sundries, T&P, scaffolding etc. required for the work complete in all respect as directed by Engineer-in-charge		-	-	-	-	-
14.24.1	**Ground Floor**	Sqm	1,930.00	158.38	28.51	186.89	3,60,694.61
14.25	**Painting two Coats with approved colour synthetic enamel paint** on wood / iron work in all floors at all height including scafolding cost conveyance royality of all materials labour,T&P articles required for the work etc. complete in all respect as per the latest specification and direction of the Engineer-in-charge.	Sqm	418.40	126.70	22.81	149.51	62,553.31
14.26	Providing **cement concrete (1:1.5:3)** using 12mm size black hard crusher broken granite stone chips, screened & washed sharp sand for mortar of approved quality and from approved quarry, including hoisting, lowering, laying concrete, ramming, watering and curing etc. complete to required levels laid in layers not exceeding 15 cm. thick in each layer including cost, conveyance, loading, unloading, royalties and taxes of all materials and cost of all labours, cess, sundries, T&P & all other machinaries required for the work including shoring, shuttering and dewatering if required including hire & running charges of water pump etc. Complete in all respect as per latest specification & direction of the Engineer in charge.	Cum	123.60	6,863.15	1,235.37	8,098.52	10,00,976.70
14.27	Supplying, fitting and fixing of stainless steel of 304 grade in hand railing using 50mm dia of 2mm thick circular pipe with Balustrade of size 32mm x 32mm x 2mm @ 0.90mtr. C/C and stainless square pipe bracing of size 32mm x 32mm x 2mm in 3 rows in stair case as per approved design and specification, buffing, polishing etc. with cost, conveyance, taxes of all materials, labour, T&P etc. required for the complete in all respect.	Mtr	68.00	791.90	142.54	934.44	63,542.06
14.28	Providing and fixing M.S. fan clamp type-I of 16mm dia M.S. bar bent to shape with hooked ends in R.C.C. slab during laying including painting the exposed portion of loop as per standard design complete as directed by the Engineer-in-charge.	Nos	120	105.59	19.01	124.60	14,951.54
14.29	Providing **12mm. thick cement plaster** in cement mortar of mix **(1:4)** with neat cement punning with approved quality cement with screened and washed sharp sand for mortar and finished smooth to the surface **i**n ceiling and R.C.C. surface after chipping the surface in septic tank including watering and curing, rounding of corners etc. complete with cost, conveyance, loading, unloading, royalties, cess, and taxes of all materials and cost of all labours, sundries, T&P and scaffolding required for the work etc. complete in all respect as desired by the Engineer in charge.	Sqm	48.40	158.38	28.51	186.89	9,045.40

Renovation of Lochapada Sub-station							
Sl. No.	DESCRIPTION OF ITEMS	UNIT	Quantity	PART-A: Supply			
33kV Equipment (Indoor Type)				Unit Price (Rs.)	GST	Unit Price - All Inclusive (Rs.)	Total Amount (All Inclusive)
1	**36kV Indoor Panel for 33/11kV Substation as detailed below**						
14.30	Providing neat cement punning with approved quality cement finished smooth to the surface etc. complete with cost, conveyance, loading, unloading, royalties, cess, and taxes of all materials and cost of all labours, sundries, T&P and scaffolding required for the work etc. complete in all respect as desired by the Engineer in charge.	Sqm	958.00	84.47	15.20	99.67	95,488.27
14.31	40 mm thick grading concrete with cement concrete (1:2:4) using 12mm and down graded b.h.g. chips to the roof surface **with** water proofing cement compound finished smooth over RCC slab including hoisting and laying in position watering and curing for required number of days finished to smooth surface and desired slope including cost conveyance, royalty and taxes of all materials, labour T&P articles required for the work etc. complete in all respect confirming to relevant I.S specification and direction of the Engineer-in-Charge.	Sqm	550.80	4,751.41	855.25	5,606.66	30,88,150.42
14.32	Providing Fitting, fixing of Aluminium Door with OEL or equivalent anodized AL. door section as vertical member, as top, as bottom and middle member and 8mm plain glass fixed to door to be completed including all cost of labour T&P hire charges of drilling machine , labour charges etc.complete.	Sqm	14.20	3,976.40	715.75	4,692.15	66,628.56
14.33	Supply & Fixing of alluminium Ventilator with 8 mm thick glass as per approved drawing	Sqm	0.92	5,279.35	950.28	6,229.63	5,731.26
14.34	Finishing surface of wall with Acrylic wall Putty(water Based) of approved make and finished smooth and even surface to receive painting including cost of scaffolding staging charges with cost of all materials, taxes, labour, T&P etc. complete.	Sqm	742.00	126.70	22.81	149.51	1,10,933.45
	Septic Tank			-	-	-	-
14.35	Earth work in excavation of foundation trenches in all kinds of soil including moorum, stony earth and earth mixed with boulders except sheet rock and boulders requiring blasting including dressing of sides and leveling the bed up to the required depth and depositing the excavated materials away from the work site within initial leads and lifts, including shoring, shuttering & dewatering (if required) with cost of labour,cess, hire & running charges of water pumps sundries , T & P & all other machinaries required for the work etc.complete in all respect as per latest specification & direction of the Engineer in charge.	Cum	10.60	369.55	66.52	436.07	4,622.33
14.36	Supplying and filling in foundation and plinth with good river sand well watered and rammed in layers not exceeding 23 cm in each layer including all leads and lifts, cost of all materials, labour,cess, sundries, T&P required for the work etc.complete in all respect as per latest specification & direction of the Engineer in charge.	Cum	0.95	897.49	161.55	1,059.04	1,006.09
14.37	Providing and lying plain cement concrete of proportion (1:3:6) in foundation and plinths using approved quality cement , 40 mm. size black hard crusher broken granite stone metal and screened, washed sharp sand for mortar of approved quality and from approved quarry, including hoisting, lowering, laying concrete, ramming, watering and curing etc. complete to required levels laid in layers not exceeding 15 cm. thick in each layer including cost, conveyance, loading, unloading, royalties and taxes of all materials and cost of all labours, cess, sundries, T&P & all other machinaries required for the work including shoring, shuttering and dewatering if required including hire & running charges of water pump etc.complete in all respect as per latest specification & direction of the Engineer in charge.	Cum	0.78	4,223.48	760.23	4,983.71	3,887.29
14.38	RCC work M-20 grade as per approved designs and drawings having a minimum compressive strength (in work test) 200 Kg./ Sqcm.in 15 cm. cubes at 28 days after mixing and test conducted in accordance with I.S.456 and I.S 516 using 12 mm. to 20 mm. size black hard crusher broken granite stone chips, screened and washed sharp sand for mortar of approved quality from approved quarry, to be mixed in concrete mixture with approved quality cement including hoisting, lowering, laying and compacting concrete by using vibrators, watering and curing for 28 days, centering and shuttering and finishing the exposed surface smooth providing grooves or beads wherever necessary including cost, conveyance, loading, unloading, royalties and taxes and cess of all materials, cost of all labours, sundries, T&P & all other machinaries required for the work but excluding cost and conveyance of M.S. or Tor steel and binding wires etc.complete in all respect as per latest specification & direction of the Engineer in charge.	Cum	4.56	6,863.15	1,235.37	8,098.52	36,929.24
15	**P.H. Fitting (Internal & External) to Switch-Gear -Cum -Control Room**		-	-	-	-	-
15.1	Supplying all materials , labours , taxes and tools and plants for fitting and fixing of PVC pipes of following nominal bore conforming to ASTM-D-1785 (Schedule-80) including fittings and laying as per the site requirement etc., all complete including testing as per the direction and specification of Engineer-in-charge		-	-	-	-	-
15.1.1	15 mm dia	Mtr	15.00	79.19	14.25	93.44	1,401.66
15.1.2	20 mm dia	Mtr	20.00	89.75	16.16	105.91	2,118.10
15.1.3	25 mm dia	Mtr	15.00	112.98	20.34	133.32	1,999.75
15.1.4	40 mm dia	Mtr	20.00	158.38	28.51	186.89	3,737.77
15.1.5	50 mm dia	Mtr	20.00	554.33	99.78	654.11	13,082.19
15.2	Supplying all material, labour , T&P & fitting ,fixing the following different water supply fittings of approved make with including supply of all necessary jointing materials etc. all complete as directed by the Engineer-in-charge.		-	-	-	-	-
15.2.1	25 mm dia Ball valve	No	2	926.00	166.68	1,092.68	2,185.36
15.2.2	50 mm dia Ball valve	No	2	580.73	104.53	685.26	1,370.52
15.2.3	25 mm dia F.W. valve	No	2	686.31	123.54	809.85	1,619.69
15.2.4	50 mm dia F.W. valve	No	2	1,108.66	199.56	1,308.22	2,616.44

Renovation of Lochapada Sub-station

Sl. No.	DESCRIPTION OF ITEMS	UNIT	Quantity	PART-A: Supply			
				Unit Price (Rs.)	GST	Unit Price - All Inclusive (Rs.)	Total Amount (All Inclusive)
33kV Equipment (Indoor Type)							
1	**36kV Indoor Panel for 33/11kV Substation as detailed below**						
15.3	Supplying all labour T&P and cutting holes in brick masonry wall for taking pipes through and mending good the damages with supply of all required materials etc. complete as per the direction of the Engineer-incharge			-	-	-	-
15.3.1	For 15mm to 50mm CPVC pipe to pass in 125mm to 250mm thick wall	Nos	10	158.38	28.51	186.89	1,868.88
15.4	Supplying all labour T&P and materials and making grooves in brick walls vertically and horizontally to the required depth and width for fixing pipes & fittings of sizes 15mm dia to 25mm dia in the grooves, testing the pipe line against leakage, and filling the grooves with cement mortar(1:4) to bring the surface to original level including cost of mortars, curing and conveyance of materials etc. complete as per direction of the Engineer-in-charge.	Mtr	10	190.06	34.21	224.27	2,242.71
15.5	Supplying all materials , labour T&P and fittings of approved quality required for fixing of NP or CP Brass or GM fixtures of following sizes and specification with leak proof threaded joints tightened with spun yarn and white zinc or any tightened with spun yarn and white zinc or any including testing and rectification of detects, after testing complete as per direction of Engineer-in-charge.	Nos		-	-	-	-
15.5.1	Bibcock	Nos	5	739.11	133.04	872.15	4,360.75
15.5.2	Long Body Bibcock	Nos	2	1,161.46	209.06	1,370.52	2,741.05
15.5.3	Pillar cock	Nos	2	1,583.80	285.08	1,868.88	3,737.77
15.5.4	Angular stop cock	Nos	4	686.31	123.54	809.85	3,239.38
15.5.5	Soap Holder	Nos	2	369.55	66.52	436.07	872.14
15.5.6	Towel ring	Nos	2	369.55	66.52	436.07	872.14
15.5.7	Toilet paper holder	Nos	2	1,583.80	285.08	1,868.88	3,737.77
15.5.8	Glass self 22"	Nos	2	1,161.46	209.06	1,370.52	2,741.05
15.5.9	Towel rail 24"	Nos	2	369.55	66.52	436.07	872.14
15.5.10	Shower arm 190mm long light	Nos	2	1,108.66	199.56	1,308.22	2,616.44
15.5.11	CP Grating	Nos	2	897.49	161.55	1,059.04	2,118.08
15.5.12	Concealed stop cock	Nos	4	1,108.66	199.56	1,308.22	5,232.88
15.5.13	Connecting Pipe	Nos	2	369.55	66.52	436.07	872.14
15.5.14	Basin with pedestal	Nos	2	6,863.15	1,235.37	8,098.52	16,197.03
15.5.15	Providing and fixing vitreous China water closet (European with seat and lid), of Cerra Cascade “CASINO”, CP brass buffers, 10 liter cascade dual flushing cistern hinges & rubber with fittings and brackets, 40 mm flush bend of CP brass, 20 mm overflow pipe with specials & mosquito proof coupling complete, painting on brackets and making good the walls and floors wherever required.	Nos	1	3,695.54	665.20	4,360.74	4,360.74
15.5.16	Providing and fixing vitreous China water closet Indian type of Odisha pattern size (580mmx440mm) of approved quality with PVC Slimeline (Parryware make) 12.5 ltr capacity low level cistrn with hinges & rubber with fittings and brackets, 40 mm flush bend of CP brass, 20 mm overflow pipe with specials & mosquito proof coupling complete, painting on brackets and making good the walls and floors wherever required.	Nos	1	6,863.15	1,235.37	8,098.52	8,098.52
15.5.17	Providing and fixing vitreous China water urinal of Cerra/Parry ware with fittings and brackets, flush bend of CP brass, and making good the walls and floors wherever required.	Nos	2	3,695.54	665.20	4,360.74	8,721.47
15.6	Supply of all materials, labour, T&P , fitting and fixing in all floors fixed type bevelled plate glass mirror of size 600mm x 450mm x 5.5mm thick best Indian make ,supply of 13mm thick asbestos backing and CP Brass screw including cost conveyance, taxes of all materials complete as per specification and direction of Engineer-in-charge(Make-Modi Guard/Belgium)	Nos	2	2,111.74	380.11	2,491.85	4,983.71
15.7	Supply of all materials, joining materials ,labour and T&P and laying UPVC SWR PIPES of Standard make with ISI Mark duly approved by the Engineer-in-charge including jointing, earthwork in excavation of trenches in all kind of soil to the required depth and refilling of pipe line trenches in 0.3048 mtrs layers with 300 mm deep sand around cushion duly watered and rammed or fixing to walls, floors with supply of necessary clamps, nails and cutting the pipe to length with wastage including supply of all Clamps, Clips, Endcaps & jointing materials etc., complete as per standard specification and direction of Engineer-in-charge.			-	-	-	-
15.7.1	100mm dia (ISI Marked)	Mtr	10	263.97	47.51	311.48	3,114.85
15.7.2	150mm dia (ISI Marked)	Mtr	25	369.55	66.52	436.07	10,901.73
15.8	Supplying all materials, labour T&P for jointing of the UPVC SWR SEWER pipe fittings of standard make duly approved by the Engineer-in-charge with joining material etc. suitably required for fixing on 100mm dia soil waste pipe complete with requisite testing as directed by Engineer-in-charge.		0	-	-	-	-
15.8.1	100mm dia "P" Trap	No	2	211.17	38.01	249.18	498.36
15.8.2	100mm dia Bend Plain	No	3	21.12	3.80	24.92	74.76
15.8.3	100mm Door Bend	No	3	89.75	16.16	105.91	317.72
15.8.4	100 mm dia Single Junction with Door	No	3	369.55	66.52	436.07	1,308.21
15.8.5	100 mm dia double Junction with Door	No	3	475.14	85.53	560.67	1,682.00
15.8.6	100mm dia Terminal Guard	No	2	5,807.28	1,045.31	6,852.59	13,705.18

Renovation of Lochapada Sub-station

Sl. No.	DESCRIPTION OF ITEMS	UNIT	Quantity	PART-A: Supply			
				Unit Price (Rs.)	GST	Unit Price - All Inclusive (Rs.)	Total Amount (All Inclusive)
33kV Equipment (Indoor Type)							
1	**36kV Indoor Panel for 33/11kV Substation as detailed below**						
15.8.7	100mm dia. Floor trap	No	3	369.55	66.52	436.07	1,308.21
15.9	Supplying all materials, labor T&P for jointing of the UPVC SWR SEWER pipes & fittings of standard make duly approved by the Engineer-in-charge suitably required for fixing on 100mm dia soil waste pipe complete with requisite testing as directed by Engineer-in-charge.			-	-	-	-
15.9.1	100mm Pipe	No	10	89.75	16.16	105.91	1,059.05
15.10	Fixing of UPVC vent pipes Including labour & T&P all complete as directed by the Engineer-in-charge.			-	-	-	-
15.10.1	100mm Pipe	Mtr	4	89.75	16.16	105.91	423.62
15.10.2	100mm Vent Cowl	No	2	475.14	85.53	560.67	1,121.33
15.11	Supplying all materials labour T&P and constructing inspection chamber C.C.(1:4:8) on bed with hard stone metal size 40mm and 250mm K.B.Bricks work having crushing strength 75 Kg to 99 Kg/cm2 in cement mortar (1:4), R.C.C. roof slab with 500mm dia light pattern factory made SFRC M.H cover with frame, moulding and shaping the channel and benching with C.C. 1:2:4 with hard granite chips 12mm size, 12mm thick C.P 1:3 including cement punning inside, Cement plaster (1:3) outside the chamber, earth work in excavation in all kinds of soil and refilling the cavity around the chamber as per detail drawing & design and specification including cost, conveyance, taxes etc. all complete as directed by Engineer-in-charge.			-	-	-	-
15.11.1	750mmx 750mm x450mm	No	1	16,154.80	2,907.86	19,062.66	19,062.66
15.12	Providing and fixing 2000 litres capacity P.V.C Over head (Sintex make) tank with all piping and valve arrangement with all labour & materials ,including cost, T&P , scaffolding etc., complete as directed by the Engineer-in-charge.			-	-	-	-
15.12.1	2000 Ltr Capacity	No	1	21,117.38	3,801.13	24,918.51	24,918.51
15.13	Supplying all material, labour, T&P and constructing manhole chamber of size as mentioned below with 250mm nominal size K.B. Brick having crushing strength 75kg to 99kg /cm2 in CM 1:4 over a bed of 150mm thick C.C(1:4:8) using 40mm size HG metal, plastering with 12mm thick cement mortar (1:3) on internal and external surface, inside finish with neat cement punning, providing & fixing step iron of appropriate quality & size with 3 coats anticorrosive paint, RCC (1:1.5:3) cover slab using 20m & down size graded HG chips along with factory made reinforced concrete cover with frame including breaking of pipe line where ever necessary and earth work in excavation in all kind of soil & rock and refilling the cavity by selective soil, leveling the surface around the chamber with disposal of surplus earth if any to a distance of 50mt as per specification, design & drawing including cost of curing and all taxes , royality , cost , conveyance etc. all complete as directed by the Engineer-in-charge.	No	1	26,396.73	4,751.41	31,148.14	31,148.14
15.14	Supplying all material, labour, T&P and constructing 1.80m dia x 2.60m deep soak way pit with dry brick walling upto 2.00m height and 1st class K.B. Brickwork in cement mortar (1:6) for the remaining 06.60m height at top, 12mm thick cement plaster (1:4) inside and outside , 100mm thick gravel backing in the rear of well staining, 125mm thick RCC cover slab fitted with with iron lifting handles including earth work in excavation in all kind of soil & rock and refilling the cavity by selective soil, leveling the surface around the pit with disposal of surplus earth if any to a distance of 50mt including cost of curing and all taxes , royality , cost , conveyance etc. all complete as directed by the Engineer-in-charge.	No	1	26,396.73	4,751.41	31,148.14	31,148.14
16	**Watering system** like 150 mm dia, 100 Mtr deep bore well (PVC pipe to be used) 1 HP submersivele pump, switch yard water hydrant system for pouring water into the earth pits, tap for garden, including PVC pipes & other accessories required etc.	LS	1	5,27,934.61	95,028.23	6,22,962.84	6,22,962.84
17	Small wicket (GI) gate one in between Main Gate & Security shed & another in front of Customer Care room of size 1.5 mtr width X 2 mtrs height single leaf with locking arrangement etc. as per above.	No.	2	10,558.69	1,900.56	12,459.25	24,918.51
18	**RRHG retaing wall with 1:5 cement mortar Considering 0.6 mt height of retaining wall above the existing ground level per Meter as per Drawing TOTAL 74 Mtrs**		-	-	-	-	-
18.1	Excavation in all type of soil(0.8 Cum / Mtr)	Cum	105.60	232.29	41.81	274.10	28,945.19
18.2	PCC (1:4:8) 200 mm thick. With cement (0.2 Cum / Mtr)	Cum	26.40	3,167.61	570.17	3,737.78	98,677.39
18.3	PCC (1:2:4) 50 mm thick With cement (0.02 Cum / Mtr)	Cum	1.58	4,751.41	855.25	5,606.66	8,880.96
18.4	RRHG Cement Masonary (1:5) With cement (0.86 Cum / Mtr)	Cum	192.22	5,279.35	950.28	6,229.63	11,97,480.82
19	**Laying of cable trench with supply of GI Cable Trench material & all Civil works**			-	-	-	-
19.1	Laying of 2 tier 2 rows cable trench (internal width 1500 mm,depth 680 mm, with 75X75X6 mm support angles fixed RCC column of 250 X 250 mm & with ladder type cable tray (45X45X5mm two angles at both side having welded flats of 25X5 mm at a gap of 150mm) for Power & control Cable. It includes supply of GI Cable Trench materials, supply of all civil items as per site requirement and as per detail drawing & design and specification including cost, conveyance, taxes etc. all complete as directed by Engineer-in-charge.	Mtr	40.00	12,142.50	2,185.65	14,328.15	5,73,126.00
19.2	Laying of 2 tier 1 rows cable trench (internal width 750 mm,depth 680 mm, with 65X65X6 mm support angles fixed RCC column of 250 X 250 mm & with ladder type cable tray (45X45X5mm two angles at both side having welded flats of 25X5 mm at a gap of 150mm) for Power & control Cable It includes supply of GI Cable Trench materials, supply of all civil items as per site requirement and as per detail drawing & design and specification including cost, conveyance, taxes etc. all complete as directed by Engineer-in-charge.	Mtr	35.00	9,238.86	1,662.99	10,901.85	3,81,564.92

Renovation of Lochapada Sub-station

Sl. No.	DESCRIPTION OF ITEMS	UNIT	Quantity	PART-A: Supply			
33kV Equipment (Indoor Type)				Unit Price (Rs.)	GST	Unit Price - All Inclusive (Rs.)	Total Amount (All Inclusive)
1	**36kV Indoor Panel for 33/11kV Substation as detailed below**						
19.3	Laying of 2 tier 1 rows cable trench (internal width 500 mm,depth 580 mm, with 50X50X6 mm support angles fixed RCC column of 250 X 250 mm & with ladder type cable tray (45X45X5mm two angles at both side having welded flats of 25X5 mm at a gap of 150mm) for Power & control Cable. It includes supply of GI Cable Trench materials, supply of all civil items as per site requirement and as per detail drawing & design and specification including cost, conveyance, taxes etc. all complete as directed by Engineer-in-charge.	Mtr	35.00	8,446.95	1,520.45	9,967.40	3,48,859.04
20	**Construction of 600mm dia Hume Pipe Single row culvert and approach road for Control room-cum- Swith gear room**			-	-	-	-
20.1	Earth work in excavation of foundation trenches in all kinds of soil including moorum, stony earth and earth mixed with boulders except sheet rock and boulders requiring blasting including dressing of sides and leveling the bed up to the required depth and depositing the excavated materials away from the work site within initial leads and lifts, including shoring, shuttering & dewatering (if required) with cost of labour,cess, hire & running charges of water pumps sundries , T & P & all other machinaries required for the work etc.complete in all respect as per latest specification & direction of the Engineer in charge.	Cum	14.90	348.83	62.79	411.62	6,133.13
20.2	Supplying and filling in foundation and plinth with good river sand well watered and rammed in layers not exceeding 23 cm in each layer including all leads and lifts, cost of all materials, labour,cess, sundries, T&P required for the work etc.complete in all respect as per latest specification & direction of the Engineer in charge.	Cum	1.80	847.16	152.49	999.65	1,799.37
20.3	Providing and lying plain cement concrete of proportion (1:3:6) in foundation and plinths using approved quality cement , 40 mm. size black hard crusher broken granite stone metal and screened, washed sharp sand for mortar of approved quality and from approved quarry, including hoisting, lowering, laying concrete, ramming, watering and curing etc. complete to required levels laid in layers not exceeding 15 cm. thick in each layer including cost, conveyance, loading, unloading, royalties and taxes of all materials and cost of all labours, cess, sundries, T&P & all other machinaries required for the work including shoring, shuttering and dewatering if required including hire & running charges of water pump etc.complete in all respect as per latest specification & direction of the Engineer in charge.	Cum	1.80	4,484.99	807.30	5,292.29	9,526.12

Renovation of Lochapada Sub-station

Sl. No.	DESCRIPTION OF ITEMS	UNIT	Quantity	PART-A: Supply			
				Unit Price (Rs.)	GST	Unit Price - All Inclusive (Rs.)	Total Amount (All Inclusive)
33kV Equipment (Indoor Type)							
1	**36kV Indoor Panel for 33/11kV Substation as detailed below**						
20.4	Providing cement concrete of M-15 grade using 20mm down graded black hard crusher broken granite stone chips, screened & washed sharp sand of approved quality and from approved quarry, including hoisting, lowering, laying concrete, ramming, watering and curing etc. complete to required levels laid in layers not exceeding 15 cm. thick in each layer including cost, conveyance, loading, unloading, royalties and taxes of all materials and cost of all labours, cess, sundries, T&P & all other machinaries required for the work including shoring, shuttering and dewatering if required including hire & running charges of water pump etc.complete in all respect as per latest specification & direction of the Engineer in charge.	Cum	8.30	4,983.32	897.00	5,880.32	48,806.64
20.5	Providing,laying and fixing in position R.C.C.hume pipes with collars jointed with cement mortar 1:3 complete with cost of all materials, and cost of all labours, cess, sundries, T&P & all other machinaries required for the work etc.complete in all respect as per latest specification & direction of the Engineer in charge.	Mtr	7.50	149.50	26.91	176.41	1,323.08
20.6	Providing rough stone dry packing for guard walls & retaining walls including cost conveyance of all materials and cost of all labours, cess, sundries, T&P etc.complete in all respect as per latest specification & direction of the Engineer in charge.	Cum	5.30	5,481.65	986.70	6,468.35	34,282.24
20.7	Rolling and compacting to sub grade or formation loosening by cutting ordinary earth for 0.15 Mtr. depth including watering and rolling by PRR as per specification and direction of Engineer-in-Charge. (Data for 100sqm x 0.15m= 15 Cum).	Cum	97.50	6,478.32	1,166.10	7,644.42	7,45,330.72
20.8	Conveying from the stacks supplying, spreading morrum & sand mixture to proper camber and consolidation with H.R.R.including watering as per specification and direction of Engineer-in-Charge.	Cum	230.00	1,495.00	269.10	1,764.10	4,05,743.00
20.9	Soling the road surface with soling stones including filling the interstices with moorum and rolling with PRR including cost conveyance of all materials and cost of all labours, cess, sundries, T&P etc.complete in all respect as per latest specification & direction of the Engineer in charge.	Cum	75.00	2,491.66	448.50	2,940.16	2,20,511.91
20.10	Supplying and filling in sub base of road with borrowed earth including rolling & compacting all works complete as per specification and instruction of engineer. Payment shall be made for the compacted volume only as per spot levels taken at 2 intervals before start of work and after completion of the filling works.	Cum	780.00	4,484.99	807.30	5,292.29	41,27,984.80
20.11	Design & providing Galvanised Chain Linking Fencing with 2 Mtr Height around TRF specification.	Sq. mtr.	80.00	4,484.99	807.30	5,292.29	4,23,383.06
21	**Dismantling Work**				-	-	-
21.1	Dismantling of 33/11 kV PTR above 5 MVA upto 12.5 MVA Loading, Transportation within 30 Kms, Unloading of same PTR if Required.	EA	2.00	1,10,000.00	19,800.00	1,29,800.00	2,59,600.00
21.2	Dismantling / Removal of 11KV/33KV CRP Pannel including loading, transportation, unloading and staking of dismantled material at a proper place in safe position at Site Store. Transportation with adequete vehicle load/capacity shall be only paid seperately%_1	EA	11.00	5,114.50	920.61	6,035.11	66,386.21
21.3	Dismantling of all sizes(All Core and all dia) control Cable from over head line,cable tranches, or other palaces, etc. recoiling, loading,transportation, unloading and staking at a proper place in safe position/BA site store.%_1	Mtr	4,000.00	5.11	0.92	6.03	24,119.20
21.4	Dismantling of existing 11/0.4kV, 33/0.4KV, Three Phase Distribution Transformer below 100KVA including removal of HT/LT leads, earth connections and unloading by crane if required. Scope of work also includes loading, transportation, unloading and staking at a proper place in safe position/site store. Transportation with adequete vehicle load/capacity shall be only paid seperately%_1	EA	1.00	3,262.64	587.28	3,849.92	3,849.92
21.5	Dismantling of ACSR/AAAC 148/232mm2 from overhead line, recoiling, loading, transportation, unloading and staking at a proper place in safe position/ site store. Transportation with adequete vehicle load/capacity shall be only paid seperately%_1	Mtr	720.00	11.04	1.99	13.03	9,379.58
21.6	Dismantling of ACSR/AAAC 80/100 mm2 from overhead line, recoiling, loading, transportation, unloading and staking at a proper place in safe position/site store. Transportation with adequete vehicle load/capacity shall be only paid seperately%_1	Mtr	480.00	9.20	1.66	10.86	5,210.88
21.7	Demolishing stone rubble masonry manually/ RCC/BRICK WORK/ by mechanical means including stacking of serviceable material and disposal of unserviceable material within 50 metres lead as per direction of Engineer-in-charge : In cement mortar.%_1	M3	487.00	1,794.47	323.00	2,117.47	10,31,210.13
21.8	Dismantling of varous size of XLPE/PVC power Cable (up to 1000sqmm) with of all sizes(1C/3C/4C) upto 33KV from over head line,cable tranches,mounting aat pole or other palaces, etc. recoiling, loading,transportation, unloading and staking at a proper place in safe position/BA site store.%_1	Mtr	100.00	30.68	5.52	36.20	3,620.24
21.9	Dismantling of Steel Structure (Angle/ Channel/ Flat) and Nuts and Bolt including loading, transportation, unloading and staking of dismantled material at a proper place in safe position/BA site store. Transportation with adequete vehicle load/capacity shall be only paid seperately%_1	kg	15,000.00	6.00	1.08	7.08	1,06,200.00
21.10	Dismantling/Removal of all hardware fittings & Insulator etc. from Four Pole Structure including loading, transportation, unloading and staking of dismantled material at a proper place in safe position/BA site store. Transportation with adequete vehicle load/capacity shall be only paid seperately%_1	EA	20.00	535.57	96.40	631.97	12,639.45
21.11	Dismantling of existing Street Light fixture and loading, transportation, unloading and staking at a proper place in safe position/BA site store. Transportation with adequete vehicle load/capacity shall be only paid seperately%_1	EA	20.00	48.25	8.69	56.94	1,138.70
21.12	Dismantling of RSJ/WPB pole(116x100mm)	EA	24.00	1,380.91	248.56	1,629.47	39,107.37
21.13	Dismantling of 11KV 'V' Cross arm & return	EA	4.00	42.34	7.62	49.96	199.84

Renovation of Lochapada Sub-station								
Sl. No.	**DESCRIPTION OF ITEMS**	**UNIT**	**Quantity**	**PART-A: Supply**			
33kV Equipment (Indoor Type)				**Unit Price (Rs.)**	**GST**	**Unit Price - All Inclusive (Rs.)**	**Total Amount (All Inclusive)**
1	**36kV Indoor Panel for 33/11kV Substation as detailed below**						
21.14	Dismantling of 11KV GI pin with insulator	EA	42.00	8.28	1.49	9.77	410.36
21.15	Dismantling of 11KV Disc insulator	EA	60.00	8.28	1.49	9.77	586.22
21.16	Dismantling of 11 kV /33KV GO/AB Switch/Isolator/DD fuse/fuse set including removal of all Electric/Earth connections, loading, transportation, unloading and staking at a proper place in safe position/BA site store(Note Set =Three phase). Transportation with adequete vehicle load/capacity shall be only paid seperately%_1	SET	23.00	1,200.00	216.00	1,416.00	32,568.00
21.17	Dismantling of 33KV V cross arm	EA	2.00	28.95	5.21	34.16	68.32
21.18	Dismantling of 33KV Pin Insulator	EA	18.00	13.51	2.43	15.94	286.95
21.19	Dismantling of 33KV Disc Insulator	EA	12.00	20.07	3.61	23.68	284.19
21.20	Dismantling of Stay set complete(Turn Buckle,Guy Insulator,Stay Wire, Stay Rod,Stay plat etc which as per EIC instruction) including loading, transportation, unloading and staking at a proper place in safe position/BA site store.%_1	EA	6.00	482.50	86.85	569.35	3,416.10
21.21	Dismantling of Lightening Arrester(LA)	EA	16.00	162.12	29.18	191.30	3,060.83
21.22	Dismantling of DO/DD/HG Fuse	SET	3.00	221.85	39.93	261.78	785.35
21.23	Dismantling of faulty Outdoor VCB alongwith Loading, Transportation Unloading of same either with Safe custody with BA store/Discom Store as per direction of EIC. Scope of work also includes loading, transportation, unloading and staking at a proper place in safe position/site store. Transportation with adequete vehicle load/capacity shall be only paid seperately%_1	EA	11.00	8,500.00	1,530.00	10,030.00	1,10,330.00
21.24	Dismantling of faulty Outdoor CT/PT along with Loading, Transportation Unloading of same either with Safe custody with BA store/Discom Store as per direction of EIC. Scope of work also includes loading, transportation, unloading and staking at a proper place in safe position/site store. Transportation with adequete vehicle load/capacity shall be only paid seperately%_1	EA	39.00	5,700.00	1,026.00	6,726.00	2,62,314.00
21.25	Dismantle of 3phase LTDB-upto 400A	EA	1.00	2,750.00	495.00	3,245.00	3,245.00
21.26	Dismantling of faulty Equipment - 11/33 KV Metering Unit including loading, transportation, unloading and staking at a proper place/site and finally at store as per instruction of EIC. Transportation with adequate vehicle load/capacity shall be only paid separately.	EA	6.00	2,300.00	414.00	2,714.00	16,284.00
21.27	Dismantling of ACDB,LTDB, Battery, Battery Charger, RTU etc.	LS	1.00	25,000.00	4,500.00	29,500.00	29,500.00
	PART - C - TOTAL All Inclusive Price in Rs. (Civil and Services)						5,01,50,818.67

	Total All Inclusive (PART A + PART B + PART C)	15,02,17,443.47

ANNEXURE-6

(Infrastructure - Technology)

Hardware IT Infra					
S. No.	**Description**	**UoM**	**Qty**	**Unit cost (In Rs. Lacs)**	**Total Estimated Cost in Rs. Cr**
1	Augmentation of AMI DC infrastructure for 1 lakh Smart meters (i.e. Server, Storage).	AU	3	94.76	2.84
2	AI/ML GPU Server for Workflow Automation	EA	2	49.00	0.98
3	MFD Printer for IT Offices	EA	10	1.66	0.17
4	Office LAN Setup	Node	300	0.05	0.16
5	Laptop & Desktop for End Users	EA	640	1.40	8.99
6	Network Equipment (Router/Switches) for IT Enterprise Offices	EA	100	1.98	1.98
7	Network Security for IT (Firewall)	AU	1	175.00	1.75
8	UPS with Battery	EA	100	0.80	0.80
9	Biometric Device	EA	72	0.37	0.26
				Total Estimated Cost (In Cr.)	**17.93**

IT Applications and Software					
S. No.	**Description**	**UoM**	**Qty**	**Unit cost (In Rs. Lacs)**	**Total Estimated Cost in Rs. Cr**
1	Augmentation of AMI license for 1 lakh meters (i.e. Data Base license, OS Licenses & VM licenses).	AU	3	73.47	2.20
2	HES Licenses	EA	300000	0.00	2.87
3	Antivirus for Server and End Point protection	AU	1	185.18	1.85
4	CIS (MBC)solutions Upgrade/Augmentations	Each	100000	0.00	0.30
5	Office Automation tools (MS Office/Nitro Pro/Canva/AutoCAD, etc.)	Each	625	0.50	3.13
				Total Estimated Cost (In Cr.)	**10.35**

ANNEXURE-7

(PSS Refurbishment)

Location Sl No. 1

LOCATION OF PSS REFURBISHMENT

S. No.	Circle	Division	PSS	Pole Qty.	33kV Isolator WES MOT 1250 Amps (Nos.)	33kV Isolator WoES MOT 1250 Amps (Nos.)	11kV Isolator WES MOT 630 Amps (Nos.)	11kV Isolator WoES MOT 630 Amps (Nos.)	33kV Isolator WES 1250 Amps(manual) (Nos.)	33kV Isolator WoES 1250 Amps (manual) (Nos.)	11kV Isolator WES 630 Amps (manual) (Nos.)	11kV Isolator WoES 630 Amps (manual) (Nos.)	Switch Yard Lighting (Nos.)	Pipe earthing for Equipment (Nos.)	Lightning Arrester 33kV (Set)	Lightning Arrester 11kV (Set)	Conductor with PG clamp and T Clamp 148Sqmm (kM)	Conductor with PG clamp and T Clamp 232Sqmm (kM)	11kV 3Cx400 XLPE UG Cable (KM)	11kV CT 150-300-600/ 1-1-1 (SET)	33kV CT 150-300-600/ 1-1-1 (SET)
1	Berhampur	GNED	GANJAM			1							5		1						
2	Berhampur	GNED	RAMBHA	6			1						5		2		0.5				
3	Berhampur	GNED	KHALLIKOTE		1		3						5		1						
4	Berhampur	PSED	PURSHOTTAMPUR		2	2							5				0.1				
5	Berhampur	PSED	TARATARINI						2		2		10								
6	Berhampur	PSED	KODALA						2			1	10								
7	Berhampur	PSED	BEGUNIAPADA						2	2			10								
8	Berhampur	PSED	POLASARA							1	2		10								
9	Berhampur	HED	HINJILI	2				3			6		5				0.1		0.1		
10	Berhampur	HED	SHERAGADA								7		10								
11	Berhampur	HED	ADAPADA							3	4		15								
12	Jeypore	KED	Bandhugaon	8			2						7	25	3	4	0.5				
13	Jeypore	NED	Nabarangpur	28	5	4	5	4					8		3	3	0.5	0.2			
14	Jeypore	NED	UMERKOTE		3		3	2					7		2	4	0.2				
15	Jeypore	NED	RAIGHAR						3		2	3	5		3	2	0.2				
16	Jeypore	NED	DABUGAON	14	1	2	2	2					6		2	3	0.5				
17	Rayagada	PKED	PARALAKHEMUNDI New	2	1		6						10	10							
18	Rayagada	PKED	PARALAKHEMUNDI OLD	2	2		4						10	10		5	0.5				
19	Rayagada	PKED	KASINAGAR				4		1				10		2	6	0.2				
20	Rayagada	PKED	KHANDVA		3								10			1					
21	Rayagada	PKED	GUMMA										10	8		5					
22	Rayagada	PKED	UPALADA										10	10							
23	Rayagada	PKED	GARABANDHA	2	1								10		1	5	0.5				
24	Rayagada	PKED	JEERANGO (TAPING FROM RAMGIRI)				4						10	10					0.12		
25	Rayagada	PKED	RAIGADA										10								
26	Rayagada	PKED	CHHELIGADA										10			5	0.5				
27	Rayagada	PKED	MOHANA										10		4						
28	Rayagada	PKED	ADABA										10	10					0.06		
29	Berhampur	GNED	CHATRAPUR										15			2					
30	Berhampur	GNED	RAMACHANDRAPUR										15		1						
31	Berhampur	GNED	MALUD										15		2	2					
32	Berhampur	GNED	TITIPA		1								15		1						
33	Berhampur	GNED	KESHPUR			1							15						0.05		
34	Berhampur	HED	GANDALA	2	1		4	3					15				0.2				
35	City	BED-1	Ankuli		1	1	3	1							3	3	0.2				
36	City	BED-1	New Medical	4	3	1	1	3									0.5	0.2			
37	City	BED-1	Ambapua				3						3				0.2		0.06		
38	City	BED-1	Bidyutpuri										3								
39	Bhanjanagar	PED	Baliguda		1	2	6	2					10	10	3	5	0.4			5	
40	Bhanjanagar	PED	Daringbadi	12	1	2	4	2					6	5	3		0.5	0.2			
41	Bhanjanagar	BNED	JN Prasad	4				4							6	6	0.35	0.2			
42	Bhanjanagar	BNED	KB Pur	12			2	1					5		3	5	0.25				
43	Bhanjanagar	BNED	Lalsingi			1	2						6				0.15				
44	Aska	GSED	Digapahandi				2	4					6	4		2			0.03	1	
45	Aska	GSED	Chikiti					1					6	6		2					
46	Aska	GSED	Podamari					4					6	4		1	0.1				
47	Aska	GSED	Patrapur	3			2	4					6	8	2	3	0.1				
48	Jeypore	KED	DASMANTPUR	8	1		1						6	6	4	4	0.4				
49	Jeypore	JED	KUSUMI	14			3	2					10		3	6	0.5				
50	Jeypore	KED	OMP				2	6					5	7	2	3	0.6	0.2			
51	Jeypore	KED	Pottangi				2						7	7	3	5	0.4				
52	Jeypore	KED	Kakriguma	12	1		4						8	5	2	2	0.4				
53	Jeypore	NED	PAPADAHANDI										4	6	2	3	0.3				
54	Jeypore	NED	MEDENA										5	4	2	3			0.1		
55	Jeypore	MED	MV 79	12	1	1							7	10	2	2	0.4				
56	Rayagada	PKED	PANIGANDA										10	10							
57	Rayagada	PKED	BRAHMANIGAM	2	1								10				0.5				
58	Rayagada	GED	Gunupur			2		3					10		3	5	0.2				
59	Rayagada	GED	Bikrampur		1								10		1	3	0.2				
60	Rayagada	GED	Padampur		2	2		2					10		2	3	0.2				
61	Rayagada	GED	Gumuda			1		1					10		2	3	0.2				
62	Rayagada	GED	Ukkumba		1		2	2					10		1	2	0.2				
63	Rayagada	GED	Ramanaguda				4	2					10		2	4	0.2				
64	Rayagada	GED	Minajhola		1	1							10			4	0.2				
65	Rayagada	GED	Gudari					2					10		2	3	0.2				
66	Rayagada	RED	Therubali	6				4					10		4	5	0.5				
67	Rayagada	RED	Sikarpai	10	2		5	1					10		1	7	0.5				
68	Rayagada	RED	Kashipur	10			5	1					10			3					
69	Rayagada	RED	SERIGUDA		2		2	5					10				0.5				
70	Rayagada	RED	Sorisapadar										10		1	3	0.5				

Location Sl No. 1

LOCATION OF PSS REFURBISHMENT

S. No.	Circle	Division	PSS	Pole Qty.	33kV Isolator WES MOT 1250 Amps (Nos.)	33kV Isolator WoES MOT 1250 Amps (Nos.)	11kV Isolator WES MOT 630 Amps (Nos.)	11kV Isolator WoES MOT 630 Amps (Nos.)	33kV Isolator WES 1250 Amps(manual) (Nos.)	33kV Isolator WoES 1250 Amps (manual) (Nos.)	11kV Isolator WES 630 Amps (manual) (Nos.)	11kV Isolator WoES 630 Amps (manual) (Nos.)	Switch Yard Lighting (Nos.)	Pipe earthing for Equipment (Nos.)	Lightning Arrester 33kV (Set)	Lightning Arrester 11kV (Set)	Conductor with PG clamp and T Clamp 148Sqmm (kM)	Conductor with PG clamp and T Clamp 232Sqmm (kM)	11kV 3Cx400 XLPE UG Cable (KM)	11kV CT 150-300-600/ 1-1-1 (SET)	33kV CT 150-300-600/ 1-1-1 (SET)
71	Rayagada	RED	Nuapada		1								10			3	0.5				
72	Rayagada	RED	Bissam Cuttack		1		4	3					10				0.5				
73	Rayagada	RED	Hata Muniguda					1					10			1					
74	Rayagada	RED	Kumardhamini	4	1		2	1					10		1	2	0.5				
75	Rayagada	RED	Muniguda	8	1		8	3					10		1		0.5				
76	Rayagada	RED	Dangasorada	6	2		3	2					10		2	3					
77	City	BED-2	LUCHAPADA										4								
78	City	BED-2	CORPORATION ROAD		4	2							4	20							1
79	City	BED-3	Kukudakhandi										6			3	0.1				
80	Aska	AED 2	KS NAGAR	6	6		5						6		5	5	0.3		0.1		
81	Aska	AED 2	Budhamba	6	3		3						6		4	4	0.5		0.06		
82	Aska	AED 2	Balipadar																0.1		
83	Aska	AED 2	Buguda		4		5						6		5	5	0.5		0.16		
84	Aska	AED I	Aska		2								6		4	5					
85	Aska	AED I	Nugaon		2		2						6		4	5					
86	Aska	AED I	Balisira		2		2						6		4	5					
87	Aska	AED I	Dharakote		2								6		4	5					
88	Bhanjanagar	BOED	MANAMUNDA		4	3	4								5	3	0.5	0.2			
89	Bhanjanagar	BOED	CHARICHHAK			2	3											0.2			
90	Bhanjanagar	BOED	Boudh		2	3	6	3					6		4	3		0.2	0.06	2	
91	Bhanjanagar	BOED	Baunsuni		2		4						5	5			0.5			1	
92	Bhanjanagar	BOED	Chatrang	8		2		4					4	5	9	6	0.5	0.2			
93	Bhanjanagar	BOED	Kantamal		1	2		4					5		9	6	0.2				
94	Bhanjanagar	PED	Daringibadi	12	1	2	4	2					6	5	3	6	0.6				
95	Bhanjanagar	PED	K Nuagaon	8		4	4	2					6	4	3	2	0.5	0.2			
96	Bhanjanagar	PED	Kalinga			2	4	4					6	4	3	4	0.4				
97	Bhanjanagar	BNED	Badagada												3						
98	Bhanjanagar	PED	Kotagada		1	2							6								
99	Bhanjanagar	PED	Phiringia	4	2	4	4	2					8		3	4	0.3				1
100	Bhanjanagar	PED	Chakapada										6								
101	Bhanjanagar	PED	Raikia		2	2	5								3	4					
102	Bhanjanagar	PED	Tumudibandha			3	4	2					6	6	3	6	0.5				
103	Aska	GSED	BHISMAGIRI			1	1	2					3								
104	Aska	GSED	DEKHALI			1	3	2					3			1					
105	CITY	BED-1	MEDICAL			3							6	6	3						
106	CITY	BED-2	GOODSHED			1		1					4								
107	CITY	BED-3	KANISI										4	2	1	4				1	
108	CITY	BED-3	JAGAPUR	18				6					4		3	4					
109	Rayagada	PKED	BADAPADA										10				0.5				
110	Bhanjanagar	BNED	Bhanjanagar																0.05		
111	City	BED-1	Bhanjabihar							1		1									
112	Bhanjanagr	PED	Khajuripada							4	4	2									
113	Bhanjanagr	PED	Sankarakhol						1												
114	Bhanjanagr	PED	Tikabali							2	4	2									
115	Bhanjanagr	BNED	Tilisingi								1	4									
116	Aska	AED-II	Balipadar						4		4										
117	Jeypore	JED	BORIGUMA									2									
118	Jeypore	JED	B SINGPUR									2									
119	Jeypore	MED	BALIMELA							4											
120	Jeypore	KED	Kolab						1	2		4									
121	Jeypore	MED	KALIMELA						3		2	3									
122	Rayagada	PKED	KHARADA						1												
123	Rayagada	PKED	SOBARA				1														
124	Rayagada	PKED	CHANDRAGIRI		1																

Location Sl No. 2

LOCATION OF RELAY REPLACEMENT

Sl. No.	Circle	Division	Names of PSS	Voltage level	Feeder Name	Type of Relay	Quantity (No.)
1	BERHAMPUR	HED	HINJILI	11KV	OG-2 TOWN	OC & EF	1
2	BERHAMPUR	HED	HINJILI	11KV	OG-3 SPARE	OC & EF	1
3	BERHAMPUR	HED	HINJILI	11KV	OG-4 Badakhandi	OC & EF	1
4	BERHAMPUR	HED	HINJILI	11KV	OG-5 SARU	OC & EF	1
5	BERHAMPUR	HED	HINJILI	11KV	OG-6 SAKIRI	OC & EF	1
6	BERHAMPUR	HED	HINJILI	11KV	OG-7 MEDICAL	OC & EF	1
7	BERHAMPUR	HED	HINJILI	11KV	11KV IC-2	OC & EF	1
8	BERHAMPUR	HED	HINJILI	11KV	11KV IC-3	OC & EF	1
9	BERHAMPUR	HED	HINJILI	33KV	PTR-3	OC & EF + Differential	1
10	BERHAMPUR	HED	HINJILI	33KV	PTR-2	OC & EF + Differential	1
11	City	BED-1	Dura	11KV	F-1 dura	OC & EF	1
12	City	BED-1	Dura	11KV	F-2 LI	OC & EF	1
13	City	BED-1	Dura	11KV	F-3 Ramchandrapur	OC & EF	1
14	City	BED-1	Dura	11KV	F-4 Gounju	OC & EF	1
15	City	BED-1	Dura	11KV	IC-1	OC & EF	1
16	City	BED-1	Dura	11KV	IC-2	OC & EF	1

Location Sl No. 3

LOCATION OF AIR CONDITIONING SYSTEM AT PSS

Sl. No.	Circle	Division	PSS	Quantity (No.)
1	Rayagada	GED	Jaltar	3
2	Rayagada	GED	Dambasara	3
3	Rayagada	GED	Kailashpur	3
4	Rayagada	GED	Siriguda	3
5	Rayagada	GED	Padampur	2
6	Rayagada	GED	Gudari	2
7	ASKA	GSED	SURANGI	2
8	ASKA	GSED	SIDHESWAR	2
9	ASKA	GSED	Jarada	2
10	ASKA	GSED	Dighapandi	2
11	Bhanjanagar	BNED	Badagada	2
12	Bhanjanagar	BNED	Belagunta	2
13	Bhanjanagar	BNED	KB Pur	2
14	Bhanjanagar	BNED	Gallery	3
15	Bhanjanagar	BNED	Gayaganda	3
16	Bhanjanagar	BNED	Daha	3
17	Bhanjanagar	BNED	Kanteipalli	3
18	Bhanjanagar	BNED	Asurbandh	3
19	Bhanjanagar	BNED	Banka	3
20	Bhanjanagar	BNED	BD pur	3
21	Bhanjanagar	BOED	Rambhikata	3
22	Bhanjanagar	BOED	Ghantapada	3
23	Bhanjanagar	BOED	Bagiapada	3
24	Bhanjanagar	BOED	BOUDH	3
25	Bhanjanagar	PED	Phulbani	3
26	Bhanjanagar	PED	Balliguda	3
27	Bhanjanagar	PED	g.udayagiri	3
28	Bhanjanagar	PED	phiringia	2
29	Bhanjanagar	PED	chakapada	3
30	Bhanjanagar	PED	kotagadh	3
31	Bhanjanagar	PED	k.nuagaon	1
32	Bhanjanagar	PED	Dahapadar	3
33	Bhanjanagar	PED	Sarangada	3
34	Bhanjanagar	PED	Gutingia	3
35	Bhanjanagar	PED	Karada	3
36	Bhanjanagar	PED	Nuapadar	3
37	Bhanjanagar	PED	Gochchapada	3
38	Bhanjanagar	PED	Barakhama	3
39	Rayagada	PKED	PARALAKHEMUNDI New	3
41	Rayagada	PKED	KASINAGAR	2
43	Rayagada	PKED	KHARADA	3
44	Rayagada	PKED	GUMMA	3
45	Rayagada	PKED	UPALADA	1
46	Rayagada	PKED	GARABANDHA	1
47	Rayagada	PKED	SOBARA	3
48	Rayagada	PKED	JEERANGO(TAPING FROM RAMGIRI)	3
49	Rayagada	PKED	RAIGADA	1
50	Rayagada	PKED	CHHELIGADA	1
51	Rayagada	PKED	R.UDAYGIRI	3
52	Rayagada	PKED	NUAGADA	3
55	Rayagada	PKED	CHANDRAGIRI	3
56	Rayagada	PKED	ADABA	3
57	Rayagada	PKED	RAMGIRI	3
58	Rayagada	PKED	LUHAGUDI	3

Location Sl No. 3

LOCATION OF AIR CONDITIONING SYSTEM AT PSS

Sl. No.	Circle	Division	PSS	Quantity (No.)
59	Rayagada	PKED	PANIGANDA	3
60	Rayagada	PKED	BRAHMANIGAM	1
61	JEYPORE	JED	Randapali	3
62	JEYPORE	JED	Boriguma	3
63	JEYPORE	JED	Kotpad	3
64	JEYPORE	MED	Chitrakonda	3
65	JEYPORE	MED	K.Guma	3
66	JEYPORE	MED	Khairaput	3
67	JEYPORE	MED	Mathili	3
68	JEYPORE	MED	Pandripani	3
69	JEYPORE	MED	MV-79	3
70	JEYPORE	MED	Korkunda	3
71	JEYPORE	KED	Laxmipur	3
72	JEYPORE	KED	Kolab	3
73	JEYPORE	KED	OMP	3
74	JEYPORE	NED	Raighar	3
75	JEYPORE	NED	Nabarangapur	3
76	JEYPORE	NED	Umerkote	3
77	JEYPORE	NED	Chandahandi	3
78	Rayagada	RED	Raniguda	3
79	Rayagada	RED	Amlabhata	3
80	Rayagada	RED	Pipalguda	3
81	Rayagada	RED	Jhimidipeta	3
82	Rayagada	RED	Pitamahal	3
83	Rayagada	RED	Keutaguda	3
84	Rayagada	RED	K. Singhpur (Lokaguda)	3
85	Rayagada	RED	Hata Dahikhal	3
86	Rayagada	RED	Ambadola	3
87	Rayagada	RED	Chandrapur	3
88	Rayagada	RED	MITS Food Park	2
89	Rayagada	RED	THERUVALI	2
90	Rayagada	RED	AUTONAGAR	3
91	Rayagada	RED	MUNIGUDA	3
92	BERHAMPUR	GNED	RAMACHANDRAPUR	3
93	BERHAMPUR	GNED	BAULAGAON	3
94	BERHAMPUR	GNED	GANJAM	3
95	BERHAMPUR	GNED	KHANDADEULI	3
96	BERHAMPUR	GNED	RAMBHA	3
97	BERHAMPUR	GNED	SAKIRI	3
98	BERHAMPUR	GNED	MALUD	3
99	BERHAMPUR	GNED	TITIPA	3
100	BERHAMPUR	GNED	KHALLIKOTE	3
101	BERHAMPUR	GNED	KESHPUR	3
102	BERHAMPUR	GNED	ODIALAPUR	3
103	BERHAMPUR	PSED	TARATARINI	3
104	BERHAMPUR	PSED	BALIA PRATAPUR	3
105	BERHAMPUR	PSED	BEGUNIAPADA	1
106	BERHAMPUR	PSED	SUMANDALA	3
107	BERHAMPUR	PSED	POLASARA	3
108	BERHAMPUR	PSED	CHIRIKIPADA	3
109	BERHAMPUR	PSED	HATIOTA	3
110	BERHAMPUR	HED	HINJILI	1
111	BERHAMPUR	HED	GANDALA	3
112	BERHAMPUR	HED	S AMBAGAON	3

Location Sl No. 3

LOCATION OF AIR CONDITIONING SYSTEM AT PSS

Sl. No.	Circle	Division	PSS	Quantity (No.)
113	BERHAMPUR	HED	PODINGI	3
114	BERHAMPUR	HED	MARUDI JAGANNATHPUR	1
115	BERHAMPUR	HED	PALASHPUR	3
116	BERHAMPUR	HED	ADAPADA	3
117	BERHAMPUR	HED	SHERAGADA	3
118	BERHAMPUR	HED	K KARADAKANA	3
119	BERHAMPUR	PSED	KODALA	1
120	Aska	GSED	SIDHESWAR	3
121	Aska	GSED	DIGAPAHANDI	3
122	Aska	GSED	BHISMAGIRI	3
123	Aska	GSED	PUDAMARI	1
124	Aska	GSED	DEKHALI	3
125	Aska	GSED	CHIKITI	3
126	Aska	GSED	PATRAPUR	1
127	Aska	GSED	PITATALI	3
128	Aska	GSED	JARADA	3
129	Aska	GSED	SURANGI	3
130	Aska	GSED	NUAPADA	3
131	Aska	AED-1	ASKA	3
132	Aska	AED-1	BALISIRA	1
133	Aska	AED-1	DHARAKOTE	3
134	Aska	AED-1	NUAGAM	3
135	Aska	AED-1	JAHADA	3
136	Aska	AED-1	KHARIGUMA	3
137	Aska	AED-2	PAIKAJAMUNA	3
138	Aska	AED-2	KS NAGAR	3
140	Aska	AED-2	BUGUDA	3
141	Aska	AED-2	BALIPADAR	3
142	CITY	BED-1	MEDICAL	3
143	CITY	BED-1	ANKULI	2
144	CITY	BED-1	NEW MEDICAL	2
145	CITY	BED-2	COROPORATION RD	2
146	CITY	BED-1	AMABPUA	3
147	CITY	BED-3	NIMAKHANDI	3
148	CITY	BED-3	MANTRIDI	2
149	CITY	BED-3	KANISI	2
150	CITY	BED-1	BHANJABIHAR	3
151	CITY	BED-1	NARENDRAPUR	3

Location Sl No. 4

LOCATION OF DE-HUMIDIFIER FOR SWITCHGEAR PANELS

Sl. No.	Circle	Division	PSS	Quantity (Nos.)
1	Aska	GSED	SURANGI	7
2	Aska	GSED	JARADA	4
3	Aska	GSED	SIDHESWAR	4
4	Aska	GSED	NUAPADA	5
5	Aska	GSED	PITATALI	5
6	Aska	AED-II	Paikajamuna	6
7	Aska	AED-I	Khariguma	6
8	RAYAGADA	PKED	Kharada	6
9	RAYAGADA	PKED	Sobara	10
10	RAYAGADA	PKED	Jeeranga	6
11	RAYAGADA	PKED	R. Udayagiri	10
12	RAYAGADA	PKED	Ramagiri	6
13	RAYAGADA	PKED	Nuagada	10
14	RAYAGADA	PKED	Luhagudi	6
15	RAYAGADA	PKED	Chandragiri	7
16	RAYAGADA	PKED	Adava	6
17	RAYAGADA	PKED	Panigonda	6
18	RAYAGADA	GED	Jaltar	10
19	RAYAGADA	GED	Dambasara	10
20	RAYAGADA	GED	Kailashpur	10
21	RAYAGADA	GED	Siriguda	6
22	JEYPORE	KED	Kumbhariput	7
23	JEYPORE	KED	Podagada(KED)	6
24	JEYPORE	KED	Kunduli	8
25	JEYPORE	KED	Padua x	6
26	JEYPORE	MED	Govindapali	7
27	JEYPORE	MED	Padmagiri	8
28	JEYPORE	MED	MV-27	7
29	JEYPORE	MED	Podia	6
30	JEYPORE	MED	Bodili	8
31	JEYPORE	JED	Dasamantapur	7
32	JEYPORE	JED	Ramagiri	6
33	JEYPORE	JED	Digapur	8
34	JEYPORE	JED	Marthamput	8
35	JEYPORE	JED	Balia	6
36	JEYPORE	JED	Kaliagaon	8
37	JEYPORE	JED	Jamunda	7
38	JEYPORE	JED	SB Nuagaon	7
39	JEYPORE	JED	Bagderi	7
40	JEYPORE	JED	Kebidi	6
41	JEYPORE	JED	Kamta	8
42	JEYPORE	JED	Chalanguda	7
43	JEYPORE	NED	Kodinga	6
44	JEYPORE	NED	Babajiguda	8
45	JEYPORE	NED	Medena	6

Location Sl No. 4

LOCATION OF DE-HUMIDIFIER FOR SWITCHGEAR PANELS

Sl. No.	Circle	Division	PSS	Quantity (Nos.)
46	JEYPORE	NED	Adhikariguda	7
47	JEYPORE	NED	Murtuma (Beheda)	7
48	JEYPORE	NED	Anchalaguma	8
49	JEYPORE	NED	Chutiaguda	9
50	JEYPORE	NED	Sanamasigaon	8
51	Rayagada	RED	Raniguda	10
52	Rayagada	RED	Amlabhata	11
53	Rayagada	RED	Pipalguda	11
54	Rayagada	RED	Jhimidipeta	11
55	Rayagada	RED	Pitamahal	13
56	Rayagada	RED	Keutaguda	11
57	Rayagada	RED	K. Singhpur (Lokaguda)	12
58	Rayagada	RED	Hata Dahikhal	13
59	Rayagada	RED	Ambadola	12
60	Rayagada	RED	Chandrapur	11
61	Rayagada	RED	MITS Food Park	5
62	Rayagada	RED	THERUVALI	9
63	Rayagada	RED	AUTONAGAR	15
64	Rayagada	RED	MUNIGUDA	12
65	Bhanjanagar	BOED	Ghantapada	5
66	Bhanjanagar	BOED	Baghiapada	5
67	Bhanjanagar	PED	Nuapadar	8
68	Bhanjanagar	BNED	BD Pur	12
69	Bhanjanagar	BNED	Gallery	8
70	Bhanjanagar	BNED	Gayaganda	9
71	Bhanjanagar	BNED	Daha	2
72	Berhampur	HED	PODINGI	4
73	Berhampur	PSED	HATIOTA	7
74	Berhampur	GNED	KHANDADEULI	6
75	Berhampur	GNED	TATA SEZ	7
76	CITY	BED-1	GOPALPUR	2
77	CITY	BED-3	NIMAKHANDI	2

Location Sl No. 5

LOCATION OF VCB DEPLOYMENT AT PSS

Sl. No.	CIRCLE	DIVISION	PSS	TYPE	Quantity (Nos.)
1	BERHAMPUR	GNED	CHATRAPUR	11 KV	1
2	BERHAMPUR	GNED	MALUD	11 KV	1
3	BERHAMPUR	GNED	TITIPA	11 KV	1
4	BERHAMPUR	HED	ADAPADA	33 KV	1
5	BERHAMPUR	HED	ADAPADA	11 KV	4
6	BERHAMPUR	HED	SHERAGADA	33 KV	1
7	BERHAMPUR	HED	SHERAGADA	11 KV	1
8	BERHAMPUR	PSED	BEGUNIAPADA	33 KV	1
9	BERHAMPUR	PSED	BEGUNIAPADA	11 KV	3
10	BERHAMPUR	PSED	KODALA	33 KV	1
11	BERHAMPUR	PSED	POLASARA	11 KV	4
12	BERHAMPUR	PSED	TARATARINI	33 KV	1
13	BERHAMPUR	PSED	TARATARINI	11 KV	8
14	BERHAMPUR	HED	HINJILI	33 KV	2
15	BERHAMPUR	HED	GANDALA	33 KV	1
16	BERHAMPUR	HED	GANDALA	11 KV	1
17	Bhanjanagar	BNED	Badagada	11 KV	1
18	Bhanjanagar	BNED	Lalsingi	11 KV	2
19	Bhanjanagar	PED	Baliguda	11 KV	5
20	Bhanjanagar	PED	Khajuripada	11KV	2
21	Bhanjanagar	PED	Phiringia	33 KV	1
22	Bhanjanagar	BOED	Kantamal	11KV	1
23	Bhanjanagar	BOED	Charichhak	11KV	2
24	Bhanjanagar	BOED	Baunsuni	11KV	2
25	Bhanjanagar	BOED	Manmunda	11KV	2
26	CITY	BED-1	NARENDRAPUR	11KV	2
27	CITY	BED-1	BHANJABIHAR	11KV	1
28	CITY	BED-3	CORPORATION RD	33 KV	1
29	RAYAGADA	PKED	KASHINAGAR	33 KV	1
30	RAYAGADA	PKED	KASHINAGAR	11 KV	1
31	RAYAGADA	PKED	PKED OLD PSS	33 KV	1
32	RAYAGADA	PKED	PKED OLD PSS	11 KV	1
33	Rayagada	PKED	RAIGADA	11 KV	1
34	RAYAGADA	RED	Bissamkatak	11 KV	1
35	RAYAGADA	RED	Nuapada	33 KV	1
36	RAYAGADA	RED	Sorisapadar	11 KV	1
37	ASKA	GSED	PUDAMARI	11 KV	3
38	ASKA	GSED	PATRAPUR	11 KV	1
39	JEYPORE	KED	OMP	33 KV VCB with CT, PT (New Bay)	1
40	JEYPORE	KED	SUNABEDA	33 KV VCB with CT, PT (New Bay)	1
41	Bhanjanagar	PED	Phiringia	33 KV VCB with CT, PT (New Bay)	1
42	JEYPORE	KED	SUNABEDA	11KV	1
43	Bhanjanagar	BOED	Baunsuni	11KV	2
44	Bhanjanagar	BOED	Manmunda	11KV	2
45	JEYPORE	KED	ANLABADI PSS	11KV	2
46	JEYPORE	KED	DASAMANTPUR PSS	11KV	1
47	JEYPORE	KED	NANDAPUR	11KV	1
48	JEYPORE	KED	KORAPUT OLD	11KV	2
49	JEYPORE	KED	KORAPUT OLD	33KV	2
50	JEYPORE	KED	LAXMIPUR	33KV	1
51	JEYPORE	KED	KAKIRIGUMMA	11KV	1
52	ASKA	AED-2	Budhamba	11 KV	1
53	ASKA	AED-2	Balipadar	11 KV VCB with CT, PT (New Bay)	1

Location Sl No. 6

LOCATION OF STATION TRANSFORMER AT PSS

Sl. No.	Circle	Division	PSS Name	Quantity (NO.)	Rating in KVA
1	Rayagada	GED	Ukkumba	1	100
2	Rayagada	GED	Minajhola	1	100
3	Aska	GSED	Digapahandi	1	100
4	Aska	GSED	Bhismagiri	1	100
5	Aska	AED-2	Balipadar	1	100
6	Rayagada	RED	SIKARPAI	1	100
7	Rayagada	RED	KASHIPUR	1	100
8	Rayagada	RED	SORISAPADAR	1	100
9	Rayagada	RED	HATA MUNIGUDA	1	100
10	Aska	AED-1	Dharakote	1	100
11	Aska	AED-2	KS Nagar	1	100
12	Berhampur Circle	PSED	PANDIA	1	100
13	Berhampur Circle	PSED	TARATARINI	1	100
14	CITY	BED-1	Goodshed	1	100
15	JEYPORE	KED	Kunduli	1	100
16	JEYPORE	NED	Chutiaguda	1	100
17	JEYPORE	KED	OMP	1	100

Location Sl No. 7

LOCATION OF STABILIZER AT PSS

Sl. No.	Circle	Division	PSS	Quantity (No.)	Technical Details (Mention kVA rating along with voltage range)
1	Rayagada	RED	Ambadola	1	5kVA(210-460V AC)
2	Rayagada	RED	Therubali	1	5kVA(210-460V AC)
3	Rayagada	RED	K.singhpur	1	5kVA(210-460V AC)
4	Rayagada	RED	Jhimidipeta	1	5kVA(210-460V AC)
5	Rayagada	RED	Muniguda	1	5kVA(210-460V AC)
6	Rayagada	RED	K.dhamni	1	5kVA(210-460V AC)
7	Rayagada	RED	Sikharpai	1	5kVA(210-460V AC)
8	Rayagada	GED	Minajhola	1	5kVA(210-460V AC)
9	Rayagada	GED	Ukkumba	1	5kVA(210-460V AC)
10	Bhanjanagar	PED	Sankharakhol	1	15 KVA(150V-460V AC)
11	Bhanjanagar	PED	G udaygiri	1	15 KVA(150V-460V AC)
12	Bhanjanagar	PED	Kotagada	1	15 KVA(150V-460V AC)
13	Berhampur	PSED	KODALA	1	15 KVA(150V-460V AC)
14	Berhampur	PSED	POLASARA	1	15 KVA(150V-460V AC)
15	Berhampur	GNED	TITIPA	1	15 KVA(150V-460V AC)

Location Sl No. 8

LOCATION OF GRID EARTHING ENHANCEMENT OF PSS

Sl. No.	Circle Name	DIVISION	PSS NAME	Type of Erathing Proposed
1	JEYPORE	NABARANGAPUR	DABUGAON	Mesh Earthing with Borewell
2	JEYPORE	NABARANGAPUR	KHATIGUDA	Mesh Earthing with Borewell
3	JEYPORE	NABARANGAPUR	TANDAGUDA	Mesh Earthing with Borewell
4	JEYPORE	NABARANGAPUR	PAPDAHANDI	Mesh Earthing with Borewell
5	JEYPORE	NABARANGAPUR	JHARIGAON	Mesh Earthing with Borewell
6	CITY	BERHAMPUR-1	ANKULI	Mesh Earthing without Borewell
7	JEYPORE	NABARANGAPUR	NABARANGPUR	Mesh Earthing with Borewell
8	JEYPORE	NABARANGAPUR	UMERKOTE	Mesh Earthing with Borewell
9	JEYPORE	NABARANGAPUR	MEDENA	Mesh Earthing with Borewell
10	BERHAMPUR	GANJAM NORTH	CHATRAPUR	Mesh Earthing without Borewell
11	BHANJANAGAR	BHANJANAGAR	KB_PUR	Mesh Earthing without Borewell
12	RAYAGADA	RAYAGADA	HATAMUNIGUDA	Mesh Earthing with Borewell
13	RAYAGADA	GUNUPUR	PADAMPUR	Mesh Earthing without Borewell
14	ASKA	ASKA-2	BUGUDA	Mesh Earthing without Borewell
15	BHANJANAGAR	BHANJANAGAR	BHANJANAGAR	Mesh Earthing without Borewell
16	BHANJANAGAR	PHULBANI	RAIKIA	Mesh Earthing with Borewell
17	BHANJANAGAR	PHULBANI	KHAJURIPADA	Mesh Earthing with Borewell
18	BERHAMPUR	GANJAM NORTH	KHALLIKOTE	Mesh Earthing without Borewell
19	JEYPORE	JEYPORE	KOTPAD	Mesh Earthing with Borewell
20	CITY	BERHAMPUR-1	NARENDRAPUR	Mesh Earthing without Borewell
21	BHANJANAGAR	PHULBANI	K_NUAGAON	Mesh Earthing with Borewell
22	BHANJANAGAR	PHULBANI	PHIRINGIA	Mesh Earthing with Borewell
23	BHANJANAGAR	PHULBANI	G_UDAYAGIRI	Mesh Earthing with Borewell
24	BHANJANAGAR	PHULBANI	PHULBANI	Mesh Earthing with Borewell
25	BHANJANAGAR	PHULBANI	KOTAGADA	Mesh Earthing with Borewell
26	ASKA	ASKA-2	BALIPADAR	Mesh Earthing without Borewell
27	CITY	BERHAMPUR-2	AMBAGADA	Mesh Earthing without Borewell
28	JEYPORE	JEYPORE	KUNDRA	Mesh Earthing with Borewell
29	BERHAMPUR	PURUSOTTAMPUR	TARATARINI	Mesh Earthing without Borewell
30	ASKA	ASKA-1	ASKA	Mesh Earthing without Borewell
31	JEYPORE	JEYPORE	BORIGUMMA	Mesh Earthing with Borewell
32	ASKA	ASKA-2	KS_NAGAR	Mesh Earthing without Borewell
33	JEYPORE	JEYPORE	KUSUMI	Mesh Earthing with Borewell
34	RAYAGADA	PARLAKHEMUNDI	KASINAGAR	Mesh Earthing without Borewell
35	BHANJANAGAR	BHANJANAGAR	BELLAGUNTHA	Mesh Earthing without Borewell
36	BERHAMPUR	HINJILICUT	HINJILI	Mesh Earthing without Borewell
37	JEYPORE	JEYPORE	OLDCONTROLROOM	Mesh Earthing with Borewell
38	JEYPORE	JEYPORE	NEWBUSSTAND	Mesh Earthing with Borewell
39	RAYAGADA	GUNUPUR	BIKRAMPUR	Mesh Earthing without Borewell
40	RAYAGADA	GUNUPUR	GUDARI	Mesh Earthing without Borewell
41	RAYAGADA	RAYAGADA	BISSAMCUTTACK	Mesh Earthing with Borewell
42	RAYAGADA	RAYAGADA	SERIGUDA	Mesh Earthing with Borewell
43	RAYAGADA	RAYAGADA	AUTONAGAR	Mesh Earthing with Borewell
44	RAYAGADA	RAYAGADA	THERUBALI	Mesh Earthing with Borewell
45	JEYPORE	KORAPUT	SUNABEDA	Mesh Earthing with Borewell
46	JEYPORE	KORAPUT	BILEIGUDA/SIMLIGUDA	Mesh Earthing with Borewell
47	JEYPORE	KORAPUT	POTTANGI	Mesh Earthing with Borewell
48	JEYPORE	KORAPUT	NANDAPUR	Mesh Earthing with Borewell
49	JEYPORE	KORAPUT	KAKRIGUMMA	Mesh Earthing with Borewell
50	JEYPORE	MALKANAGIRI	K.GUMMA	Mesh Earthing with Borewell

Location Sl No. 9

LOCATION OF BATTERY CAPACITY ENHANCEMENT AT PSS

Sl. No.	Circle	Division	PSS NAME	DC VOLTAGE (in V)	Requirement 150 AH (Quantity NO.)	Requirement 200 AH (QUANTITY NO.)
1	City	BED-1	Old Medical	24		2
2	City	BED-1		24		2
3	City	BED-1	Ambapua	24	2	
4	City	BED-1	Bidyutpuri Colony	48	2	
5	City	BED-1	Gopalpur	48	2	
6	City	BED-1	Dura	48	2	
7	City	BED-1	Bhanjabihar	24		2
8	City	BED-1		24		2
9	City	BED-1	Narendrapur	24	2	
10	City	BED-2	Ambagada	24	2	
11	City	BED-2	Lochapada	24	2	
12	City	BED-2	NK Nagar	24		2
13	City	BED-3	Kanisi	24	2	
14	City	BED-3	Mantridi	48	2	
15	Rayagada	PKED	GUMMA	24	2	
16	Rayagada	PKED	PKED NEW	24	2	
17	Rayagada	PKED	CHELIGADA	24	2	
18	Rayagada	PKED	CHANDRAGIRI	48	2	
19	Rayagada	PKED	MOHANA	24	2	
20	Rayagada	PKED	ADAVA	48	2	
21	Rayagada	PKED	BRAHMUNIGAON	24	2	
22	Rayagada	GED	GUNUPUR	24	2	
23	Rayagada	GED	PADAMPUR	24	2	
24	Rayagada	RED	AMLABHATA	48	2	
25	Rayagada	RED	SERIGUDA	24	2	
26	Rayagada	RED	BISSAM CUTTAK	24	2	
27	Rayagada	RED	AUTONAGAR	24	2	
28	Rayagada	RED	SIKHARPAI	24	2	
29	Rayagada	RED	KEUTAUGUDA	48	2	
30	Rayagada	RED	HATA-DAHIKAL	48	2	
31	Rayagada	RED	PITAMAHAL	48	2	
32	Rayagada	RED	CHANDRAPUR	48	2	
33	Rayagada	RED	KUMAR DHAMUNI	24	2	
34	Rayagada	RED	MUNIGUDA	24	2	
35	Berhampur	PSED	TARATARINI	24		2
36	Berhampur	PSED	POLASARA	24	2	
37	Berhampur	PSED	BALIA PRATAPPUR PSS	48	2	
38	Berhampur	PSED	SUMANDALA PSS	48	2	
39	Berhampur	PSED	HATIOTA PSS	48	2	
40	Berhampur	PSED	CHIRIKIPADA PSS	48	2	
41	Berhampur	HED	HINJILI PSS	24		2
42	Berhampur	HED	GANDALA PSS	24	2	
43	Berhampur	HED	SHERAGADA PSS	24	2	
44	Berhampur	HED	ADAPADA PSS	24	2	
45	Berhampur	HED	PODINGI PSS	48	2	
46	Berhampur	HED	PALASHPUR PSS	48	2	
47	Berhampur	HED	MARUDI JAGANNATHPUR PSS	48	2	
48	Berhampur	HED	K. KARADAKANA PSS	48	2	
49	Berhampur	HED	SASANA AMBAGAON PSS	48	2	
50	Berhampur	GNED	CHATRAPUR	24	2	
51	Berhampur	GNED	RAMACHANDRAPUR	24	2	
52	Berhampur	GNED	BAULGAON	48	2	
53	Berhampur	GNED	RAMBHA	24	2	
54	Berhampur	GNED	SAKIRI	48	2	
55	Berhampur	GNED	TITIPA	24	2	
56	Berhampur	GNED	MALUD	24	2	
57	Berhampur	GNED	GANJAM	24	2	
58	Berhampur	GNED	HUMMA	24	2	
59	Berhampur	GNED	KHANDADEULI	48	2	
60	Berhampur	GNED	KANHEIPUR	24	2	
61	Berhampur	GNED	ODIALPUR	48	2	

Location Sl No. 9

LOCATION OF BATTERY CAPACITY ENHANCEMENT AT PSS

Sl. No.	Circle	Division	PSS NAME	DC VOLTAGE (in V)	Requirement 150 AH (Quantity NO.)	Requirement 200 AH (QUANTITY NO.)
62	Jeypore	JED	B.SINGPUR	24	2	
63	Jeypore	JED	BAIPARIGUDA	24	2	
64	Jeypore	JED	BALIA(JEYPORE)	48	2	
65	Jeypore	JED	BORIGUMMA	24		2
66	Jeypore	JED	CHALLANGUDA	48	2	
67	Jeypore	JED	DANGAGUDA	24		2
68	Jeypore	JED	DASMANTPUR	48	2	
69	Jeypore	JED	DIGAPUR	48	2	
70	Jeypore	JED	JAMUNDA	48	2	
71	Jeypore	JED	KALIAGAON	48	2	
72	Jeypore	JED	KAMTA(GUMUDA)	48	2	
73	Jeypore	JED	KEBIDI	48	2	
74	Jeypore	JED	KUNDRA	24	2	
75	Jeypore	JED	LAMTAPUT	24	2	
76	Jeypore	JED	MARTHAMPUT	48	2	
77	Jeypore	JED	NEW BUS STAND	24		2
78	Jeypore	JED	OLD CONTROL ROOM	24		2
79	Jeypore	JED	RAMAGIRI	48	2	
80	Jeypore	JED	RANDAPALLI	24		2
81	Jeypore	JED	S.B NUAGAON	48	2	
82	Jeypore	NED	Adhikariguda	48	2	
83	Jeypore	NED	Anchalguma	48	2	
84	Jeypore	NED	Babajiguda	48	2	
85	Jeypore	NED	Beheda	48	2	
86	Jeypore	NED	Chandahandi	24	2	
87	Jeypore	NED	Chutiaguda	48	2	
88	Jeypore	NED	Dabugaon	24	2	
89	Jeypore	NED	Nandahandi	24	2	
90	Jeypore	NED	Jharigam	24	2	
91	Jeypore	NED	Kodinga	48	2	
92	Jeypore	NED	Medena	48	2	
93	Jeypore	NED	Nabarangpur	24	2	
94	Jeypore	NED	Raigarh	24		2
95	Jeypore	NED	Sanamasigaon	48	2	
96	Jeypore	NED	Umerkote	24	2	
97	Jeypore	KED	Koraput Old	24	2	
98	Jeypore	KED	Sunabeda	24	2	
99	Jeypore	KED	Narayanpatna	24	2	
100	Jeypore	KED	Podagada	48	2	
101	Jeypore	KED	Padua	48	2	
102	Jeypore	KED	Laxmipur	24	2	
103	Jeypore	KED	Anlabadi	24	2	
104	Jeypore	KED	Kolab	24	2	
105	Jeypore	KED	Kumbhariput	48	2	
106	Jeypore	MED	Malkangiri	24		2
107	Jeypore	MED	Padamgiri	48	2	
108	Jeypore	MED	Badili	48	2	
109	Jeypore	MED	MV-79	24	2	
110	Jeypore	MED	Podia	48	2	
111	Jeypore	MED	Govindapalli	48	2	
112	Jeypore	MED	Balimela	24	2	
113	Jeypore	MED	Korkunda	24	2	
114	Jeypore	MED	MV-27	48	2	
115	Jeypore	MED	BADAPADA	48	2	
116	Aska	GSED	Dighapandi	24	2	
117	Aska	GSED	Sidheswar	48	2	
118	Aska	GSED	Dekhali	24	2	
119	Aska	GSED	Patrapur	24	2	
120	Aska	GSED	Jarada	48	2	
121	Aska	GSED	Nuapada	48	2	
122	Aska	GSED	Surangi	48	2	

Location Sl No. 9

LOCATION OF BATTERY CAPACITY ENHANCEMENT AT PSS

Sl. No.	Circle	Division	PSS NAME	DC VOLTAGE (in V)	Requirement 150 AH (Quantity NO.)	Requirement 200 AH (QUANTITY NO.)
123	Aska	GSED	Pitatali	48	2	
124	Aska	AED-1	ASKA	24	2	
125	Aska	AED-1	DHARAKOTE	24	2	
126	Aska	AED-1	KHARIGUMA	48	4	
127	Aska	AED-1	JAHADA	48	4	
128	Aska	AED-1	BALISIRA	24	2	
129	Aska	AED-1	NUAGAM	24	2	
130	Aska	AED-2	KS NAGAR	24	2	
131	Aska	AED-2	BUDHAMBA	24	2	
132	Aska	AED-2	PAIKAJAMUNA	48	4	
133	Aska	AED-2	BUGUDA	24	2	
134	Aska	AED-2	BALIPADAR	24	2	
135	Bhanjanagar	PED	Phulbani	24	2	
136	Bhanjanagar	PED	Dahapadar	48	2	
137	Bhanjanagar	PED	Phiringia	24	2	
138	Bhanjanagar	PED	Baliguda	24	2	
139	Bhanjanagar	PED	G. Udayagiri	24	2	
140	Bhanjanagar	PED	Raikia	24	2	
141	Bhanjanagar	BNED	Lalsingi PSS	24	2	
142	Bhanjanagar	BNED	BD Pur PSS	48	2	
143	Bhanjanagar	BNED	Banka PSS	48	2	
144	Bhanjanagar	BNED	Daha PSS	48	2	
145	Bhanjanagar	BNED	Gayaganda PSS	48	2	
146	Bhanjanagar	BNED	Gallery PSS	48	2	
147	Bhanjanagar	BNED	Kanteipalli PSS	48	2	
148	Bhanjanagar	BNED	Asurabandha PSS	48	2	
149	Bhanjanagar	BNED	Badagada PSS	24	2	
150	Bhanjanagar	BNED	Bhejiput PSS	24	2	
151	Bhanjanagar	BOED	Rambhikata	48	2	
152	Bhanjanagar	BOED	Boudh	24	2	
153	Bhanjanagar	BOED	Ghantapada	48	2	

ANNEXURE-8

(Load Flow Study and Cost Benefit Analysis of 33kV/11kV Line and PTR/DTR)

TPSODL

TP SOUTHERN ODISHA
DISTRIBUTION LIMITED
(A Joint Venture of Tata Power and Government of Odisha)

Network Analysis
&
Load Flow Study Report

Tata Power Southern Odisha Distribution Ltd.

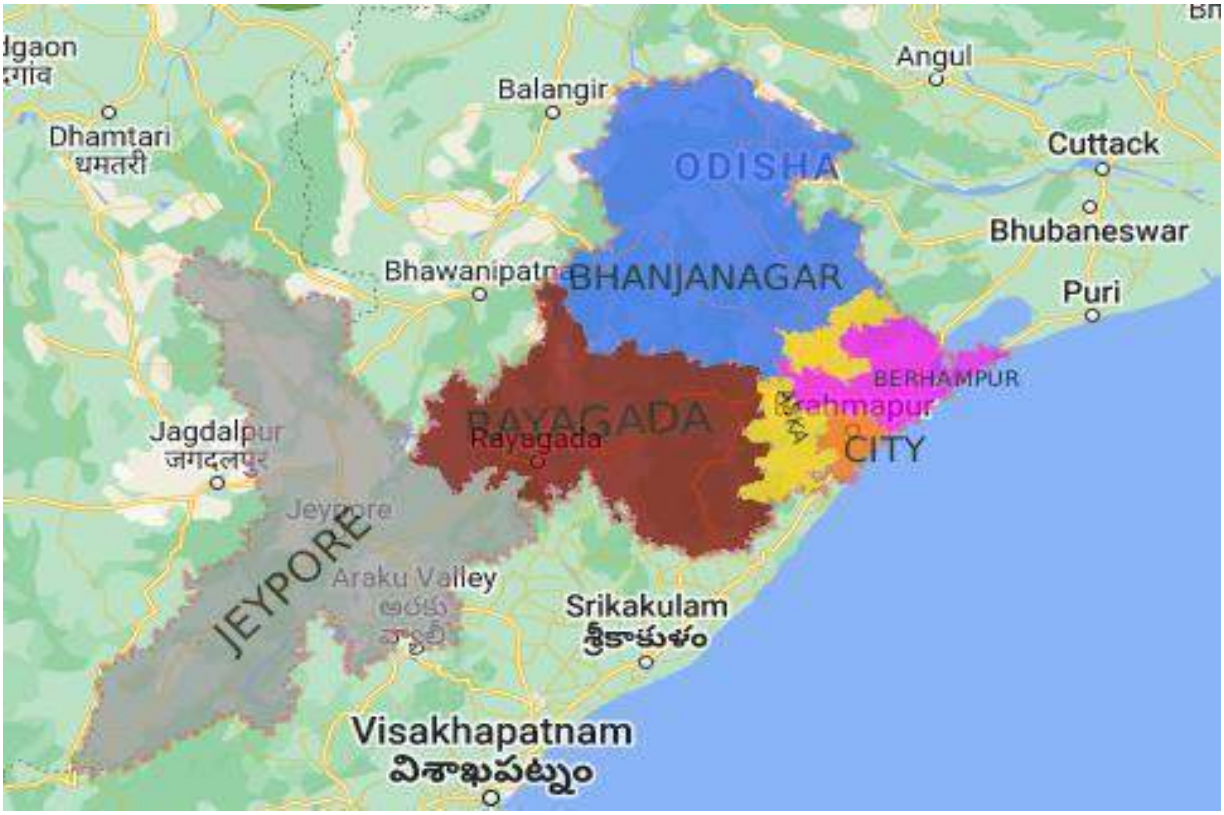

Table of Contents:

1. **OBJECTIVE OF STUDY:** 3
1.1. *Pre-requisites:* 4
1.2. *Approach:* 4
2. **Network Data Collection:** 4
3. **Network Modelling:** 4
3.1. *The "Base-Case" Analysis & Analysis after applying load growth:* 5
3.2. *Technical loss Assessment: -* 6
3.3. *Representation of 11KV SLD modelled in CYME* 6
3.4. *33kV &11kV Feeder Overloading Details* 7
4. **Annexures Network Study Report:** 9
4.1. *33kV Load flow study report-New Lines* 9
4.2. *33kV Load flow study report-Upgradation* 10
4.3. *11kV Load flow study report-New Line* 15
4.4. *11kV Load flow study report-Upgradation* 22
5. **Technical Loss Calculation & Cost Benefit Analysis 33kV Line** 26
5.1. *Technical Loss Calculation 33kV Line Upgradation:* 26
5.2. *Cost Benefit Analysis- 33kV Line Upgradation:* 30
5.3. *Technical Loss Calculation 33kV New Line* 46
5.4. *Cost Benefit Analysis- 33kV New Line:* 48
6. **Cost Benefit Analysis Power Transformer** 53
7. **Technical Loss Calculation & Cost Benefit Analysis -11kV Line** 54
7.1. *Technical Loss Calculation 11kV New Line:* 54
7.2. *Cost Benefit Analysis-11kV New Line* 60
7.3. *Technical Loss Calculation 11kV Line Upgradation:* 89
7.4. *Cost Benefit Analysis-11kV Line Upgradation* 92
8. **Cost Benefit Analysis of Distribution Transformer** 112
8.1. *Augmentation of Distribution Transformer* 112
8.2. *Addition of Distribution Transformer* 121
8.3. *Addition/ Augmentation of Distribution transformer for voltage profile improvement* 122
9. **LT Bare to AB Cable-Cost Benefit Analysis** 129

1. OBJECTIVE OF STUDY:

Load flow (LF) is one of the most important elements to study and analyze power system operation for network planning. The purpose is to understand how power flows around the electrical network. Carrying out a load flow study assists the engineer in designing & operation team whether the network is operating efficiently or not. It analyses whether sufficient power is being supplied by the Transmission grid, equipment is correctly sized to cater the load, reactive power compensation is correctly placed and transformer taps are optimized or not.

The main objective of this study is to evaluate the 33&11kV network in TPSODL licensed area to check technical loss assessment and Quality of Power supply. Activities carried out to achieve this objective are:

- Create detailed electrical network of 33kV &11 KV with all relevant technical details.
- Identify the abnormal conditions in the network as per present loading conditions.
- Calculation of accurate technical losses with different loading condition on 33kV & 11kV Network using CYMDIST analysis tool.
- Calculations of Segregated technical losses (Transformers, Lines and Cables etc.)
- Evaluating the 33kV &11 KV Network's adequacy to meet load demand as per load estimated for a particular year.
- Identification of abnormal conditions (Under Voltage, Over Voltage & Over loading of equipment) in 33kV & 11 KV network as per loading of year 2026 & future.
- Use load growth factors for 33kV &11 KV network and perform Load growth studies for next 5 years.
- Assessment of technical losses in the present system & load conditions after load growth in the next 5 years.
- Identify network reinforcement for catering 5-year load demand.
- Evaluating the power supply quality
- Ensuring adequacy of the Network to serve the objectives of schemes like '24x7 Power for all' which mandates uninterrupted power supply to consumers.

Power flows are an important part of power system operation and planning. The outcomes of Network load flow study are given below

A) Technical loss Assessment
B) Feeder loading
C) Voltage Profile Assessment

1.1. Pre-requisites:

A power distribution system built on any electrical network develops gradually in response to the growth in demand for the electrical energy in the area it serves. The load growth is witnessednot only in terms of increment in its value at a given point, but also geographically over the years. The unpredictable nature of load growth impacts the operation and performance of the distribution network. In order to improve the performance of the network one needs to analyzethe existing distribution network and optimize it, such that it can cater the future load with highreliability and reduction in technical losses. Following details captured from the field to start the network study:

1. Electrical Network data / SLDs for 33kV &11 KV Lines, Power Transformer and Distribution transformers
2. Connected load details at each Transformer level.
3. Peak loading of all Lines

1.2. Approach:

In this part of Study, following activities are completed:

2. Network Data Collection:

Existing network data for all 33kV &11 KV feeders is used from Single line diagrams which were collected from TPSODL divisional offices along with Geographical Information System(GIS). The same Network Model/Integrated with GIS and updated in CYMDIST(Load flow Software) with necessary details regarding the 33kV &11 KV network equipment like:

a. Conductors, line length for the purpose of preparing single line diagram giving the details about Primary substation, Distribution transformers, cables and conductor length etc.

b. Technical details of 33kV &11 KV Overhead and Underground network, etc.

c. Peak Load details.

3. Network Modelling:

The collected network data is used to prepare the power distribution network model of 33kV &11 KV network in a Network analysis software (CYMDIST) also using GIS data. This network model involves 33kV &11 KV feeder, transformer & loads etc. These models are used to simulate the network to find out the technical losses, voltage regulation in the system. The network details (Conductor type, length, switches etc.) were fed to network model in

CYMDIST using soft copies of SLDs collected from divisional offices along With GIS Data.

3.1. The "Base-Case" Analysis & Analysis after applying load growth:

Load flow analysis is carried out through CYMDIST software. Feeder loading Summary that contains the Loading of grids (feeder wise) and the technical losses are evaluated and reported by above Load flow software. Abnormal conditions such as overloading of cables, conductors and transformers are also reported.

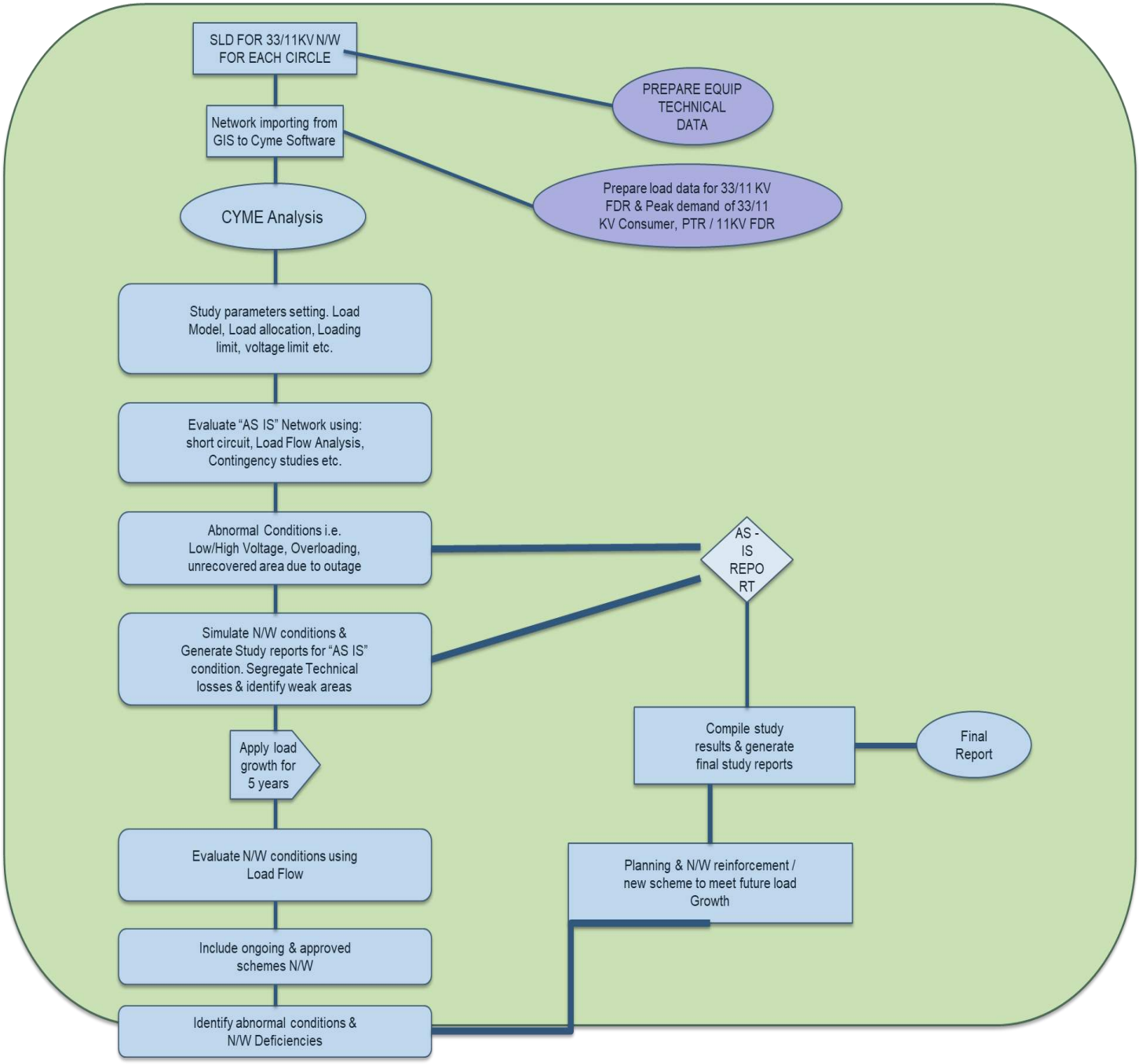

Electrical Network Up-dation

Mapping of Circuits, involved configuring the attributes- line length, cable/conductor type and positive sequence impedances.

Mapping of Transformers, involved configuring the attributes- kVA Rating, Voltage Ratio,No-load Losses, % impedances, X/R Ratio and Vector Group.

3.2. Technical loss Assessment: -

The load flow studies of the TPSODL's Power Distribution Network have been carried out for loading of the network corresponding to the date and time of the recorded Peak Load. The network Losses calculated from the load flow studies correspond to the Losses in the Networkat the Peak load condition. These losses are not representative figure for the entire year since the load on the network varies with seasons and the load profile also varies over the day.

To account for these variations in Network Loading, Loss Load Factor has been calculated and applied on assessed technical loss at Peak Load to derive Average Loss of TPSODL's Sub-transmission network over the year.

3.3. Representation of 11KV SLD modelled in CYME

3.3.1 Allocation of load

In case of 33kV &11 KV study, the respective 33kV &11 KV peak load were allocated at the sending end of 33kV &11 KVfeeders.

3.3.2 Load Flow Analysis

The load flow analysis was carried out using the inbuilt load flow module of CYME Software. The load flow studies of the TPSODL's Power Distribution Network have been carried out for loading of the network corresponding to the date and time of the recorded Peak Load.

3.3.3 Report Generation

Customized Reports were extracted from the software after the load flow analysis. These Reports comprise of Total Loss in the Electrical Network and details of losses in Transformers, 33kV &11 kV line & cables,

3.3.4 Loss Load Factor (LLF)

- Load Factor (LF) - (*Average Load / Maximum Load) in given time period*

- Loss Load Factor (LLF) - *A factor which when multiplied by energy loss during peak will give overall average energy loss.*

It is based on the square of the load and expressed as:

$$LLF = \frac{1}{35040} \sum_{n=1}^{35040} (Load_n)^2 / (Peak\ Load)^2$$

Where, $Load_n$ = the 15 minutes average load in the nth period
35040 = the number of 15 minutes load recordings in one year
Peak Load = the highest 15 minutes average load in the year.

The empirical formulae :

$LLF = 0.2 * LF + 0.8 * (LF)^{\wedge 2}$

Load Factor = Average Load/ Peak Load = 0.69(for 33kV & 11kV)

LLF calculated =0.48 (for 33kV & 11kV)

3.4. 33kV &11kV Feeder Overloading Details

33kV & 11 KV Feeder overloading is considered for loading of the feeder beyond 100% of their installed capacity (as per conductor size) with considering 5 yrs. load growth.

Total 45No's of 33kV overloaded feeders and 121 No's of 11kV overloaded feeders are identified under 5 yrs. load growth through load flow studies.

5 Yrs. Load Growth-33kV overloaded feeders				
Circle	**No. of 33kV Feeders**	**No. of Feeders Overloaded**	**% of Feeder Overloaded**	**Considered under CAPEX FY 27&FY 28 and Govt. Funded (for Mitigation Overloading)**
City	15	10	67%	10
Berhampur	22	9	41%	08
Aska	16	6	38%	06
Bhanjnagar	19	5	26%	05
Rayagada	28	6	21%	05
Jeypore	62	9	15%	09
TOTAL	162	45	28%	**43**

5 Yrs. Load Growth-11kV overloaded feeders				
Circle	**No. of 11kV Feeders**	**No. of Feeders Overloaded**	**% of Feeder Overloaded**	**Considered under CAPEX FY 27&FY 28 and Govt. Funded (for Mitigation Overloading)**
Aska	86	15	17%	9
Berhampur	115	10	9%	9
Bhanjanagar	183	20	11%	13
City	100	39	39%	35
Jeypore	313	23	7%	16
Rayagada	185	14	8%	11
TOTAL	**982**	**121**	**12%**	**93***

**-Remaining feeders are not considered since overloading is not expected in next 2,3 years on these feeders. The same has also been confirmed with operations field staff These balance feeders will be considered for mitigation in next Capex planning as per requirement.*

4. Annexures Network Study Report:

4.1. 33kV Load flow study report-New Lines

S.no	Division	33kV Feeder	Total Peak Load(KW)(A)	Total Average Load(KW)(B=A*H)	Line Losses(KW)(C)	Transformer Load Losses(KW) (D)	Transformer No-Load Losses(KW) (E)	Total Losses(KW) (F=C+D+E)	Load Factor-(G)	LLF(H)	Distributed loss @2.5%- I=(F*2.5%)	Total Loss with LLF (in kW) J=E+H*(C+D+I)	Loss% K=J/B
1	BED-III	NIMAKHANDI(BERHAMPUR) FEEDER-Ex	9553.21	6591.71	262.41	24.27	14.87	301.55	0.69	0.48	7.54	156.09	2.37%
2	BED-III	NIMAKHANDI(BERHAMPUR) FEEDER-Pr	9509.44	6561.51	218.96	24.54	14.71	258.21	0.69	0.48	6.46	134.69	2.05%
3	BED-III	HINJILICUT(BERHAMPUR) FEEDER-Ex	3798.01	2620.63	45.77	7.80	8.94	62.51	0.69	0.48	1.56	35.40	1.351%
4	BED-III	HINJILICUT(BERHAMPUR) FEEDER-Pr	3797.88	2620.54	45.64	7.80	8.94	62.38	0.69	0.48	1.56	35.34	1.348%
5	BED-III	CHIKITI(BERHAMPUR) FEEDER-Ex	10791.01	7445.80	594.09	27.51	7.83	629.42	0.69	0.48	15.74	313.75	4.21%
6	BED-III	CHIKITI(BERHAMPUR) FEEDER-Pr	10786.63	7442.78	589.70	27.41	7.85	624.97	0.69	0.48	15.62	311.57	4.19%
7	GNED	RAMBHA(GANJAM) FEEDER-Ex	8955.28	6179.14	448.10	10.05	29.12	487.27	0.69	0.48	12.18	254.88	4.12%
8	GNED	RAMBHA(GANJAM) FEEDER-Pr	8833.32	6094.99	324.51	9.80	29.85	364.16	0.69	0.48	9.10	194.69	3.19%
9	AED-II	BUGUDA FEEDER-Ex	8018.00	5532.42	467.17	16.54	27.96	511.67	0.69	0.48	12.79	266.28	4.81%
10	AED-II	BUGUDA FEEDER-Pr	7942.52	5480.34	394.48	16.12	27.95	438.55	0.69	0.48	10.96	230.30	4.20%
11	PKED	DARINGIBADI(MOHANA) FEEDER-Ex	2308.93	1593.16	12.29	0.91	35.57	48.77	0.69	0.48	1.22	42.49	2.67%
12	PKED	DARINGIBADI(MOHANA) FEEDER-Pr	2308.85	1593.11	12.20	0.91	35.58	48.68	0.69	0.48	1.22	42.45	2.66%
13	JED	BOIPARIGUDA FEEDER-Ex	4982.74	3438.09	117.61	4.31	43.96	165.88	0.69	0.48	4.15	104.47	3.039%
14	JED	BOIPARIGUDA FEEDER-Pr	4982.56	3437.97	117.44	4.31	43.96	165.71	0.69	0.48	4.14	104.39	3.036%
15	KED	OMP FEEDER-Ex	2309.96	1593.87	33.63	6.17	4.25	44.05	0.69	0.48	1.10	23.88	1.50%
16	KED	OMP FEEDER-Pr	2303.31	1589.29	26.97	6.13	4.27	37.38	0.69	0.48	0.93	20.61	1.30%

S.no	Division	33kV Feeder	Total Peak Load(KW)(A)	Total Average Load(KW)(B=A*H)	Line Losses(KW)(C)	Transformer Load Losses(KW) (D)	Transformer No-Load Losses(KW) (E)	Total Losses(KW) (F=C+D+E)	Load Factor-(G)	LLF(H)	Distributed loss @2.5%- I=(F*2.5%)	Total Loss with LLF (in kW) J=E+H*(C+D+I)	Loss% K=J/B
17	NED	BEHEDA FEEDER-Ex	10377.53	7160.50	915.94	17.78	26.68	960.40	0.69	0.48	24.01	486.39	6.79%
18	NED	BEHEDA FEEDER-Pr	5937.55	4096.91	230.56	6.72	21.89	259.17	0.69	0.48	6.48	138.89	3.39%
19	MED	MALKANGIRI(BALIMELA) FEEDER-Ex	2157.31	1488.54	46.51	1.58	16.32	64.41	0.69	0.48	1.61	40.18	2.70%
20	MED	MALKANGIRI(BALIMELA) FEEDER-Pr	192.11	132.56	0.28	0.00	0.00	0.28	0.69	0.48	0.01	0.14	0.10%
21	MED	KORKUNDA FEEDER-Pr	1931.85	1332.98	13.02	1.52	16.91	31.45	0.69	0.48	0.79	24.27	1.82%

4.2. 33kV Load flow study report-Upgradation

S.no	Division	33kV Feeder	Total Peak Load (KW)(A)	Total Average Load(KW)(B=A*G)	Line Losses (KW)(C)	Transformer Load Losses(KW) (D)	Transformer No-Load Losses(KW) (E)	Total Losses(KW) (F=C+D+E)	Load Factor-(G)	LLF(H)	Distributed loss @2.5%- I=(F*2.5%)	Total Loss with LLF (in kW) J=E+H*(C+D+I)	Loss% K=J/B
1	AED-2	BUDHAMBA FEEDER-Ex	13891.17	9584.91	1890.87	37.25	22.06	1950.18	0.69	0.48	48.75	970.96	10.13%
2	AED-2	BUDHAMBA FEEDER-PR	13874.30	9573.27	1544.07	32.79	23.32	1600.18	0.69	0.48	40.00	799.42	8.35%
3	AED-2	BUDHAMBA FEEDER-Ex	13891.17	9584.91	1890.87	37.25	22.06	1950.18	0.69	0.48	48.75	970.96	10.13%
4	AED-2	BUDHAMBA FEEDER-PR	11790.45	8135.41	1305.57	24.13	23.82	1353.52	0.69	0.48	33.84	678.31	8.34%
5	AED-2	BUGUDA FEEDER-Ex	8018.00	5532.42	467.17	16.54	27.96	511.67	0.69	0.48	12.79	266.28	4.81%
6	AED-2	BUGUDA FEEDER-Pr	7921.04	5465.52	369.76	16.17	28.55	414.48	0.69	0.48	10.36	218.77	4.00%

S.no	Division	33kV Feeder	Total Peak Load (KW)(A)	Total Average Load(KW)(B=A*G)	Line Losses (KW)(C)	Transformer Load Losses(KW) (D)	Transformer No-Load Losses(KW) (E)	Total Losses(KW) (F=C+D+E)	Load Factor-(G)	LLF(H)	Distributed loss @2.5%- I=(F*2.5%)	Total Loss with LLF (in kW) J=E+H*(C+D+I)	Loss% K=J/B
7	GSED	CHIKITI (DIGAPAHANDI GSS) FEEDER-Ex	6218.11	4290.49	203.62	11.52	16.95	232.08	0.69	0.48	5.80	123.00	2.87%
8	GSED	CHIKITI (DIGAPAHANDI GSS) FEEDER-Pr	6217.91	4290.36	203.41	11.52	16.95	231.88	0.69	0.48	5.80	122.90	2.86%
9	GSED	PATRAPURFEEDER-Ex	7040.54	4857.97	280.49	8.32	26.16	314.97	0.69	0.48	7.87	168.57	3.471%
10	GSED	PATRAPUR FEEDER-Pr	7040.53	4857.96	280.48	8.32	26.16	314.96	0.69	0.48	7.87	168.56	3.468%
11	AED-1	SORODA (ASKA OLD) FEEDER-Ex	9925.04	6848.28	530.99	10.52	38.12	579.63	0.69	0.48	14.49	305.00	4.452%
12	AED-1	SORODA (ASKA OLD) FEEDER-Pr	9924.19	6847.69	530.13	10.52	38.12	578.77	0.69	0.48	14.47	304.58	4.446%
13	AED-1	SORODA (ASKA OLD) FEEDER-Ex	9925.04	6848.28	530.99	10.52	38.12	579.63	0.69	0.48	14.49	305.00	4.45%
14	AED-1	SORODA (ASKA OLD) FEEDER-Pr	9913.39	6840.24	519.26	10.49	38.21	567.96	0.69	0.48	14.20	299.31	4.38%
15	AED-1	SORODA (ASKA OLD) FEEDER-Ex	9925.04	6848.28	530.99	10.52	38.12	579.63	0.69	0.48	14.49	305.00	4.45%
16	AED-1	SORODA (ASKA OLD) FEEDER-Pr	9876.75	6814.95	485.54	10.43	38.47	534.44	0.69	0.48	13.36	282.95	4.15%
17	GNED	BADAMADHAPUR FEEDER-Ex	2771.34	1912.22	35.89	0.00	0.00	35.89	0.69	0.48	0.90	17.66	0.92%
18	GNED	BADAMADHAPUR FEEDER-Pr	2768.50	1910.26	32.97	0.00	0.00	32.97	0.69	0.48	0.82	16.22	0.85%
19	HED	HINJILI FEEDER (PURUSOTTAMPUR GSS)-Ex	2257.84	1557.91	19.59	1.42	16.04	37.05	0.69	0.48	0.93	26.57	1.71%
20	HED	HINJILI FEEDER (PURUSOTTAMPUR GSS)-Pr	2253.30	1554.77	14.87	1.42	16.10	32.39	0.69	0.48	0.81	24.31	1.56%
21	GNED	KHALIKHOTE FEEDER-Ex	4367.98	3013.91	138.02	3.20	28.01	169.23	0.69	0.48	4.23	97.83	3.25%

S.no	Division	33kV Feeder	Total Peak Load (KW)(A)	Total Average Load(KW)(B=A*G)	Line Losses (KW)(C)	Transformer Load Losses(KW) (D)	Transformer No-Load Losses(KW) (E)	Total Losses(KW) (F=C+D+E)	Load Factor-(G)	LLF(H)	Distributed loss @2.5%- I=(F*2.5%)	Total Loss with LLF (in kW) J=E+H*(C+D+I)	Loss% K=J/B
22	GNED	KHALIKHOTE FEEDER-Pr	4365.29	3012.05	135.27	3.19	28.05	166.52	0.69	0.48	4.16	96.52	3.20%
23	GNED	KHALIKHOTE FEEDER-Ex	4367.98	3013.91	138.02	3.20	28.01	169.23	0.69	0.48	4.23	97.83	3.25%
24	GNED	KHALIKHOTE FEEDER-Pr	4367.79	3013.77	137.82	3.20	28.02	169.03	0.69	0.48	4.23	97.73	3.24%
25	GNED	RAMBHA FEEDER (CHATRAPUR GSS)-Ex	9204.10	6350.83	697.75	10.92	26.85	735.52	0.69	0.48	18.39	375.84	5.92%
26	GNED	RAMBHA FEEDER (CHATRAPUR GSS)-Pr	9183.32	6336.49	676.75	10.87	26.98	714.59	0.69	0.48	17.86	365.61	5.77%
27	GNED	RAMBHA UG FEEDER (GANJAM GSS)-Ex	8955.28	6179.14	448.10	10.05	29.12	487.27	0.69	0.48	12.18	254.88	4.12%
28	GNED	RAMBHA UG FEEDER (GANJAM GSS)-Pr	8833.18	6094.89	324.36	9.80	29.85	364.01	0.69	0.48	9.10	194.61	3.19%
29	GNED	MALUD FEEDER -Ex	4626.27	3192.13	253.84	7.04	16.34	277.22	0.69	0.48	6.93	144.89	4.54%
30	GNED	MALUD FEEDER -Pr	4616.79	3185.58	244.17	7.01	16.41	267.58	0.69	0.48	6.69	140.18	4.40%
31	GNED	GANJAM FEEDER -Ex	2153.62	1486.00	0.36	3.14	8.60	12.10	0.69	0.48	0.30	10.42	0.70%
32	GNED	GANJAM FEEDER -Pr	2153.40	1485.85	0.14	3.14	8.60	11.88	0.69	0.48	0.30	10.32	0.69%
33	BNED	SORODA FEEDER-Ex	7267.85	5014.82	282.57	13.61	36.12	332.31	0.69	0.48	8.31	182.28	3.63%
34	BNED	SORODA FEEDER-Pr	7265.42	5013.14	280.12	13.60	36.15	329.87	0.69	0.48	8.25	181.09	3.61%
35	PED	PHULBANI FEEDER-Ex	8248.45	5691.43	133.51	21.79	12.90	168.19	0.69	0.48	4.20	89.46	1.57%
36	PED	PHULBANI FEEDER-Pr	8192.09	5652.54	77.08	21.52	13.05	111.65	0.69	0.48	2.79	61.72	1.09%

S.no	Division	33kV Feeder	Total Peak Load (KW)(A)	Total Average Load(KW)(B=A*G)	Line Losses (KW)(C)	Transformer Load Losses(KW) (D)	Transformer No-Load Losses(KW) (E)	Total Losses(KW) (F=C+D+E)	Load Factor-(G)	LLF(H)	Distributed loss @2.5%- I=(F*2.5%)	Total Loss with LLF (in kW) J=E+H*(C+D+I)	Loss% K=J/B
37	BOED	PURUNAKATAK FEEDER-Ex	4783.07	3300.32	184.93	3.48	8.39	196.80	0.69	0.48	4.92	101.19	3.07%
38	BOED	PURUNAKATAK FEEDER-Pr	4683.16	3231.38	84.32	3.34	8.75	96.41	0.69	0.48	2.41	51.98	1.61%
39	BNED	BELAGUNTHA FEEDER -Ex	11291.27	7790.98	711.52	18.47	34.52	764.50	0.69	0.48	19.11	394.08	5.06%
40	BNED	BELAGUNTHA FEEDER -Pr	11249.26	7761.99	669.19	18.34	34.71	722.23	0.69	0.48	18.06	373.38	4.81%
41	BED-2	LOCHAPADA FEEDER-Ex	15630.73	10785.20	278.36	31.94	29.11	339.41	0.69	0.48	8.49	182.13	1.69%
42	BED-2	LOCHAPADA FEEDER-Pr	15515.52	10705.71	162.84	31.51	29.50	223.84	0.69	0.48	5.60	125.47	1.17%
43	BED-1	BHANJABIHAR FEEDER-Ex	11653.59	8040.98	206.93	21.01	32.14	260.08	0.69	0.48	6.50	144.67	1.80%
44	BED-1	BHANJABIHAR FEEDER-Pr	11651.29	8039.39	204.61	21.01	32.15	257.77	0.69	0.48	6.44	143.54	1.79%
45	BED-3	CHIKITI(BERHAMPUR GSS) & KANISI (BERHAMPUR GSS) FEEDER-Ex	10791.0121	7445.7984	594.0870	27.5060	7.8294	629.4224	0.69	0.48	15.7356	313.7471	4.213747%
46	BED-3	CHIKITI(BERHAMPUR GSS) & KANISI (BERHAMPUR GSS) FEEDER-Pr	10791.0109	7445.7975	594.0858	27.5060	7.8294	629.4212	0.69	0.48	15.7355	313.7465	4.21374%
47	BED-3	CHIKITI(BERHAMPUR GSS) FEEDER-Ex	10791.01	7445.80	594.09	27.51	7.83	629.42	0.69	0.48	15.74	313.75	4.21%
48	BED-3	CHIKITI(BERHAMPUR GSS) FEEDER-Pr	10684.81	7372.52	487.93	26.94	7.98	522.86	0.69	0.48	13.07	261.40	3.55%
49	NED	JHARIGAON FEEDER-Ex	5909.85	4077.80	443.62	9.85	11.81	465.28	0.69	0.48	11.63	235.06	5.76%

S.no	Division	33kV Feeder	Total Peak Load (KW)(A)	Total Average Load(KW)(B=A*G)	Line Losses (KW)(C)	Transformer Load Losses(KW) (D)	Transformer No-Load Losses(KW) (E)	Total Losses(KW) (F=C+D+E)	Load Factor-(G)	LLF(H)	Distributed loss @2.5%- I=(F*2.5%)	Total Loss with LLF (in kW) J=E+H*(C+D+I)	Loss% K=J/B
50	NED	JHARIGAON FEEDER-Pr	5881.35	4058.13	415.10	9.75	11.93	436.78	0.69	0.48	10.92	221.10	5.45%
51	NED	NABARANGAPUR NO-II FEEDER (TENTULIKHUNTI GSS)-Ex	11198.74	7727.13	715.07	0.00	0.00	715.07	0.69	0.48	17.88	351.81	4.55%
52	NED	NABARANGAPUR NO-II FEEDER (TENTULIKHUNTI GSS)-Pr	10981.37	7577.15	495.02	0.00	0.00	495.02	0.69	0.48	12.38	243.55	3.21%
53	KED	LAXMIPUR FEEDER-Ex	8480.66	5851.65	419.74	17.95	31.65	469.35	0.69	0.48	11.73	247.37	4.23%
54	KED	LAXMIPUR FEEDER-Pr	8472.17	5845.80	411.21	17.92	31.70	460.83	0.69	0.48	11.52	243.21	4.16%
55	KED	OMP EXPRESS FEEDER-Ex	2309.96	1593.87	33.63	6.17	4.25	44.05	0.69	0.48	1.10	23.88	1.50%
56	KED	OMP EXPRESS FEEDER-Pr	2307.51	1592.18	31.18	6.16	4.25	41.59	0.69	0.48	1.04	22.68	1.42%
57	GED	GUDARI FEEDER-Ex	3067.89	2116.84	62.44	5.28	17.51	85.24	0.69	0.48	2.13	51.04	2.41%
58	GED	GUDARI FEEDER-Pr	3047.31	2102.64	41.65	5.22	17.72	64.60	0.69	0.48	1.61	41.00	1.95%
59	PKED	PARALAKHEMUNDI NEW FEEDER-Ex	7442.70	5135.46	106.80	18.71	10.04	135.56	0.69	0.48	3.39	71.92	1.40%
60	PKED	PARALAKHEMUNDI NEW FEEDER-Pr	7407.50	5111.18	71.58	18.55	10.13	100.26	0.69	0.48	2.51	54.59	1.07%
61	PKED	UPALLADA FEEDER-Ex	8840.63	6100.03	433.92	16.44	32.58	482.94	0.69	0.48	12.07	254.55	4.17%
62	PKED	UPALLADA FEEDER-Pr	8722.22	6018.33	313.94	16.05	33.36	363.34	0.69	0.48	9.08	196.11	3.26%
63	GED	GUMUDA FEEDER -Ex	5117.90	3531.35	154.06	5.81	27.79	187.66	0.69	0.48	4.69	106.78	3.02%

S.no	Division	33kV Feeder	Total Peak Load (KW)(A)	Total Average Load(KW)(B=A*G)	Line Losses (KW)(C)	Transformer Load Losses(KW) (D)	Transformer No-Load Losses(KW) (E)	Total Losses(KW) (F=C+D+E)	Load Factor-(G)	LLF(H)	Distributed loss @2.5%- I=(F*2.5%)	Total Loss with LLF (in kW) J=E+H*(C+D+I)	Loss% K=J/B
64	GED	GUMUDA FEEDER -Pr	5094.96	3515.52	130.78	5.76	28.05	164.58	0.69	0.48	4.11	95.56	2.72%

4.3. 11kV Load flow study report-New Line

S.no	Division	11kV feeder	Scenario	Total Peak Load (KW) (A)	Total Average Load (KW) (B=A*G)	Line Losses (KW) (C)	Transformer Load Losses (KW) (D)	Transformer No-Load Losses (KW) (E)	Total Losses (KW) (F=C+D+E)	Load Factor-(G)	LLF(H)	Distributed loss @2.5%- I=(F*2.5%)	Total Loss with LLF (in kW) J=E+H*(C+D+E))	Loss% K=J/B
1	AED-I	NIMINA	Ex	1591.16	1097.90	91.87	12.01	17.70	121.58	0.69	0.48	3.04	69.02	6.29%
2	AED-I	NIMINA	Proposed	1590.63	1097.53	91.34	17.70	12.02	121.05	0.69	0.48	3.03	65.81	6.00%
3	AED-I	MUKUNDPUR	Ex	3598.20	2482.76	207.74	62.42	22.44	292.61	0.69	0.48	7.32	155.63	6.27%
4	AED-I	MUKUNDPUR	Proposed	3598.20	2482.76	206.76	62.50	22.42	291.68	0.69	0.48	7.29	155.16	6.25%
5	AED-I	GUNTHAPADA	Ex	932.77	643.61	17.63	8.68	9.12	35.43	0.69	0.48	0.89	22.17	3.45%
6	AED-I	GUNTHAPADA	Proposed	932.26	643.26	17.16	8.67	9.13	34.95	0.69	0.48	0.87	21.94	3.41%
7	AED-I	PUTU	Ex	1543.17	1064.79	10.23	27.75	8.62	46.60	0.69	0.48	1.16	27.41	2.57%
8	AED-I	PUTU	Proposed	888.88	613.33	7.52	19.32	5.55	32.38	0.69	0.48	0.81	18.81	3.07%
9	AED-I	PUTU_PR		654.20	451.39	2.63	8.43	3.08	14.14	0.69	0.48	0.35	8.56	1.90%
10	AED-II	GUDIALI	Ex	1628.02	1123.34	47.73	15.77	14.05	77.56	0.69	0.48	1.94	45.47	4.05%
11	AED-II	GUDIALI	Proposed	354.27	244.45	1.34	4.60	3.32	9.26	0.69	0.48	0.23	6.28	2.57%
12	AED-II	GUDIALI_PR		1267.42	874.52	40.07	11.03	10.85	61.95	0.69	0.48	1.55	36.12	4.13%

S.no	Division	11kV feeder	Scenario	Total Peak Load (KW) (A)	Total Average Load (KW) (B=A*G)	Line Losses (KW) (C)	Transformer Load Losses (KW) (D)	Transformer No-Load Losses (KW) (E)	Total Losses (KW) (F=C+D+E)	Load Factor-(G)	LLF(H)	Distributed loss @2.5%- I=(F*2.5%)	Total Loss with LLF (in kW) J=E+H*(C+D+E))	Loss% K=J/B
13	AED-II	BOLASARA	Ex	1759.37	1213.97	38.69	46.26	7.17	92.13	0.69	0.48	2.30	49.05	4.04%
14	AED-II	BOLASARA	Proposed	735.30	507.36	10.19	21.18	3.30	34.67	0.69	0.48	0.87	18.78	3.70%
15	AED-II	BOLASARA_PR		1012.54	698.66	17.50	24.45	3.96	45.91	0.69	0.48	1.15	24.65	3.53%
16	GSED	KHARIAGUDA	Ex	1937.67	1336.99	126.40	27.29	18.94	172.62	0.69	0.48	4.32	94.78	7.09%
17	GSED	KHARIAGUDA	Proposed	785.49	541.99	13.83	10.11	8.20	32.13	0.69	0.48	0.80	20.07	3.70%
18	GSED	KHARIAGUDA_PR		1076.49	742.78	35.99	10.41	16.73	63.13	0.69	0.48	1.58	39.76	5.35%
19	GSED	DIGAPAHANDI TOWN	Ex	3052.06	2105.92	44.66	32.90	16.58	94.14	0.69	0.48	2.35	54.94	2.61%
20	GSED	DIGAPAHANDI TOWN	Proposed	1073.64	740.81	2.67	12.01	5.65	20.33	0.69	0.48	0.51	12.94	1.75%
21	GSED	DIGAPAHANDI TOWN_PR		1967.43	1357.53	31.18	20.60	11.05	62.83	0.69	0.48	1.57	36.66	2.70%
22	GNED	GANJAM+KAINCHAPUR	Ex	2160.43	1490.70	21.30	25.08	13.70	60.08	0.69	0.48	1.50	36.68	2.46%
23	GNED	GANJAM+KAINCHAPUR	Proposed	2160.66	1490.85	20.52	25.08	13.70	59.30	0.69	0.48	1.48	36.30	2.43%
24	GNED	SYAMASUNDARPUR+KHALIKOTE POLICE S	Ex	1680.35	1159.44	39.39	24.90	13.64	77.93	0.69	0.48	1.95	45.43	3.92%
25	GNED	SYAMASUNDARPUR+KHALIKOTE POLICE S	Proposed	1679.86	1159.10	38.89	24.89	13.65	77.43	0.69	0.48	1.94	45.20	3.90%
26	GNED	KHALLIKOTE TOWN	Ex	1611.75	1112.11	9.89	19.65	8.47	38.02	0.69	0.48	0.95	23.11	2.08%
27	GNED	KHALLIKOTE TOWN	Proposed	1096.94	756.89	2.48	12.81	5.40	20.69	0.69	0.48	0.52	12.99	1.72%
28	GNED	KHALLIKOTE TOWN_PR		509.32	351.43	2.04	6.69	3.13	11.86	0.69	0.48	0.30	7.46	2.12%
29	GNED	CHIKILI BANIA	Ex	1251.70	863.67	90.70	14.24	15.46	120.40	0.69	0.48	3.01	67.28	7.79%
30	GNED	CHIKILI BANIA	Proposed	51.80	35.74	0.06	0.18	2.00	2.25	0.69	0.48	0.06	2.15	6.01%
31	GNED	CHIKILI BANIA_PR		1158.66	799.48	47.39	13.06	14.56	75.00	0.69	0.48	1.88	44.47	5.56%
32	GNED	KANHEIPUR+KESHPUR	Ex	4183.77	2886.80	221.44	76.35	28.05	325.84	0.69	0.48	8.15	174.90	6.06%
33	GNED	KANHEIPUR+KESHPUR	Proposed	4173.01	2879.38	210.35	75.96	28.21	314.51	0.69	0.48	7.86	169.41	5.88%
34	HED	DARUBHADRA	Ex	943.04	650.70	7.78	6.60	8.48	22.86	0.69	0.48	0.57	15.66	2.41%
35	HED	DARUBHADRA	Proposed	943.14	650.76	7.67	6.60	8.48	22.75	0.69	0.48	0.57	15.60	2.40%

S.no	Division	11kV feeder	Scenario	Total Peak Load (KW) (A)	Total Average Load (KW) (B=A*G)	Line Losses (KW) (C)	Transformer Load Losses (KW) (D)	Transformer No-Load Losses (KW) (E)	Total Losses (KW) (F=C+D+E)	Load Factor-(G)	LLF(H)	Distributed loss @2.5%- I=(F*2.5%)	Total Loss with LLF (in kW) J=E+H*(C+D+E))	Loss% K=J/B
36	HED	ASKA SHERAGADA+ BANDHAGUDA NEW	Ex	805.89	556.06	2.50	4.39	22.01	28.89	0.69	0.48	0.72	25.66	4.61%
37	HED	ASKA SHERAGADA+ BANDHAGUDA NEW	Proposed	807.85	557.42	2.40	4.41	21.83	28.64	0.69	0.48	0.72	25.44	4.56%
38	HED	ANKORODA+KHALINGI+PATA PUR	Ex	3532.15	2437.18	59.31	43.76	29.73	132.79	0.69	0.48	3.32	80.79	3.32%
39	HED	ANKORODA+KHALINGI+PATA PUR_PR	Proposed	3520.68	2429.27	31.84	29.27	17.94	79.05	0.69	0.48	1.98	48.22	1.99%
40	HED	KURULA	Ex	1131.58	780.79	29.04	9.35	10.66	49.05	0.69	0.48	1.23	29.68	3.80%
41	HED	KURULA_PR	Proposed	1131.41	780.67	28.87	9.35	10.66	48.88	0.69	0.48	1.22	29.59	3.79%
42	PSED	MATHASARSINGI	Ex	1279.68	882.98	50.82	16.46	14.81	82.09	0.69	0.48	2.05	48.09	5.45%
43	PSED	MATHASARSINGI	Proposed	1178.92	813.46	41.87	16.01	11.11	68.98	0.69	0.48	1.72	39.72	4.88%
44	PSED	MATHASARSINGI_PR		93.43	64.46	0.19	0.31	4.18	4.68	0.69	0.48	0.12	4.48	6.95%
45	PSED	POLASARA TOWN	Ex	3062.75	2113.30	129.97	37.05	18.67	185.68	0.69	0.48	4.64	101.06	4.78%
46	PSED	POLASARA TOWN	Proposed	2716.91	1874.67	99.87	33.02	16.73	149.63	0.69	0.48	3.74	82.32	4.39%
47	PSED	POLASARA TOWN_PR		316.25	218.21	0.58	3.30	2.32	6.19	0.69	0.48	0.15	4.25	1.95%
48	PSED	DHUNKAPADA+ BARTINI	Ex	1182.27	815.77	9.14	10.28	12.73	32.15	0.69	0.48	0.80	22.44	2.75%
49	PSED	DHUNKAPADA+ BARTINI_PR	Proposed	1181.15	814.99	8.01	10.25	12.75	31.01	0.69	0.48	0.78	21.89	2.69%
50	BED-3	SUKUNDA	Ex	1439.95	993.56	25.49	14.02	11.44	50.95	0.69	0.48	1.27	31.02	3.12%
51	BED-3	SUKUNDA	Proposed	1443.57	996.06	24.19	14.05	11.41	49.65	0.69	0.48	1.24	30.36	3.05%
52	BED-3	NIMAKHANDI	Ex	3086.06	2129.38	128.54	60.83	11.30	200.68	0.69	0.48	5.02	104.61	4.91%
53	BED-3	NIMAKHANDI	Proposed	3079.88	2125.12	122.56	60.60	11.34	194.50	0.69	0.48	4.86	101.59	4.78%
54	BNED	SANA KODANDA	Ex	599.35	413.55	14.06	6.50	7.18	27.74	0.69	0.48	0.69	17.38	4.20%
55	BNED	SANA KODANDA	Proposed	598.68	413.09	13.34	6.49	7.20	27.02	0.69	0.48	0.68	17.04	4.12%
56	BOED	DAHIYA 1+GUNDULIA	Ex	3494.33	2411.09	243.51	43.95	51.83	339.29	0.69	0.48	8.48	193.88	8.04%

S.no	Division	11kV feeder	Scenario	Total Peak Load (KW) (A)	Total Average Load (KW) (B=A*G)	Line Losses (KW) (C)	Transformer Load Losses (KW) (D)	Transformer No-Load Losses (KW) (E)	Total Losses (KW) (F=C+D+E)	Load Factor-(G)	LLF(H)	Distributed loss @2.5%- I=(F*2.5%)	Total Loss with LLF (in kW) J=E+H*(C+D+E))	Loss% K=J/B
57	BOED	DAHIYA 1+GUNDULIA	Proposed	3548.24	2448.29	242.00	44.10	48.80	334.90	0.69	0.48	8.37	190.15	7.77%
58	BOED	PURUNA KATAK+ CHARICHAKA STATION	Ex	1832.97	1264.75	74.60	45.48	14.78	134.86	0.69	0.48	3.37	74.04	5.85%
59	BOED	PURUNA KATAK+ CHARICHAKA STATION	Proposed	1830.86	1263.29	72.40	45.34	14.81	132.55	0.69	0.48	3.31	72.91	5.77%
60	BOED	JUNANI+GOBJORE	Ex	1390.76	959.62	66.90	18.95	16.62	102.46	0.69	0.48	2.56	59.05	6.15%
61	BOED	JUNANI+GOBJORE	Proposed	1368.71	944.41	43.82	18.32	17.21	79.35	0.69	0.48	1.98	47.99	5.08%
62	RED	MUNIGUDA	Ex	684.29	472.16	2.34	2.94	14.41	19.68	0.69	0.48	0.49	17.17	3.64%
63	RED	MUNIGUDA	Proposed	684.39	472.23	2.24	2.94	14.40	19.58	0.69	0.48	0.49	17.12	3.63%
64	RED	J K PUR	Ex	2997.68	2068.40	71.90	34.64	18.30	124.84	0.69	0.48	3.12	70.94	3.43%
65	RED	J K PUR	Proposed	1819.30	1255.32	14.57	23.00	10.99	48.56	0.69	0.48	1.21	29.60	2.36%
66	RED	J K PUR_PR		1140.76	787.12	20.10	10.67	7.74	38.51	0.69	0.48	0.96	22.97	2.92%
67	RED	SERIGUMA	Ex	497.63	343.36	8.90	2.44	20.18	31.52	0.69	0.48	0.79	26.00	7.57%
68	RED	SERIGUMA	Proposed	285.75	197.17	4.88	1.36	10.87	17.11	0.69	0.48	0.43	14.07	7.14%
69	RED	SERIGUMA_PR		211.32	145.81	2.97	1.07	9.40	13.44	0.69	0.48	0.34	11.50	7.89%
70	RED	TIKIRI TOWN	Ex	1896.39	1308.51	97.42	24.99	22.40	144.81	0.69	0.48	3.62	82.89	6.34%
71	RED	TIKIRI TOWN	Proposed	430.60	297.11	4.49	4.55	5.25	14.29	0.69	0.48	0.36	9.76	3.29%
72	RED	TIKIRI TOWN_PR		1442.68	995.45	66.48	20.14	17.76	104.39	0.69	0.48	2.61	60.60	6.09%
73	PED	DUTIAPADA	Ex	720.32	497.02	38.56	3.68	28.52	70.75	0.69	0.48	1.77	49.64	9.99%
74	PED	DUTIAPADA	Proposed	720.19	496.93	38.44	3.67	28.53	70.64	0.69	0.48	1.77	49.59	9.98%
75	PED	BATAGUDA+MAHASINGH	Ex	422.47	291.50	8.92	2.04	21.36	32.32	0.69	0.48	0.81	27.01	9.26%
76	PED	BATAGUDA+MAHASINGH	Proposed	423.35	292.11	8.92	2.05	21.25	32.22	0.69	0.48	0.81	26.90	9.21%
77	PED	PRATAMAHA+SIMANBADI+ RUKANBADI+ DASINGBADI	Ex	3137.38	2164.79	201.83	23.66	76.47	301.96	0.69	0.48	7.55	188.33	8.70%
78	PED	PRATAMAHA+SIMANBADI+ RUKANBADI+ DASINGBADI	Proposed	3170.26	2187.48	190.66	24.09	77.40	292.15	0.69	0.48	7.30	183.99	8.41%

S.no	Division	11kV feeder	Scenario	Total Peak Load (KW) (A)	Total Average Load (KW) (B=A*G)	Line Losses (KW) (C)	Transformer Load Losses (KW) (D)	Transformer No-Load Losses (KW) (E)	Total Losses (KW) (F=C+D+E)	Load Factor-(G)	LLF(H)	Distributed loss @2.5%- I=(F*2.5%)	Total Loss with LLF (in kW) J=E+H*(C+D+E))	Loss% K=J/B
79	GED	PALUPAI	Ex	152.53	105.25	0.60	0.92	6.74	8.25	0.69	0.48	0.21	7.56	7.19%
80	GED	PALUPAI	Proposed	152.53	105.25	0.60	0.92	6.74	8.25	0.69	0.48	0.21	7.56	7.18%
81	GED	BIKRAMPUR	Ex	226.72	156.44	0.36	1.52	5.01	6.89	0.69	0.48	0.17	5.99	3.83%
82	GED	BIKRAMPUR	Proposed	143.64	99.11	0.19	1.17	2.50	3.85	0.69	0.48	0.10	3.19	3.22%
83	GED	BIKRAMPUR_PR		83.08	57.32	0.16	0.35	2.52	3.03	0.69	0.48	0.08	2.80	4.88%
84	GED	LALBI	Ex	320.29	221.00	3.34	1.32	12.80	17.46	0.69	0.48	0.44	15.25	6.90%
85	GED	LALBI	Proposed	250.69	172.98	2.03	0.98	10.15	13.16	0.69	0.48	0.33	11.75	6.79%
86	GED	LALBI_PR		68.96	47.58	0.23	0.34	2.74	3.30	0.69	0.48	0.08	3.05	6.40%
87	MED	PANDRIPANI TOWN+DAMSITE	Ex	1148.80	792.68	47.96	15.26	13.06	76.29	0.69	0.48	1.91	44.33	5.59%
88	MED	PANDRIPANI TOWN+DAMSITE	Proposed	1141.82	787.85	30.77	15.24	13.55	59.56	0.69	0.48	1.49	36.35	4.61%
89	HED	PADMANAVPUR+JURA	Ex	1594.70	1100.34	38.87	11.94	16.84	67.65	0.69	0.48	1.69	42.04	3.82%
90	HED	PADMANAVPUR+JURA	Proposed	1586.59	1094.75	30.57	11.77	17.03	59.37	0.69	0.48	1.48	38.06	3.48%
91	KED	CHATUA-HATGUDA	Ex	718.41	495.70	16.08	6.68	19.94	42.70	0.69	0.48	1.07	31.38	6.33%
92	KED	CHATUA-HATGUDA	Proposed	240.72	166.10	2.70	1.81	5.91	10.42	0.69	0.48	0.26	8.20	4.94%
93	KED	CHATUA-HATGUDA_PR		475.75	328.27	8.99	4.87	14.32	28.18	0.69	0.48	0.70	21.31	6.49%
94	KED	BADEL	Ex	600.30	414.21	27.85	5.46	30.00	63.31	0.69	0.48	1.58	46.75	11.29%
95	KED	BADEL	Proposed	34.33	23.69	0.01	0.15	1.86	2.03	0.69	0.48	0.05	1.97	8.31%
96	KED	BADEL_PR		570.44	393.60	26.10	5.30	27.17	58.56	0.69	0.48	1.46	42.94	10.91%
97	KED	PODAGADA NO-2	Ex	1714.27	1182.85	148.64	11.59	33.29	193.51	0.69	0.48	4.84	112.52	9.51%
98	KED	PODAGADA NO-2	Proposed	526.74	363.45	9.24	4.94	11.09	25.28	0.69	0.48	0.63	18.21	5.01%
99	KED	PODAGADA NO-2_PR		1153.69	796.05	79.84	6.19	25.53	111.56	0.69	0.48	2.79	68.17	8.56%
100	KED	SUNKI	Ex	943.61	651.09	111.16	4.80	36.98	152.94	0.69	0.48	3.82	94.48	14.51%
101	KED	SUNKI	Proposed	769.28	530.80	85.17	4.05	30.54	119.75	0.69	0.48	2.99	74.80	14.09%
102	KED	SUNKI_PR		157.74	108.84	3.32	0.60	8.28	12.20	0.69	0.48	0.30	10.31	9.47%

S.no	Division	11kV feeder	Scenario	Total Peak Load (KW) (A)	Total Average Load (KW) (B=A*G)	Line Losses (KW) (C)	Transformer Load Losses (KW) (D)	Transformer No-Load Losses (KW) (E)	Total Losses (KW) (F=C+D+E)	Load Factor-(G)	LLF(H)	Distributed loss @2.5%- I=(F*2.5%)	Total Loss with LLF (in kW) J=E+H*(C+D+E))	Loss% K=J/B
103	KED	PUNGAR+KUNDLI	Ex	1355.66	935.41	98.07	6.97	50.37	155.40	0.69	0.48	3.89	102.65	10.97%
104	KED	PUNGAR+KUNDLI	Proposed	299.10	206.38	0.82	1.45	11.30	13.58	0.69	0.48	0.34	12.56	6.09%
105	KED	PUNGAR+KUNDLI_PR		1032.57	712.47	65.32	5.33	41.19	111.85	0.69	0.48	2.80	76.45	10.73%
106	KED	GIRLIGUMA	Ex	768.98	530.60	13.83	13.50	16.89	44.21	0.69	0.48	1.11	30.53	5.75%
107	KED	GIRLIGUMA	Proposed	315.87	217.95	1.53	6.82	7.40	15.75	0.69	0.48	0.39	11.60	5.32%
108	KED	GIRLIGUMA_PR		452.51	312.23	9.86	6.70	9.65	26.21	0.69	0.48	0.66	17.91	5.74%
109	KED	BALIPETA	Ex	514.71	355.15	6.40	3.43	22.91	32.73	0.69	0.48	0.82	28.01	7.89%
110	KED	BALIPETA	Proposed	91.87	63.39	0.22	0.43	4.51	5.16	0.69	0.48	0.13	4.88	7.70%
111	KED	BALIPETA_PR		131.28	90.59	0.99	0.50	7.76	9.25	0.69	0.48	0.23	8.58	9.48%
112	KED	BALIPETA_PR_1		290.88	200.71	3.86	2.50	10.77	17.14	0.69	0.48	0.43	14.03	6.99%
113	KED	DAMANJODI RURAL+ BILAIGUDA TOWN	Ex	2071.57	1429.38	27.04	37.03	23.22	87.29	0.69	0.48	2.18	55.02	3.85%
114	KED	DAMANJODI RURAL+ BILAIGUDA TOWN+ DAMANJODI (AMLABADI)	Proposed	2133.60	1472.18	23.26	39.53	23.71	86.49	0.69	0.48	2.16	54.88	3.73%
115	KED	PANCHADA	Ex	855.91	590.58	18.55	18.34	12.62	49.50	0.69	0.48	1.24	30.91	5.23%
116	KED	PANCHADA	Proposed	855.15	590.05	16.70	18.30	12.70	47.69	0.69	0.48	1.19	30.06	5.10%
117	KED	SUBAI+NANDAPUR TOWN 2	Ex	1198.14	826.71	22.23	9.86	24.80	56.89	0.69	0.48	1.42	40.89	4.95%
118	KED	SUBAI+NANDAPUR TOWN 2	Proposed	1196.92	825.87	19.41	9.81	25.01	54.22	0.69	0.48	1.36	39.68	4.80%
119	KED	PUKALI	Ex	857.65	591.78	40.81	6.13	29.38	76.32	0.69	0.48	1.91	52.82	8.93%
120	KED	PUKALI	Proposed	356.25	245.81	3.98	3.25	10.91	18.15	0.69	0.48	0.45	14.60	5.94%
121	KED	PUKALI_PR		493.87	340.77	24.37	2.76	19.37	46.50	0.69	0.48	1.16	32.95	9.67%
122	NED	EKAMBA(JHARIGAM)+HATIBADI	Ex	992.72	684.98	30.80	8.80	23.30	62.90	0.69	0.48	1.57	43.06	6.29%
123	NED	EKAMBA(JHARIGAM)+HATIBADI	Proposed	987.19	681.16	22.25	8.66	23.68	54.58	0.69	0.48	1.36	39.17	5.75%

S.no	Division	11kV feeder	Scenario	Total Peak Load (KW) (A)	Total Average Load (KW) (B=A*G)	Line Losses (KW) (C)	Transformer Load Losses (KW) (D)	Transformer No-Load Losses (KW) (E)	Total Losses (KW) (F=C+D+E)	Load Factor-(G)	LLF(H)	Distributed loss @2.5%-I=(F*2.5%)	Total Loss with LLF (in kW) J=E+H*(C+D+E))	Loss% K=J/B
124	NED	CHHATABEDA+CHELIDONGRI	Ex	1132.25	781.25	54.66	9.79	30.89	95.34	0.69	0.48	2.38	62.97	8.06%
125	NED	CHHATABEDA+CHELIDONGRI	Proposed	1102.84	760.96	24.51	9.24	32.64	66.40	0.69	0.48	1.66	49.64	6.52%
126	PKED	PUTURUPADA	Ex	137.17	94.65	0.44	0.33	11.00	11.77	0.69	0.48	0.29	11.51	12.16%
127	PKED	PUTURUPADA	Proposed	60.43	41.69	0.08	0.17	4.97	5.22	0.69	0.48	0.13	5.16	12.37%
128	PKED	PUTURUPADA_PR		76.70	52.92	0.25	0.16	6.04	6.45	0.69	0.48	0.16	6.32	11.94%
129	JED	SARGIGUDA	Ex	1182.29	815.78	26.08	8.95	30.29	65.32	0.69	0.48	1.63	47.89	5.87%
130	JED	SARGIGUDA	Proposed	862.77	595.31	15.49	6.62	21.08	43.19	0.69	0.48	1.08	32.21	5.41%
131	JED	SARGIGUDA_PR		312.85	215.87	2.24	2.22	9.73	14.19	0.69	0.48	0.35	12.04	5.58%
132	JED	RAMAGIRI-BOIPARIGU+DIGAPUR-BOIPARIGUD	Ex	970.10	669.37	20.80	3.79	56.00	80.60	0.69	0.48	2.01	68.77	10.27%
133	JED	RAMAGIRI-BOIPARIGU+DIGAPUR-BOIPARIGUD	Proposed	631.77	435.92	10.98	2.64	36.08	49.70	0.69	0.48	1.24	43.21	9.91%
134	JED	RAMAGIRI-BOIPARIGU_PR		337.39	232.80	7.70	1.14	20.17	29.02	0.69	0.48	0.73	24.77	10.64%
135	JED	LAMTAPUT TOWN	Ex	752.66	519.34	4.98	7.31	15.45	27.74	0.69	0.48	0.69	21.68	4.18%
136	JED	LAMTAPUT TOWN	Proposed	363.98	251.15	1.65	4.52	6.81	12.98	0.69	0.48	0.32	9.93	3.95%
137	JED	LAMTAPUT TOWN_PR		388.08	267.77	2.60	2.77	8.68	14.06	0.69	0.48	0.35	11.43	4.27%
138	JED	KOTPAD TOWN	Ex	1249.89	862.43	12.73	12.00	18.87	43.61	0.69	0.48	1.09	31.26	3.63%
139	JED	KOTPAD TOWN	Proposed	227.24	156.80	0.13	1.59	3.21	4.93	0.69	0.48	0.12	4.10	2.61%
140	JED	KOTPAD TOWN_PR		1015.16	700.46	5.03	10.26	15.89	31.18	0.69	0.48	0.78	23.60	3.37%
141	JED	GIRLA+EKAMBA-SB NUAGAON	Ex	435.57	300.54	4.10	1.21	30.97	36.29	0.69	0.48	0.91	33.96	11.30%
142	JED	GIRLA+EKAMBA-SB NUAGAON	Proposed	434.71	299.95	2.77	1.21	31.23	35.21	0.69	0.48	0.88	33.56	11.19%
143	JED	KALIAGUDA-CHALANGU+B MALIGUDA	Ex	934.44	644.76	17.37	6.02	23.64	47.03	0.69	0.48	1.18	35.43	5.50%

S.no	Division	11kV feeder	Scenario	Total Peak Load (KW) (A)	Total Average Load (KW) (B=A*G)	Line Losses (KW) (C)	Transformer Load Losses (KW) (D)	Transformer No-Load Losses (KW) (E)	Total Losses (KW) (F=C+D+E)	Load Factor-(G)	LLF(H)	Distributed loss @2.5%-I=(F*2.5%)	Total Loss with LLF (in kW) J=E+H*(C+D+E))	Loss% K=J/B
144	JED	KALIAGUDA-CHALANGU+B MALIGUDA	Proposed	934.44	644.76	12.37	4.02	21.64	38.03	0.69	0.48	0.95	29.96	4.65%

4.4. 11kV Load flow study report-Upgradation

S.no	Division	11kV feeder	Scenario	Total Peak Load (KW)(A)	Total Average Load (KW)(B=A*G)	Line Losses (KW)(C)	Transformer Load Losses (KW) (D)	Transformer No-Load Losses (KW) (E)	Total Losses (KW) (F=C+D+E)	Load Factor-(G)	LLF(H)	Distributed loss @2.5%-I=(F*2.5%)	Total Loss with LLF (in kW) J=E+H*(C+D+E))	Loss% K=J/B
1	AED-I	SHERAGADA-ASKA	EX	1886.10	1301.41	48.89	31.68	10.04	90.62	0.69	0.48	2.27	49.81	3.83%
2	AED-I	SHERAGADA-ASKA	PR	1881.32	1298.11	44.16	31.52	10.10	85.77	0.69	0.48	2.14	47.45	3.66%
3	GSED	KOTLINGI RAMACHAND	EX	565.83	390.42	8.14	5.38	8.20	21.72	0.69	0.48	0.54	14.95	3.83%
4	GSED	KOTLINGI RAMACHAND	PR	565.63	390.29	7.94	5.38	8.20	21.52	0.69	0.48	0.54	14.86	3.81%
5	GNED	DRDA	EX	908.75	627.04	5.37	13.85	5.32	24.54	0.69	0.48	0.61	14.84	2.37%
6	GNED	DRDA	PR	906.03	625.16	2.69	13.78	5.35	21.81	0.69	0.48	0.55	13.51	2.16%
7	GNED	MILL	EX	1268.85	875.51	4.78	21.23	9.58	35.60	0.69	0.48	0.89	22.50	2.57%
8	GNED	MILL	PR	1267.94	874.88	3.82	21.22	9.60	34.64	0.69	0.48	0.87	22.04	2.52%
9	GNED	KHANDADEULI	EX	1268.84	875.50	39.62	8.39	20.96	68.97	0.69	0.48	1.72	44.83	5.12%
10	GNED	KHANDADEULI	PR	1268.84	875.50	38.63	8.39	20.96	67.98	0.69	0.48	1.70	44.35	5.07%
11	HED	TOWN	EX	1611.76	1112.11	18.08	19.73	8.31	46.11	0.69	0.48	1.15	27.01	2.43%

S.no	Division	11kV feeder	Scenario	Total Peak Load (KW)(A)	Total Average Load (KW)(B=A*G)	Line Losses (KW)(C)	Transformer Load Losses (KW) (D)	Transformer No-Load Losses (KW) (E)	Total Losses (KW) (F=C+D+E)	Load Factor-(G)	LLF(H)	Distributed loss @2.5%-I=(F*2.5%)	Total Loss with LLF (in kW) J=E+H*(C+D+E))	Loss% K=J/B
12	HED	TOWN	PR	1603.63	1106.50	10.04	19.55	8.38	37.96	0.69	0.48	0.95	23.03	2.08%
13	HED	NUAGADA	EX	428.65	295.77	0.89	5.16	3.83	9.88	0.69	0.48	0.25	6.85	2.32%
14	HED	NUAGADA	PR	428.64	295.76	0.88	5.16	3.83	9.86	0.69	0.48	0.25	6.84	2.31%
15	PSED	ANGARAGAON OLD	EX	1441.23	994.45	45.67	18.01	12.78	76.45	0.69	0.48	1.91	44.26	4.45%
16	PSED	ANGARAGAON OLD	PR	1423.91	982.50	28.25	17.65	13.04	58.94	0.69	0.48	1.47	35.78	3.64%
17	PSED	BHUTASARSINGI	EX	1952.87	1347.48	153.52	23.99	18.09	195.59	0.69	0.48	4.89	105.64	7.84%
18	PSED	BHUTASARSINGI	PR	1952.15	1346.98	152.75	23.97	18.10	194.82	0.69	0.48	4.87	105.26	7.81%
19	PSED	BHATAKUMARADA	EX	1124.42	775.85	34.78	8.59	7.99	51.36	0.69	0.48	1.28	29.42	3.79%
20	PSED	BHATAKUMARADA	PR	1111.70	767.07	22.06	8.42	8.12	38.60	0.69	0.48	0.97	23.22	3.03%
21	BED-1	OLD GOPALPUR	EX	62.10	42.85	0.02	0.68	0.84	1.54	0.69	0.48	0.04	1.19	2.78%
22	BED-1	OLD GOPALPUR	PR	62.09	42.84	0.01	0.68	0.84	1.53	0.69	0.48	0.04	1.19	2.77%
23	BED-1	MANDIAPALI	EX	790.14	545.20	2.83	10.54	6.70	20.06	0.69	0.48	0.50	13.36	2.45%
24	BED-1	MANDIAPALI	PR	790.07	545.15	2.75	10.53	6.70	19.99	0.69	0.48	0.50	13.32	2.44%
25	BED-1	GAJAPATI NAGAR	EX	1799.95	1241.96	7.79	35.15	6.27	49.21	0.69	0.48	1.23	27.47	2.21%
26	BED-1	GAJAPATI NAGAR	PR	1799.69	1241.79	7.54	35.14	6.27	48.95	0.69	0.48	1.22	27.34	2.20%
27	BED-1	NARAYANPUR	EX	762.26	525.96	5.44	3.05	5.03	13.51	0.69	0.48	0.34	9.27	1.76%
28	BED-1	NARAYANPUR	PR	761.87	525.69	5.03	3.04	5.04	13.11	0.69	0.48	0.33	9.07	1.73%
29	BED-1	KAMAPALLI	EX	2865.53	1977.21	32.98	41.88	11.62	86.48	0.69	0.48	2.16	48.59	2.46%
30	BED-1	KAMAPALLI	PR	2860.12	1973.48	27.68	41.73	11.66	81.07	0.69	0.48	2.03	45.95	2.33%
31	BED-1	TATA COLONY	EX	853.17	588.69	11.39	11.57	4.18	27.15	0.69	0.48	0.68	15.53	2.64%
32	BED-1	TATA COLONY	PR	849.24	585.98	7.48	11.48	4.22	23.17	0.69	0.48	0.58	13.59	2.32%
33	BED-1	RAGHUNATHPUR	EX	1954.74	1348.77	19.92	14.04	12.93	46.88	0.69	0.48	1.17	29.79	2.21%
34	BED-1	RAGHUNATHPUR	PR	1950.01	1345.50	15.17	13.98	12.98	42.13	0.69	0.48	1.05	27.48	2.04%

S.no	Division	11kV feeder	Scenario	Total Peak Load (KW)(A)	Total Average Load (KW)(B=A*G)	Line Losses (KW)(C)	Transformer Load Losses (KW) (D)	Transformer No-Load Losses (KW) (E)	Total Losses (KW) (F=C+D+E)	Load Factor-(G)	LLF(H)	Distributed loss @2.5%-I=(F*2.5%)	Total Loss with LLF (in kW) J=E+H*(C+D+E))	Loss% K=J/B
35	BED-2	DALUA SAHI	EX	1937.62	1336.96	8.64	14.08	8.75	31.47	0.69	0.48	0.79	20.03	1.50%
36	BED-2	DALUA SAHI	PR	1935.69	1335.62	6.72	14.05	8.76	29.53	0.69	0.48	0.74	19.09	1.43%
37	BED-3	SORALA	EX	2280.58	1573.60	131.54	31.42	22.15	185.11	0.69	0.48	4.63	102.59	6.52%
38	BED-3	SORALA	PR	2280.17	1573.32	131.12	31.41	22.16	184.69	0.69	0.48	4.62	102.39	6.51%
39	BED-3	KUKUDAKHANDI	EX	1594.71	1100.35	32.33	13.62	7.41	53.37	0.69	0.48	1.33	30.11	2.74%
40	BED-3	KUKUDAKHANDI	PR	1581.42	1091.18	18.88	13.44	7.51	39.83	0.69	0.48	1.00	23.50	2.15%
41	BED-3	BHAIRABI	EX	1097.07	756.98	16.98	7.04	5.88	29.90	0.69	0.48	0.75	17.77	2.35%
42	BED-3	BHAIRABI	PR	1098.17	757.74	16.08	7.05	5.87	29.00	0.69	0.48	0.73	17.32	2.29%
43	BED-3	BORIGAON	EX	583.19	402.40	3.73	10.84	3.53	18.10	0.69	0.48	0.45	10.74	2.67%
44	BED-3	BORIGAON	PR	583.12	402.35	3.66	10.84	3.53	18.03	0.69	0.48	0.45	10.71	2.66%
45	BED-3	LOCHAPADA	EX	4372.13	3016.77	245.57	79.93	14.66	340.16	0.69	0.48	8.50	174.98	5.80%
46	BED-3	LOCHAPADA	PR	4306.25	2971.31	180.76	77.75	15.03	273.54	0.69	0.48	6.84	142.40	4.79%
47	BNED	BHANJANAGAR COLLEG	EX	2555.04	1762.97	30.84	28.91	14.08	73.84	0.69	0.48	1.85	43.65	2.48%
48	BNED	BHANJANAGAR COLLEG	PR	2554.89	1762.87	30.70	28.91	14.08	73.69	0.69	0.48	1.84	43.58	2.47%
49	PED	CHURCH	EX	416.31	287.25	3.00	2.86	9.19	15.05	0.69	0.48	0.38	12.19	4.24%
50	PED	CHURCH	PR	414.62	286.09	0.99	2.84	9.27	13.11	0.69	0.48	0.33	11.27	3.94%
51	PED	RUJANGI	EX	432.93	298.72	6.64	3.98	10.21	20.83	0.69	0.48	0.52	15.56	5.21%
52	PED	RUJANGI	PR	432.17	298.19	4.98	3.99	10.27	19.24	0.69	0.48	0.48	14.80	4.96%
53	PED	G UDAYAGIRI TOWN 1	EX	718.58	495.82	5.02	6.76	11.22	23.00	0.69	0.48	0.57	17.15	3.46%
54	PED	G UDAYAGIRI TOWN 1	PR	716.34	494.27	1.94	6.72	11.31	19.96	0.69	0.48	0.50	15.70	3.18%
55	GED	KUJENDRI	EX	806.36	556.39	86.41	10.34	20.03	116.79	0.69	0.48	2.92	67.88	12.20%
56	GED	KUJENDRI	PR	759.00	523.71	34.68	9.98	21.05	65.71	0.69	0.48	1.64	43.28	8.26%
57	MED	MV 64/10	EX	908.76	627.05	45.33	14.03	9.79	69.15	0.69	0.48	1.73	39.12	6.24%

S.no	Division	11kV feeder	Scenario	Total Peak Load (KW)(A)	Total Average Load (KW)(B=A*G)	Line Losses (KW)(C)	Transformer Load Losses (KW) (D)	Transformer No-Load Losses (KW) (E)	Total Losses (KW) (F=C+D+E)	Load Factor-(G)	LLF(H)	Distributed loss @2.5%-I=(F*2.5%)	Total Loss with LLF (in kW) J=E+H*(C+D+E))	Loss% K=J/B
58	MED	MV 64/10	PR	909.12	627.29	44.08	14.08	9.82	67.98	0.69	0.48	1.70	38.56	6.15%
59	MED	MV 55	EX	428.64	295.76	11.07	9.80	5.60	26.46	0.69	0.48	0.66	15.93	5.39%
60	MED	MV 55	PR	429.21	296.15	8.44	9.86	5.66	23.96	0.69	0.48	0.60	14.73	4.97%
61	MED	AYAPPA	EX	411.51	283.94	4.89	4.89	12.90	22.69	0.69	0.48	0.57	17.87	6.29%
62	MED	AYAPPA	PR	410.68	283.37	3.31	4.88	12.99	21.18	0.69	0.48	0.53	17.17	6.06%
63	MED	PANGAM	EX	1028.81	709.88	88.11	7.09	26.67	121.88	0.69	0.48	3.05	73.83	10.40%
64	MED	PANGAM	PR	1009.54	696.58	58.38	6.89	28.10	93.36	0.69	0.48	2.33	60.54	8.69%
65	PKED	PARALAKHEMUNDI TOWN-4	EX	3789.40	2614.69	124.71	48.87	18.92	192.50	0.69	0.48	4.81	104.55	4.00%
66	PKED	PARALAKHEMUNDI TOWN-4	PR	3754.03	2590.28	89.91	48.02	19.19	157.11	0.69	0.48	3.93	87.28	3.37%
67	PKED	PARALAKHEMUNDI TOWN-3	EX	1114.51	769.01	4.73	14.36	6.49	25.58	0.69	0.48	0.64	15.96	2.08%
68	PKED	PARALAKHEMUNDI TOWN-3	PR	1112.64	767.72	2.89	14.31	6.51	23.71	0.69	0.48	0.59	15.05	1.96%
69	NED	MOHAND	EX	496.80	342.79	4.52	5.89	8.81	19.22	0.69	0.48	0.48	14.03	4.09%
70	NED	MOHAND	PR	496.50	342.59	4.18	5.89	8.82	18.89	0.69	0.48	0.47	13.88	4.05%
71	NED	KACHARAPADA	EX	872.71	602.17	28.08	9.80	14.98	52.87	0.69	0.48	1.32	33.80	5.61%
72	NED	KACHARAPADA	PR	869.16	599.72	20.87	9.80	15.19	45.86	0.69	0.48	1.15	30.47	5.08%
73	NED	GURUSINGHA	EX	1129.61	779.43	13.88	21.09	16.05	51.02	0.69	0.48	1.28	33.45	4.29%
74	NED	GURUSINGHA	PR	1125.36	776.50	8.56	20.96	16.18	45.70	0.69	0.48	1.14	30.90	3.98%
75	NED	TURUDIHI	EX	2163.52	1492.83	199.03	22.73	36.18	257.93	0.69	0.48	6.45	145.71	9.76%
76	NED	TURUDIHI	PR	2161.26	1491.27	196.43	22.69	36.25	255.37	0.69	0.48	6.38	144.49	9.69%
77	NED	HATABARANDI	EX	2498.32	1723.84	314.23	39.74	28.32	382.30	0.69	0.48	9.56	202.82	11.77%
78	NED	HATABARANDI	PR	2579.64	1779.95	266.97	44.30	29.54	340.80	0.69	0.48	8.52	183.04	10.28%

5. Technical Loss Calculation & Cost Benefit Analysis 33kV Line

Besides the Cost Benefit Analysis (CBA) mentioned below there will be additional benefits in terms of reliability of the network which will improve the overall SAIDI and SAIFI. Also, it will enhance overall safety of the network and the surroundings. The scheme also enhances the customer satisfaction.

Cost benefit Analysis has been calculated based on 1-year load growth considering Load Factor 10%.

5.1. Technical Loss Calculation 33kV Line Upgradation:

Stage	Grid	33kV Feeder	Peak Loading (kW)	Losses at peak loading (kW)	Avg.Loss reduction (kW)-(LLF – 0.48)	Avg. Loss reduction (kw)	Unit saved annually (kWH)	Annual saving (Rs Lacs)-(Rs 3.99/Unit)	LG in kW (Considered for 1 year)	Additional LG(Kw
Before Proposal	ASKA OLD GSS	BUDHAMBA	13891.17	1950.18	970.96	171.54	1502719	59.96	14585.7	694.6
After Proposal	ASKA OLD GSS	BUDHAMBA	13874.3	1600.18	799.42					
Before Proposal	ASKA OLD GSS	BUDHAMBA	13891.17	1950.18	970.96	292.65	2563595	102.29	14585.7	694.6
After Proposal	ASKA OLD GSS	BUDHAMBA	11790.45	1353.52	678.31					
Before Proposal	ASKA NEW GSS	BUGUDA	8018	511.67	266.28	47.51	416189.3	16.61	8418.9	400.9
After Proposal	ASKA NEW GSS	BUGUDA	7921.04	414.48	218.77					
Before Proposal	DIGAPAHANDI GSS	CHIKITI (DIGAPAHANDI GSS)	6218.11	232.08	123	0.1	857.09	0.03	6703.9	485.8
After Proposal	DIGAPAHANDI GSS	CHIKITI (DIGAPAHANDI GSS)	6217.91	231.88	122.9					
Before Proposal	CHIKITI GSS	PATRAPUR	7040.54	314.97	168.57	0.004	34.07	0	7420.7	380.2
After Proposal	CHIKITI GSS	PATRAPUR	7040.53	314.96	168.56					
Before Proposal	ASKA OLD GSS	SORODA (ASKA OLD)	9925.04	579.63	305	0.41	3634.91	0.15	10540.4	615.4
After Proposal	ASKA OLD GSS	SORODA (ASKA OLD)	9924.19	578.77	304.58					
Before Proposal	ASKA OLD GSS	SORODA (ASKA OLD)	9925.04	579.63	305	5.69	49843.24	1.99	10540.4	615.4
After Proposal	ASKA OLD GSS	SORODA (ASKA OLD)	9913.39	567.96	299.31					
Before Proposal	ASKA OLD GSS	SORODA (ASKA OLD)	9925.04	579.63	305	22.04	193110.7	7.71	10540.4	615.4

Stage	Grid	33kV Feeder	Peak Loading (kW)	Losses at peak loading (kW)	Avg.Loss reduction (kW)-(LLF – 0.48)	Avg. Loss reduction (kw)	Unit saved annually (kWH)	Annual saving (Rs Lacs)-(Rs 3.99/Unit)	LG in kW (Considered for 1 year)	Additional LG(Kw
After Proposal	ASKA OLD GSS	SORODA (ASKA OLD)	9876.75	534.44	282.95					
Before Proposal	CHATRAPUR GSS	BADAMADHAPUR	2771.34	35.89	17.66	1.44	12573.91	0.5	3073.4	302.1
After Proposal	CHATRAPUR GSS	BADAMADHAPUR	2768.5	32.97	16.22					
Before Proposal	PURUSOTTAM PUR GSS	HINJILI FEEDER (PURUSOTTAM PUR GSS)	2257.84	37.05	26.57	2.26	19810.74	0.79	2654.6	396.8
After Proposal	PURUSOTTAM PUR GSS	HINJILI (PURUSOTTAM PUR GSS)	2253.3	32.39	24.31					
Before Proposal	BALUGAON GSS	KHALIKHOTE	4367.98	169.23	97.83	1.31	11500.01	0.46	4844.1	476.1
After Proposal	BALUGAON GSS	KHALIKHOTE	4365.29	166.52	96.52					
Before Proposal	BALUGAON GSS	KHALIKHOTE	4367.98	169.23	97.83	0.09	822.93	0.03	4844.1	476.1
After Proposal	BALUGAON GSS	KHALIKHOTE	4367.79	169.03	97.73					
Before Proposal	CHATRAPUR GSS	RAMBHA (CHATRAPUR GSS)	9204.1	735.52	375.84	10.23	89621.16	3.58	10207.3	1003.2
After Proposal	CHATRAPUR GSS	RAMBHA FEEDER (CHATRAPUR GSS)	9183.32	714.59	365.61					
Before Proposal	GANJAM GSS	RAMBHA UG FEEDER (GANJAM GSS)	8955.28	487.27	254.88	60.27	527944.6	21.06	9931.4	976.1
After Proposal	GANJAM GSS	RAMBHA UG FEEDER (GANJAM GSS)	8833.18	364.01	194.61					
Before Proposal	GANJAM GSS	MALUD	4626.27	277.22	144.89	4.71	41232.04	1.65	5130.5	504.3
After Proposal	GANJAM GSS	MALUD	4616.79	267.58	140.18					
Before Proposal	GANJAM GSS	GANJAM	2153.62	12.1	10.42	0.11	923.45	0.04	2388.4	234.7
After Proposal	GANJAM GSS	GANJAM	2153.4	11.88	10.32					
Before Proposal	BHANJANAGAR GSS	SORODA	7267.85	332.31	182.28	1.19	10402.47	0.42	7616.7	348.9
After Proposal	BHANJANAGAR GSS	SORODA	7265.42	329.87	181.09					
Before Proposal	PHULBANI GSS	PHULBANI	8248.45	168.19	89.46	27.74	242985.4	9.7	8908.3	659.9
After Proposal	PHULBANI GSS	PHULBANI FEEDER	8192.09	111.65	61.72					
Before Proposal	BOUDH GSS	PURUNAKATAK	4783.07	196.8	101.19	49.2	431015.3	17.2	5194.4	411.3
After Proposal	BOUDH GSS	PURUNAKATAK	4683.16	96.41	51.98					
Before Proposal	BHANJANAGAR GSS	BELAGUNTHA	11291.27	764.5	394.08	20.7	181305.5	7.23	11833.3	542

Stage	Grid	33kV Feeder	Peak Loading (kW)	Losses at peak loading (kW)	Avg.Loss reduction (kW)-(LLF – 0.48)	Avg. Loss reduction (kw)	Unit saved annually (kWH)	Annual saving (Rs Lacs)-(Rs 3.99/Unit)	LG in kW (Considered for 1 year)	Additional LG(Kw
After Proposal	BHANJANAGAR GSS	BELAGUNTHA	11249.26	722.23	373.38					
Before Proposal	BERHAMPUR GSS	LOCHAPADA FEEDER	15630.73	339.41	182.13	56.66	496366.8	19.81	16334.1	703.4
After Proposal	BERHAMPUR GSS	LOCHAPADA	15515.52	223.84	125.47					
Before Proposal	NARENDRAPUR GSS	BHANJABIHAR	11653.59	260.08	144.67	1.13	9905.47	0.4	12247.9	594.3
After Proposal	NARENDRAPUR GSS	BHANJABIHAR	11651.29	257.77	143.54					
Before Proposal	BERHAMPUR GSS	CHIKITI(BERHAMPUR GSS) & KANISI (BERHAMPUR GSS)	10791.01	629.42	313.75	0.0006	5.3	0	11276.6	485.6
After Proposal	BERHAMPUR GSS	CHIKITI(BERHAMPUR GSS) & KANISI (BERHAMPUR GSS)	10791.01	629.42	313.75					
Before Proposal	BERHAMPUR GSS	CHIKITI(BERHAMPUR GSS)	10791.01	629.42	313.75	52.35	458586.2	18.3	11276.6	485.6
After Proposal	BERHAMPUR GSS	CHIKITI(BERHAMPUR GSS)	10684.81	522.86	261.4					
Before Proposal	UMERKOTE GSS	JHARIGAON FEEDER	5909.85	465.28	235.06	13.96	122300.5	4.88	6400.4	490.5
After Proposal	UMERKOTE GSS	JHARIGAON	5881.35	436.78	221.1					
Before Proposal	TENTULIKHUNTI GSS	NABARANGAPUR NO-II FEEDER (TENTULIKHUNTI GSS)	11198.74	715.07	351.81	108.27	948410.2	37.84	12128.2	929.5
After Proposal	TENTULIKHUNTI GSS	NABARANGAPUR NO-II FEEDER (TENTULIKHUNTI GSS)	10981.37	495.02	243.55					
Before Proposal	LAXMIPUR GSS	LAXMIPUR	8480.66	469.35	247.37	4.16	36450.43	1.45	8964.1	483.4
After Proposal	LAXMIPUR GSS	LAXMIPUR	8472.17	460.83	243.21					
Before Proposal	SUNABEDA GSS	OMP EXPRESS FEEDER	2309.96	44.05	23.88	1.2	10539.29	0.42	2441.6	131.7
After Proposal	SUNABEDA GSS	OMP EXPRESS FEEDER	2307.51	41.59	22.68					
Before Proposal	AKHUSIGH GSS	GUDARI	3067.89	85.24	51.04	10.04	87987.18	3.51	3264.2	196.3

Stage	Grid	33kV Feeder	Peak Loading (kW)	Losses at peak loading (kW)	Avg.Loss reduction (kW)-(LLF – 0.48)	Avg. Loss reduction (kw)	Unit saved annually (kWH)	Annual saving (Rs Lacs)-(Rs 3.99/Unit)	LG in kW (Considered for 1 year)	Additional LG(Kw
After Proposal	AKHUSIGH GSS	GUDARI	3047.31	64.6	41					
Before Proposal	PARALAKHEMUNDI GSS	PARALAKHEMUNDI NEW	7442.7	135.56	71.92	17.32	151758.3	6.06	7874.4	431.7
After Proposal	PARALAKHEMUNDI GSS	PARALAKHEMUNDI NEW	7407.5	100.26	54.59					
Before Proposal	PARALAKHEMUNDI GSS	UPALLADA	8840.63	482.94	254.55	58.44	511896.6	20.42	9353.4	512.8
After Proposal	PARALAKHEMUNDI GSS	UPALLADA	8722.22	363.34	196.11					
Before Proposal	AKHUSIGH GSS	GUMUDA	5117.9	187.66	106.78	11.22	98289.11	3.92	5445.4	327.5
After Proposal	AKHUSIGH GSS	GUMUDA	5094.96	164.58	95.56					

5.2. Cost Benefit Analysis- 33kV Line Upgradation:

Revenue Return Sheet -33kV Budhamba Feeder System Strengthening				
Sr. No.	**Description**	**Formula**	**Value**	**UoM**
A	Total cost of scheme	-	138.95	Rs. Lac
B	Additional load due to load growth	-	771.73	kVA
C	Total kW due to load growth	Refer Technical Loss Calculation	694.56	kW
D	Total units consumed yearly (Load x days x Hrs. x load factor)	C*365*24*LF	608433	kWH
E	Power Purchase cost per unit	-	2.14	Rs.
F	Avg. Power Sale cost per unit	-	6.13	Rs.
G	Diff. (Sale-purchase)	F-E	3.99	Rs.
H	Revenue owing to serving additional load	G*D/(10^5)	24.28	Rs. Lac
I	Revenue owing to tech. loss reduction	Refer Technical Loss Calculation	59.96	Rs. Lac
J	Net Revenue Collected	H+I	84.23	Rs. Lac
K	% revenue return	(J/A)*100	60.6	%
L	Pay Back Period	100/K	1.65	Years

Revenue Return Sheet -33kV Budhamba Feeder System Strengthening				
Sr. No.	**Description**	**Formula**	**Value**	**UoM**
A	Total cost of scheme	-	83.37	Rs. Lac
B	Additional load due to load growth	-	771.73	kVA
C	Total kW due to load growth	Refer Technical Loss Calculation	694.56	kW
D	Total units consumed yearly (Load x days x Hrs. x load factor)	C*365*24*LF	608433	kWH
E	Power Purchase cost per unit	-	2.14	Rs.
F	Avg. Power Sale cost per unit	-	6.13	Rs.
G	Diff. (Sale-purchase)	F-E	3.99	Rs.
H	Revenue owing to serving additional load	G*D/(10^5)	24.28	Rs. Lac
I	Revenue owing to tech. loss reduction	Refer Technical Loss Calculation	102.29	Rs. Lac
J	Net Revenue Collected	H+I	126.56	Rs. Lac
K	% revenue return	(J/A)*100	151.8	%
L	Pay Back Period	100/K	0.66	Years

Revenue Return Sheet -33kV Buguda Feeder System Strengthening				
Sr. No.	**Description**	**Formula**	**Value**	**UoM**
A	Total cost of scheme	-	138.95	Rs. Lac
B	Additional load due to load growth	-	445.44	kVA
C	Total kW due to load growth	Refer Technical Loss Calculation	400.90	kW
D	Total units consumed yearly (Load x days x Hrs. x load factor)	C*365*24*LF	351188	kWH
E	Power Purchase cost per unit	-	2.14	Rs.
F	Avg. Power Sale cost per unit	-	6.13	Rs.
G	Diff. (Sale-purchase)	F-E	3.99	Rs.
H	Revenue owing to serving additional load	G*D/(10^5)	14.01	Rs. Lac
I	Revenue owing to tech. loss reduction	Refer Technical Loss Calculation	16.61	Rs. Lac
J	Net Revenue Collected	H+I	30.62	Rs. Lac
K	% revenue return	(J/A)*100	22.0	%
L	Pay Back Period	100/K	4.54	Years

Revenue Return Sheet -33kV CHIKITI (DIGAPAHANDI GSS) Feeder System Strengthening				
Sr. No.	**Description**	**Formula**	**Value**	**UoM**
A	Total cost of scheme	-	202.86	Rs. Lac
B	Additional load due to load growth	-	539.75	kVA
C	Total kW due to load growth	Refer Technical Loss Calculation	485.78	kW
D	Total units consumed yearly (Load x days x Hrs. x load factor)	C*365*24*LF	425541	kWH
E	Power Purchase cost per unit	-	2.14	Rs.
F	Avg. Power Sale cost per unit	-	6.13	Rs.
G	Diff. (Sale-purchase)	F-E	3.99	Rs.
H	Revenue owing to serving additional load	G*D/(10^5)	16.98	Rs. Lac
I	Revenue owing to tech. loss reduction	Refer Technical Loss Calculation	0.03	Rs. Lac
J	Net Revenue Collected	H+I	17.01	Rs. Lac
K	% revenue return	(J/A)*100	8.4	%
L	Pay Back Period	100/K	11.92	Years

Revenue Return Sheet -33kV PATRAPUR Feeder System Strengthening				
Sr. No.	**Description**	**Formula**	**Value**	**UoM**
A	Total cost of scheme	-	83.37	Rs. Lac
B	Additional load due to load growth	-	422.43	kVA
C	Total kW due to load growth	Refer Technical Loss Calculation	380.19	kW
D	Total units consumed yearly (Load x days x Hrs. x load factor)	C*365*24*LF	333046	kWH
E	Power Purchase cost per unit	-	2.14	Rs.
F	Avg. Power Sale cost per unit	-	6.13	Rs.
G	Diff. (Sale-purchase)	F-E	3.99	Rs.
H	Revenue owing to serving additional load	G*D/(10^5)	13.29	Rs. Lac
I	Revenue owing to tech. loss reduction	Refer Technical Loss Calculation	0.00	Rs. Lac
J	Net Revenue Collected	H+I	13.29	Rs. Lac
K	% revenue return	(J/A)*100	15.9	%
L	Pay Back Period	100/K	6.27	Years

Revenue Return Sheet -33kV Soroda (Aska Old)Feeder System Strengthening				
Sr. No.	**Description**	**Formula**	**Value**	**UoM**
A	Total cost of scheme	-	55.58	Rs. Lac
B	Additional load due to load growth	-	683.73	kVA
C	Total kW due to load growth	Refer Technical Loss Calculation	615.35	kW
D	Total units consumed yearly (Load x days x Hrs. x load factor)	C*365*24*LF	539049	kWH
E	Power Purchase cost per unit	-	2.14	Rs.
F	Avg. Power Sale cost per unit	-	6.13	Rs.
G	Diff. (Sale-purchase)	F-E	3.99	Rs.
H	Revenue owing to serving additional load	G*D/(10^5)	21.51	Rs. Lac
I	Revenue owing to tech. loss reduction	Refer Technical Loss Calculation	0.15	Rs. Lac
J	Net Revenue Collected	H+I	21.65	Rs. Lac
K	% revenue return	(J/A)*100	39.0	%
L	Pay Back Period	100/K	2.57	Years

Revenue Return Sheet -33kV Soroda (Aska Old)Feeder System Strengthening				
Sr. No.	**Description**	**Formula**	**Value**	**UoM**
A	Total cost of scheme	-	83.37	Rs. Lac
B	Additional load due to load growth	-	683.73	kVA
C	Total kW due to load growth	Refer Technical Loss Calculation	615.35	kW
D	Total units consumed yearly (Load x days x Hrs. x load factor)	C*365*24*LF	539049	kWH
E	Power Purchase cost per unit	-	2.14	Rs.
F	Avg. Power Sale cost per unit	-	6.13	Rs.
G	Diff. (Sale-purchase)	F-E	3.99	Rs.
H	Revenue owing to serving additional load	G*D/(10^5)	21.51	Rs. Lac
I	Revenue owing to tech. loss reduction	Refer Technical Loss Calculation	1.99	Rs. Lac
J	Net Revenue Collected	H+I	23.50	Rs. Lac
K	% revenue return	(J/A)*100	28.2	%
L	Pay Back Period	100/K	3.55	Years

Revenue Return Sheet -33kV Soroda (Aska Old)Feeder System Strengthening				
Sr. No.	**Description**	**Formula**	**Value**	**UoM**
A	Total cost of scheme	-	83.37	Rs. Lac
B	Additional load due to load growth	-	683.73	kVA
C	Total kW due to load growth	Refer Technical Loss Calculation	615.35	kW
D	Total units consumed yearly (Load x days x Hrs. x load factor)	C*365*24*LF	539049	kWH
E	Power Purchase cost per unit	-	2.14	Rs.
F	Avg. Power Sale cost per unit	-	6.13	Rs.
G	Diff. (Sale-purchase)	F-E	3.99	Rs.
H	Revenue owing to serving additional load	G*D/(10^5)	21.51	Rs. Lac
I	Revenue owing to tech. loss reduction	Refer Technical Loss Calculation	7.71	Rs. Lac
J	Net Revenue Collected	H+I	29.21	Rs. Lac
K	% revenue return	(J/A)*100	35.0	%
L	Pay Back Period	100/K	2.85	Years

Revenue Return Sheet -33kV BADAMADHAPUR Feeder System Strengthening				
Sr. No.	**Description**	**Formula**	**Value**	**UoM**
A	Total cost of scheme	-	48.63	Rs. Lac
B	Additional load due to load growth	-	335.64	kVA
C	Total kW due to load growth	Refer Technical Loss Calculation	302.08	kW
D	Total units consumed yearly (Load x days x Hrs. x load factor)	C*365*24*LF	264618	kWH
E	Power Purchase cost per unit	-	2.14	Rs.
F	Avg. Power Sale cost per unit	-	6.13	Rs.
G	Diff. (Sale-purchase)	F-E	3.99	Rs.
H	Revenue owing to serving additional load	G*D/(10^5)	10.56	Rs. Lac
I	Revenue owing to tech. loss reduction	Refer Technical Loss Calculation	0.50	Rs. Lac
J	Net Revenue Collected	H+I	11.06	Rs. Lac
K	% revenue return	(J/A)*100	22.7	%
L	Pay Back Period	100/K	4.40	Years

Revenue Return Sheet -33kV HINJILI (PURUSOTTAM PUR GSS) Feeder System Strengthening				
Sr. No.	**Description**	**Formula**	**Value**	**UoM**
A	Total cost of scheme	-	97.26	Rs. Lac
B	Additional load due to load growth	-	440.84	kVA
C	Total kW due to load growth	Refer Technical Loss Calculation	396.76	kW
D	Total units consumed yearly (Load x days x Hrs. x load factor)	C*365*24*LF	347562	kWH
E	Power Purchase cost per unit	-	2.14	Rs.
F	Avg. Power Sale cost per unit	-	6.13	Rs.
G	Diff. (Sale-purchase)	F-E	3.99	Rs.
H	Revenue owing to serving additional load	G*D/(10^5)	13.87	Rs. Lac
I	Revenue owing to tech. loss reduction	Refer Technical Loss Calculation	0.79	Rs. Lac
J	Net Revenue Collected	H+I	14.66	Rs. Lac
K	% revenue return	(J/A)*100	15.1	%
L	Pay Back Period	100/K	6.64	Years

Revenue Return Sheet -33kV KHALIKHOTE Feeder System Strengthening				
Sr. No.	**Description**	**Formula**	**Value**	**UoM**
A	Total cost of scheme	-	55.58	Rs. Lac
B	Additional load due to load growth	-	529.01	kVA
C	Total kW due to load growth	Refer Technical Loss Calculation	476.11	kW
D	Total units consumed yearly (Load x days x Hrs. x load factor)	C*365*24*LF	417072	kWH
E	Power Purchase cost per unit	-	2.14	Rs.
F	Avg. Power Sale cost per unit	-	6.13	Rs.
G	Diff. (Sale-purchase)	F-E	3.99	Rs.
H	Revenue owing to serving additional load	G*D/(10^5)	16.64	Rs. Lac
I	Revenue owing to tech. loss reduction	Refer Technical Loss Calculation	0.46	Rs. Lac
J	Net Revenue Collected	H+I	17.10	Rs. Lac
K	% revenue return	(J/A)*100	30.8	%
L	Pay Back Period	100/K	3.25	Years

Revenue Return Sheet -33kV KHALIKHOTE Feeder System Strengthening				
Sr. No.	**Description**	**Formula**	**Value**	**UoM**
A	Total cost of scheme	-	125.05	Rs. Lac
B	Additional load due to load growth	-	529.01	kVA
C	Total kW due to load growth	Refer Technical Loss Calculation	476.11	kW
D	Total units consumed yearly (Load x days x Hrs. x load factor)	C*365*24*LF	417072	kWH
E	Power Purchase cost per unit	-	2.14	Rs.
F	Avg. Power Sale cost per unit	-	6.13	Rs.
G	Diff. (Sale-purchase)	F-E	3.99	Rs.
H	Revenue owing to serving additional load	G*D/(10^5)	16.64	Rs. Lac
I	Revenue owing to tech. loss reduction	Refer Technical Loss Calculation	0.03	Rs. Lac
J	Net Revenue Collected	H+I	16.67	Rs. Lac
K	% revenue return	(J/A)*100	13.3	%
L	Pay Back Period	100/K	7.50	Years

Revenue Return Sheet -33kV RAMBHA (CHATRAPUR GSS) Feeder System Strengthening				
Sr. No.	**Description**	**Formula**	**Value**	**UoM**
A	Total cost of scheme	-	41.68	Rs. Lac
B	Additional load due to load growth	-	1114.72	kVA
C	Total kW due to load growth	Refer Technical Loss Calculation	1003.25	kW
D	Total units consumed yearly (Load x days x Hrs. x load factor)	C*365*24*LF	878844	kWH
E	Power Purchase cost per unit	-	2.14	Rs.
F	Avg. Power Sale cost per unit	-	6.13	Rs.
G	Diff. (Sale-purchase)	F-E	3.99	Rs.
H	Revenue owing to serving additional load	G*D/(10^5)	35.07	Rs. Lac
I	Revenue owing to tech. loss reduction	Refer Technical Loss Calculation	3.58	Rs. Lac
J	Net Revenue Collected	H+I	38.64	Rs. Lac
K	% revenue return	(J/A)*100	92.7	%
L	Pay Back Period	100/K	1.08	Years

Revenue Return Sheet -33kV RAMBHA UG (GANJAM GSS) Feeder System Strengthening				
Sr. No.	**Description**	**Formula**	**Value**	**UoM**
A	Total cost of scheme	-	41.68	Rs. Lac
B	Additional load due to load growth	-	1084.58	kVA
C	Total kW due to load growth	Refer Technical Loss Calculation	976.13	kW
D	Total units consumed yearly (Load x days x Hrs. x load factor)	C*365*24*LF	855086	kWH
E	Power Purchase cost per unit	-	2.14	Rs.
F	Avg. Power Sale cost per unit	-	6.13	Rs.
G	Diff. (Sale-purchase)	F-E	3.99	Rs.
H	Revenue owing to serving additional load	G*D/(10^5)	34.12	Rs. Lac
I	Revenue owing to tech. loss reduction	Refer Technical Loss Calculation	21.06	Rs. Lac
J	Net Revenue Collected	H+I	55.18	Rs. Lac
K	% revenue return	(J/A)*100	132.4	%
L	Pay Back Period	100/K	0.76	Years

Revenue Return Sheet -33kV MALUD Feeder System Strengthening				
Sr. No.	**Description**	**Formula**	**Value**	**UoM**
A	Total cost of scheme	-	55.58	Rs. Lac
B	Additional load due to load growth	-	560.29	kVA
C	Total kW due to load growth	Refer Technical Loss Calculation	504.26	kW
D	Total units consumed yearly (Load x days x Hrs. x load factor)	C*365*24*LF	441735	kWH
E	Power Purchase cost per unit	-	2.14	Rs.
F	Avg. Power Sale cost per unit	-	6.13	Rs.
G	Diff. (Sale-purchase)	F-E	3.99	Rs.
H	Revenue owing to serving additional load	G*D/(10^5)	17.63	Rs. Lac
I	Revenue owing to tech. loss reduction	Refer Technical Loss Calculation	1.65	Rs. Lac
J	Net Revenue Collected	H+I	19.27	Rs. Lac
K	% revenue return	(J/A)*100	34.7	%
L	Pay Back Period	100/K	2.88	Years

Revenue Return Sheet -33kV GANJAM Feeder System Strengthening				
Sr. No.	**Description**	**Formula**	**Value**	**UoM**
A	Total cost of scheme	-	5.27	Rs. Lac
B	Additional load due to load growth	-	260.83	kVA
C	Total kW due to load growth	Refer Technical Loss Calculation	234.74	kW
D	Total units consumed yearly (Load x days x Hrs. x load factor)	C*365*24*LF	205636	kWH
E	Power Purchase cost per unit	-	2.14	Rs.
F	Avg. Power Sale cost per unit	-	6.13	Rs.
G	Diff. (Sale-purchase)	F-E	3.99	Rs.
H	Revenue owing to serving additional load	G*D/(10^5)	8.20	Rs. Lac
I	Revenue owing to tech. loss reduction	Refer Technical Loss Calculation	0.04	Rs. Lac
J	Net Revenue Collected	H+I	8.24	Rs. Lac
K	% revenue return	(J/A)*100	156.4	%
L	Pay Back Period	100/K	0.64	Years

Revenue Return Sheet -33kV SORODA (BHANJANAGAR GSS) Feeder System Strengthening				
Sr. No.	**Description**	**Formula**	**Value**	**UoM**
A	Total cost of scheme	-	135.38	Rs. Lac
B	Additional load due to load growth	-	387.62	kVA
C	Total kW due to load growth	Refer Technical Loss Calculation	348.86	kW
D	Total units consumed yearly (Load x days x Hrs. x load factor)	C*365*24*LF	305599	kWH
E	Power Purchase cost per unit	-	2.14	Rs.
F	Avg. Power Sale cost per unit	-	6.13	Rs.
G	Diff. (Sale-purchase)	F-E	3.99	Rs.
H	Revenue owing to serving additional load	G*D/(10^5)	12.19	Rs. Lac
I	Revenue owing to tech. loss reduction	Refer Technical Loss Calculation	0.42	Rs. Lac
J	Net Revenue Collected	H+I	12.61	Rs. Lac
K	% revenue return	(J/A)*100	9.3	%
L	Pay Back Period	100/K	10.74	Years

Revenue Return Sheet -33kV PHULBANI Feeder System Strengthening				
Sr. No.	**Description**	**Formula**	**Value**	**UoM**
A	Total cost of scheme	-	27.79	Rs. Lac
B	Additional load due to load growth	-	733.20	kVA
C	Total kW due to load growth	Refer Technical Loss Calculation	659.88	kW
D	Total units consumed yearly (Load x days x Hrs. x load factor)	C*365*24*LF	578051	kWH
E	Power Purchase cost per unit	-	2.14	Rs.
F	Avg. Power Sale cost per unit	-	6.13	Rs.
G	Diff. (Sale-purchase)	F-E	3.99	Rs.
H	Revenue owing to serving additional load	G*D/(10^5)	23.06	Rs. Lac
I	Revenue owing to tech. loss reduction	Refer Technical Loss Calculation	9.70	Rs. Lac
J	Net Revenue Collected	H+I	32.76	Rs. Lac
K	% revenue return	(J/A)*100	117.9	%
L	Pay Back Period	100/K	0.85	Years

Revenue Return Sheet -33kV PURUNAKATAK Feeder System Strengthening				
Sr. No.	**Description**	**Formula**	**Value**	**UoM**
A	Total cost of scheme	-	166.74	Rs. Lac
B	Additional load due to load growth	-	457.05	kVA
C	Total kW due to load growth	Refer Technical Loss Calculation	411.34	kW
D	Total units consumed yearly (Load x days x Hrs. x load factor)	C*365*24*LF	360337	kWH
E	Power Purchase cost per unit	-	2.14	Rs.
F	Avg. Power Sale cost per unit	-	6.13	Rs.
G	Diff. (Sale-purchase)	F-E	3.99	Rs.
H	Revenue owing to serving additional load	G*D/(10^5)	14.38	Rs. Lac
I	Revenue owing to tech. loss reduction	Refer Technical Loss Calculation	17.20	Rs. Lac
J	Net Revenue Collected	H+I	31.57	Rs. Lac
K	% revenue return	(J/A)*100	18.9	%
L	Pay Back Period	100/K	5.28	Years

Revenue Return Sheet -33kV BELAGUNTHA Feeder System Strengthening				
Sr. No.	**Description**	**Formula**	**Value**	**UoM**
A	Total cost of scheme	-	152.80	Rs. Lac
B	Additional load due to load growth	-	602.20	kVA
C	Total kW due to load growth	Refer Technical Loss Calculation	541.98	kW
D	Total units consumed yearly (Load x days x Hrs. x load factor)	C*365*24*LF	474776	kWH
E	Power Purchase cost per unit	-	2.14	Rs.
F	Avg. Power Sale cost per unit	-	6.13	Rs.
G	Diff. (Sale-purchase)	F-E	3.99	Rs.
H	Revenue owing to serving additional load	G*D/(10^5)	18.94	Rs. Lac
I	Revenue owing to tech. loss reduction	Refer Technical Loss Calculation	7.23	Rs. Lac
J	Net Revenue Collected	H+I	26.18	Rs. Lac
K	% revenue return	(J/A)*100	17.1	%
L	Pay Back Period	100/K	5.84	Years

Revenue Return Sheet -33kV LOCHAPADA Feeder System Strengthening				
Sr. No.	**Description**	**Formula**	**Value**	**UoM**
A	Total cost of scheme	-	79.12	Rs. Lac
B	Additional load due to load growth	-	781.54	kVA
C	Total kW due to load growth	Refer Technical Loss Calculation	703.38	kW
D	Total units consumed yearly (Load x days x Hrs. x load factor)	C*365*24*LF	616163	kWH
E	Power Purchase cost per unit	-	2.14	Rs.
F	Avg. Power Sale cost per unit	-	6.13	Rs.
G	Diff. (Sale-purchase)	F-E	3.99	Rs.
H	Revenue owing to serving additional load	G*D/(10^5)	24.58	Rs. Lac
I	Revenue owing to tech. loss reduction	Refer Technical Loss Calculation	19.81	Rs. Lac
J	Net Revenue Collected	H+I	44.39	Rs. Lac
K	% revenue return	(J/A)*100	56.1	%
L	Pay Back Period	100/K	1.78	Years

Revenue Return Sheet -33kV BHANJABIHAR Feeder System Strengthening				
Sr. No.	**Description**	**Formula**	**Value**	**UoM**
A	Total cost of scheme	-	22.23	Rs. Lac
B	Additional load due to load growth	-	660.37	kVA
C	Total kW due to load growth	Refer Technical Loss Calculation	594.33	kW
D	Total units consumed yearly (Load x days x Hrs x load factor)	C*365*24*LF	520636	kWH
E	Power Purchase cost per unit	-	2.14	Rs.
F	Avg. Power Sale cost per unit	-	6.13	Rs.
G	Diff. (Sale-purchase)	F-E	3.99	Rs.
H	Revenue owing to serving additional load	G*D/(10^5)	20.77	Rs. Lac
I	Revenue owing to tech. loss reduction	Refer Technical Loss Calculation	0.40	Rs. Lac
J	Net Revenue Collected	H+I	21.17	Rs. Lac
K	% revenue return	(J/A)*100	95.2	%
L	Pay Back Period	100/K	1.05	Years

Revenue Return Sheet -33kV CHIKITI(BERHAMPUR GSS) & KANISI (BERHAMPUR GSS) FEEDER(HINJILI GSS) Feeder System Strengthening				
Sr. No.	**Description**	**Formula**	**Value**	**UoM**
A	Total cost of scheme	-	20.84	Rs. Lac
B	Additional load due to load growth	-	539.55	kVA
C	Total kW due to load growth	Refer Technical Loss Calculation	485.60	kW
D	Total units consumed yearly (Load x days x Hrs x load factor)	C*365*24*LF	425382	kWH
E	Power Purchase cost per unit	-	2.14	Rs.
F	Avg. Power Sale cost per unit	-	6.13	Rs.
G	Diff. (Sale-purchase)	F-E	3.99	Rs.
H	Revenue owing to serving additional load	G*D/(10^5)	16.97	Rs. Lac
I	Revenue owing to tech. loss reduction	Refer Technical Loss Calculation	0.00	Rs. Lac
J	Net Revenue Collected	H+I	16.97	Rs. Lac
K	% revenue return	(J/A)*100	81.4	%
L	Pay Back Period	100/K	1.23	Years

Revenue Return Sheet -33kV CHIKITI(BERHAMPUR GSS) Feeder System Strengthening				
Sr. No.	**Description**	**Formula**	**Value**	**UoM**
A	Total cost of scheme	-	125.05	Rs. Lac
B	Additional load due to load growth	-	539.55	kVA
C	Total kW due to load growth	Refer Technical Loss Calculation	485.60	kW
D	Total units consumed yearly (Load x days x Hrs x load factor)	C*365*24*LF	425382	kWH
E	Power Purchase cost per unit	-	2.14	Rs.
F	Avg. Power Sale cost per unit	-	6.13	Rs.
G	Diff. (Sale-purchase)	F-E	3.99	Rs.
H	Revenue owing to serving additional load	G*D/(10^5)	16.97	Rs. Lac
I	Revenue owing to tech. loss reduction	Refer Technical Loss Calculation	18.30	Rs. Lac
J	Net Revenue Collected	H+I	35.27	Rs. Lac
K	% revenue return	(J/A)*100	28.2	%
L	Pay Back Period	100/K	3.55	Years

Revenue Return Sheet -33kV JHARIGAON Feeder System Strengthening				
Sr. No.	**Description**	**Formula**	**Value**	**UoM**
A	Total cost of scheme	-	125.05	Rs. Lac
B	Additional load due to load growth	-	545.02	kVA
C	Total kW due to load growth	Refer Technical Loss Calculation	490.52	kW
D	Total units consumed yearly (Load x days x Hrs x load factor)	C*365*24*LF	429694	kWH
E	Power Purchase cost per unit	-	2.14	Rs.
F	Avg. Power Sale cost per unit	-	6.13	Rs.
G	Diff. (Sale-purchase)	F-E	3.99	Rs.
H	Revenue owing to serving additional load	G*D/(10^5)	17.14	Rs. Lac
I	Revenue owing to tech. loss reduction	Refer Technical Loss Calculation	4.88	Rs. Lac
J	Net Revenue Collected	H+I	22.02	Rs. Lac
K	% revenue return	(J/A)*100	17.6	%
L	Pay Back Period	100/K	5.68	Years

Revenue Return Sheet -33kV NABARANGAPUR NO-II Feeder System Strengthening				
Sr. No.	**Description**	**Formula**	**Value**	**UoM**
A	Total cost of scheme	-	125.05	Rs. Lac
B	Additional load due to load growth	-	1032.77	kVA
C	Total kW due to load growth	Refer Technical Loss Calculation	929.50	kW
D	Total units consumed yearly (Load x days x Hrs x load factor)	C*365*24*LF	814238	kWH
E	Power Purchase cost per unit	-	2.14	Rs.
F	Avg. Power Sale cost per unit	-	6.13	Rs.
G	Diff. (Sale-purchase)	F-E	3.99	Rs.
H	Revenue owing to serving additional load	G*D/(10^5)	32.49	Rs. Lac
I	Revenue owing to tech. loss reduction	Refer Technical Loss Calculation	37.84	Rs. Lac
J	Net Revenue Collected	H+I	70.33	Rs. Lac
K	% revenue return	(J/A)*100	56.2	%
L	Pay Back Period	100/K	1.78	Years

Revenue Return Sheet -33kV LAXMIPUR Feeder System Strengthening				
Sr. No.	**Description**	**Formula**	**Value**	**UoM**
A	Total cost of scheme	-	27.79	Rs. Lac
B	Additional load due to load growth	-	537.11	kVA
C	Total kW due to load growth	Refer Technical Loss Calculation	483.40	kW
D	Total units consumed yearly (Load x days x Hrs x load factor)	C*365*24*LF	423456	kWH
E	Power Purchase cost per unit	-	2.14	Rs.
F	Avg. Power Sale cost per unit	-	6.13	Rs.
G	Diff. (Sale-purchase)	F-E	3.99	Rs.
H	Revenue owing to serving additional load	G*D/(10^5)	16.90	Rs. Lac
I	Revenue owing to tech. loss reduction	Refer Technical Loss Calculation	1.45	Rs. Lac
J	Net Revenue Collected	H+I	18.35	Rs. Lac
K	% revenue return	(J/A)*100	66.0	%
L	Pay Back Period	100/K	1.51	Years

Revenue Return Sheet -33kV OMP EXPRESS Feeder System Strengthening				
Sr. No.	**Description**	**Formula**	**Value**	**UoM**
A	Total cost of scheme	-	41.68	Rs. Lac
B	Additional load due to load growth	-	146.30	kVA
C	Total kW due to load growth	Refer Technical Loss Calculation	131.67	kW
D	Total units consumed yearly (Load x days x Hrs x load factor)	C*365*24*LF	115341	kWH
E	Power Purchase cost per unit	-	2.14	Rs.
F	Avg. Power Sale cost per unit	-	6.13	Rs.
G	Diff. (Sale-purchase)	F-E	3.99	Rs.
H	Revenue owing to serving additional load	G*D/(10^5)	4.60	Rs. Lac
I	Revenue owing to tech. loss reduction	Refer Technical Loss Calculation	0.42	Rs. Lac
J	Net Revenue Collected	H+I	5.02	Rs. Lac
K	% revenue return	(J/A)*100	12.1	%
L	Pay Back Period	100/K	8.30	Years

Revenue Return Sheet -33kV GUDARI Feeder System Strengthening				
Sr. No.	**Description**	**Formula**	**Value**	**UoM**
A	Total cost of scheme	-	97.26	Rs. Lac
B	Additional load due to load growth	-	218.16	kVA
C	Total kW due to load growth	Refer Technical Loss Calculation	196.35	kW
D	Total units consumed yearly (Load x days x Hrs x load factor)	C*365*24*LF	171998	kWH
E	Power Purchase cost per unit	-	2.14	Rs.
F	Avg. Power Sale cost per unit	-	6.13	Rs.
G	Diff. (Sale-purchase)	F-E	3.99	Rs.
H	Revenue owing to serving additional load	G*D/(10^5)	6.86	Rs. Lac
I	Revenue owing to tech. loss reduction	Refer Technical Loss Calculation	3.51	Rs. Lac
J	Net Revenue Collected	H+I	10.37	Rs. Lac
K	% revenue return	(J/A)*100	10.7	%
L	Pay Back Period	100/K	9.38	Years

Revenue Return Sheet -33kV PARALAKHEMUNDI NEW Feeder System Strengthening				
Sr. No.	**Description**	**Formula**	**Value**	**UoM**
A	Total cost of scheme	-	63.92	Rs. Lac
B	Additional load due to load growth	-	479.64	kVA
C	Total kW due to load growth	Refer Technical Loss Calculation	431.68	kW
D	Total units consumed yearly (Load x days x Hrs x load factor)	C*365*24*LF	378149	kWH
E	Power Purchase cost per unit	-	2.14	Rs.
F	Avg. Power Sale cost per unit	-	6.13	Rs.
G	Diff. (Sale-purchase)	F-E	3.99	Rs.
H	Revenue owing to serving additional load	G*D/(10^5)	15.09	Rs. Lac
I	Revenue owing to tech. loss reduction	Refer Technical Loss Calculation	6.06	Rs. Lac
J	Net Revenue Collected	H+I	21.14	Rs. Lac
K	% revenue return	(J/A)*100	33.1	%
L	Pay Back Period	100/K	3.02	Years

Revenue Return Sheet -33kV UPALADA Feeder System Strengthening				
Sr. No.	**Description**	**Formula**	**Value**	**UoM**
A	Total cost of scheme	-	125.05	Rs. Lac
B	Additional load due to load growth	-	569.73	kVA
C	Total kW due to load growth	Refer Technical Loss Calculation	512.76	kW
D	Total units consumed yearly (Load x days x Hrs x load factor)	C*365*24*LF	449175	kWH
E	Power Purchase cost per unit	-	2.14	Rs.
F	Avg. Power Sale cost per unit	-	6.13	Rs.
G	Diff. (Sale-purchase)	F-E	3.99	Rs.
H	Revenue owing to serving additional load	G*D/(10^5)	17.92	Rs. Lac
I	Revenue owing to tech. loss reduction	Refer Technical Loss Calculation	20.42	Rs. Lac
J	Net Revenue Collected	H+I	38.35	Rs. Lac
K	% revenue return	(J/A)*100	30.7	%
L	Pay Back Period	100/K	3.26	Years

Revenue Return Sheet -33kV GUMUDA Feeder System Strengthening				
Sr. No.	**Description**	**Formula**	**Value**	**UoM**
A	Total cost of scheme	-	166.74	Rs. Lac
B	Additional load due to load growth	-	363.94	kVA
C	Total kW due to load growth	Refer Technical Loss Calculation	327.55	kW
D	Total units consumed yearly (Load x days x Hrs x load factor)	C*365*24*LF	286930	kWH
E	Power Purchase cost per unit	-	2.14	Rs.
F	Avg. Power Sale cost per unit	-	6.13	Rs.
G	Diff. (Sale-purchase)	F-E	3.99	Rs.
H	Revenue owing to serving additional load	G*D/(10^5)	11.45	Rs. Lac
I	Revenue owing to tech. loss reduction	Refer Technical Loss Calculation	3.92	Rs. Lac
J	Net Revenue Collected	H+I	15.37	Rs. Lac
K	% revenue return	(J/A)*100	9.2	%
L	Pay Back Period	100/K	10.85	Years

5.3. Technical Loss Calculation 33kV New Line

Stage	Grid	33kV Feeder	Location From-To	Peak Loading (kW)	Losses at peak loading (kW)	Avg.Loss reduction (kW) (LLF – 0.48)	Avg.Loss reduction	Unit saved annually (kWH)	Annual saving (Rs Lacs) (Rs 3.99/Unit)	LG	Additional
Before Proposal	BERHAMPUR GSS	NIMAKHANDI (BERHAMPUR)	Narendrapur GSS-Nimakhandi PSS	9553.21	301.55	156.09	21.41	187529.06	7.48	9983.10	9679.89
After Proposal	BERHAMPUR GSS	NIMAKHANDI (BERHAMPUR)		9509.44	258.21	134.69					
Before Proposal	BERHAMPUR GSS	HINJILICUT (BERHAMPUR)	Mahurikalua-Kukudakhandi	3798.01	62.51	35.40	0.06	561.05	0.02	3968.92	820.91
After Proposal	BERHAMPUR GSS	HINJILICUT (BERHAMPUR)		3797.88	62.38	35.34					
Before Proposal	BERHAMPUR GSS	CHIKITI (BERHAMPUR)	Mantridi PSS-Mantridi LILO	10791.01	629.42	313.75	2.18	19083.91	0.76	11276.61	485.60
After Proposal	BERHAMPUR GSS	CHIKITI (BERHAMPUR)		10786.63	624.97	311.57					
Before Proposal	GANJAM GSS	RAMBHA (GANJAM)	Sakiri PSS-Sakiri LILO	8955.28	487.27	254.88	60.20	527314.37	21.04	9931.40	976.13
After Proposal	GANJAM GSS	RAMBHA (GANJAM)		8833.32	364.16	194.69					
Before Proposal	ASKA NEW GSS	BUGUDA	Sankulei-Buguda	8018.00	511.67	266.28	35.98	315173.51	12.58	8418.90	3608.90
After Proposal	ASKA NEW GSS	BUGUDA		7942.52	438.55	230.30					
Before Proposal	MOHANA GSS	DARINGIBADI (MOHANA)	Paniganda PSS-Paniganda LILO	2308.93	48.77	42.49	0.04	328.43	0.01	2442.85	233.92
After Proposal	MOHANA GSS	DARINGIBADI (MOHANA)		2308.85	48.68	42.45					
Before Proposal	BOIPARIGUDA GSS	BOIPARIGUDA	Tanginiguda-Dasmantpur	4982.74	165.88	104.47	0.08	742.98	0.03	5226.89	3230.15
After Proposal	BOIPARIGUDA GSS	BOIPARIGUDA		4982.56	165.71	104.39					

Stage	Grid	33kV Feeder	Location From-To	Peak Loading (kW)	Losses at peak loading (kW)	Avg.Loss reduction (kW) (LLF – 0.48)	Avg.Loss reduction	Unit saved annually (kWH)	Annual saving (Rs Lacs) (Rs 3.99/Unit)	LG	Additional
Before Proposal	SUNABEDA GSS	OMP	Near Sunabeda PSS-Sunabeda PSS	2309.96	44.05	23.88	3.27	28629.23	1.14	2441.62	1531.67
After Proposal	SUNABEDA GSS	OMP		2303.31	37.38	20.61					
Before Proposal	UMERKOTE GSS	BEHEDA	Raighar GSS-Jhunkipara Location	10377.53	960.40	486.39	347.49	3044050.47	121.46	11238.87	861.34
After Proposal	UMERKOTE GSS	BEHEDA		5937.55	259.17	138.89					
Before Proposal	BALIMELA GSS	MALKANGIRI (BALIMELA)	Malkangiri GSS-Korkunda	2157.31	64.41	40.18	15.77	138174.69	5.51	2338.52	181.21
After Proposal	BALIMELA GSS	MALKANGIRI (BALIMELA)		192.11	0.28	0.14					
New Proposal	MALKANGIRI GSS	KORKUNDA		1931.85	31.45	24.27					

5.4. Cost Benefit Analysis- 33kV New Line:

Revenue Return Sheet -33kV NIMAKHANDI FEEDER (Location-Narendrapur GSS-Nimakhandi PSS)-New Link Line				
Sr. No.	Description	Formula	Value	UoM
A	Total cost of scheme	-	573.00	Rs. Lac
B	Additional load due to load growth	-	10755.44	kVA
C	Total kW due to load growth	Refer Technical Loss Calculation	9679.89	kW
D	Total units consumed yearly (Load x days x Hrs x load factor)	C*365*24*LF	774392	kWH
E	Power Purchase cost per unit	-	2.14	Rs.
F	Avg. Power Sale cost per unit	-	6.13	Rs.
G	Diff. (Sale-purchase)	F-E	3.99	Rs.
H	Revenue owing to serving additional load	G*D/(10^5)	30.90	Rs. Lac
I	Revenue owing to tech. loss reduction	Refer Technical Loss Calculation	7.48	Rs. Lac
J	Net Revenue Collected	H+I	38.38	Rs. Lac
K	% revenue return	(J/A)*100	6.7	%
L	Pay Back Period	100/K	14.93	Years

Revenue Return Sheet -33kV HINJILICUT(BERHAMPUR) FEEDER (Location-Mahurikalua-Kukudakhandi)-New Link Line				
Sr. No.	**Description**	**Formula**	**Value**	**UoM**
A	Total cost of scheme	-	374.00	Rs. Lac
B	Additional load due to load growth	-	912.12	kVA
C	Total kW due to load growth	Refer Technical Loss Calculation	820.91	kW
D	Total units consumed yearly (Load x days x Hrs x load factor)	C*365*24*LF	719118	kWH
E	Power Purchase cost per unit	-	2.14	Rs.
F	Avg. Power Sale cost per unit	-	6.13	Rs.
G	Diff. (Sale-purchase)	F-E	3.99	Rs.
H	Revenue owing to serving additional load	G*D/(10^5)	28.69	Rs. Lac
I	Revenue owing to tech. loss reduction	Refer Technical Loss Calculation	0.02	Rs. Lac
J	Net Revenue Collected	H+I	28.72	Rs. Lac
K	% revenue return	(J/A)*100	7.7	%
L	Pay Back Period	100/K	13.02	Years

Revenue Return Sheet -33kV CHIKITI(BERHAMPUR) FEEDER (Location-Mantridi PSS-Mantridi LILO)-New Link Line				
Sr. No.	**Description**	**Formula**	**Value**	**UoM**
A	Total cost of scheme	-	89.00	Rs. Lac
B	Additional load due to load growth	-	539.55	kVA
C	Total kW due to load growth	Refer Technical Loss Calculation	485.60	kW
D	Total units consumed yearly (Load x days x Hrs x load factor)	C*365*24*LF	425382	kWH
E	Power Purchase cost per unit	-	2.14	Rs.
F	Avg. Power Sale cost per unit	-	6.13	Rs.
G	Diff. (Sale-purchase)	F-E	3.99	Rs.
H	Revenue owing to serving additional load	G*D/(10^5)	16.97	Rs. Lac
I	Revenue owing to tech. loss reduction	Refer Technical Loss Calculation	0.76	Rs. Lac
J	Net Revenue Collected	H+I	17.73	Rs. Lac
K	% revenue return	(J/A)*100	19.9	%
L	Pay Back Period	100/K	5.02	Years

Revenue Return Sheet -33kV RAMBHA(GANJAM) FEEDER (Location-Sakiri PSS-Sakiri LILO)-New Link Line				
Sr. No.	**Description**	**Formula**	**Value**	**UoM**
A	Total cost of scheme	-	64.00	Rs. Lac
B	Additional load due to load growth	-	1084.58	kVA
C	Total kW due to load growth	Refer Technical Loss Calculation	976.13	kW
D	Total units consumed yearly (Load x days x Hrs x load factor)	C*365*24*LF	855086	kWH
E	Power Purchase cost per unit	-	2.14	Rs.

F	Avg. Power Sale cost per unit	-	6.13	Rs.
G	Diff. (Sale-purchase)	F-E	3.99	Rs.
H	Revenue owing to serving additional load	G*D/(10^5)	34.12	Rs. Lac
I	Revenue owing to tech. loss reduction	Refer Technical Loss Calculation	21.04	Rs. Lac
J	Net Revenue Collected	H+I	55.16	Rs. Lac
K	% revenue return	(J/A)*100	86.2	%
L	Pay Back Period	100/K	1.16	Years

Revenue Return Sheet -33kV BUGUDA FEEDER (Location-Sankulei-Buguda)-New Link Line				
Sr. No.	**Description**	**Formula**	**Value**	**UoM**
A	Total cost of scheme	-	305.00	Rs. Lac
B	Additional load due to load growth	-	4009.89	kVA
C	Total kW due to load growth	Refer Technical Loss Calculation	3608.90	kW
D	Total units consumed yearly (Load x days x Hrs x load factor)	C*365*24*LF	288712	kWH
E	Power Purchase cost per unit	-	2.14	Rs.
F	Avg. Power Sale cost per unit	-	6.13	Rs.
G	Diff. (Sale-purchase)	F-E	3.99	Rs.
H	Revenue owing to serving additional load	G*D/(10^5)	11.52	Rs. Lac
I	Revenue owing to tech. loss reduction	Refer Technical Loss Calculation	12.58	Rs. Lac
J	Net Revenue Collected	H+I	24.10	Rs. Lac
K	% revenue return	(J/A)*100	7.9	%
L	Pay Back Period	100/K	12.66	Years

Revenue Return Sheet -33kV DARINGIBADI(MOHANA) FEEDER (Location-Paniganda PSS-Paniganda LILO)-New Link Line				
Sr. No.	**Description**	**Formula**	**Value**	**UoM**
A	Total cost of scheme	-	103.00	Rs. Lac
B	Additional load due to load growth	-	259.91	kVA
C	Total kW due to load growth	Refer Technical Loss Calculation	233.92	kW
D	Total units consumed yearly (Load x days x Hrs x load factor)	C*365*24*LF	204912	kWH
E	Power Purchase cost per unit	-	2.14	Rs.
F	Avg. Power Sale cost per unit	-	6.13	Rs.
G	Diff. (Sale-purchase)	F-E	3.99	Rs.

H	Revenue owing to serving additional load	G*D/(10^5)	8.18	Rs. Lac
I	Revenue owing to tech. loss reduction	Refer Technical Loss Calculation	0.01	Rs. Lac
J	Net Revenue Collected	H+I	8.19	Rs. Lac
K	% revenue return	(J/A)*100	8.0	%
L	Pay Back Period	100/K	12.58	Years

Revenue Return Sheet -33kV BOIPARIGUDA FEEDER (Location-Tanginiguda-Dasmantpur)-New Link Line				
Sr. No.	**Description**	**Formula**	**Value**	**UoM**
A	Total cost of scheme	-	154.00	Rs. Lac
B	Additional load due to load growth	-	3589.06	kVA
C	Total kW due to load growth	Refer Technical Loss Calculation	3230.15	kW
D	Total units consumed yearly (Load x days x Hrs x load factor)	C*365*24*LF	258412	kWH
E	Power Purchase cost per unit	-	2.14	Rs.
F	Avg. Power Sale cost per unit	-	6.13	Rs.
G	Diff. (Sale-purchase)	F-E	3.99	Rs.
H	Revenue owing to serving additional load	G*D/(10^5)	10.31	Rs. Lac
I	Revenue owing to tech. loss reduction	Refer Technical Loss Calculation	0.03	Rs. Lac
J	Net Revenue Collected	H+I	10.34	Rs. Lac
K	% revenue return	(J/A)*100	6.7	%
L	Pay Back Period	100/K	14.89	Years

Revenue Return Sheet -33kV OMP FEEDER (Location-Near Sunabeda PSS-Sunabeda PSS)-New Link Line				
Sr. No.	**Description**	**Formula**	**Value**	**UoM**
A	Total cost of scheme	-	75.00	Rs. Lac
B	Additional load due to load growth	-	1701.85	kVA
C	Total kW due to load growth	Refer Technical Loss Calculation	1531.67	kW
D	Total units consumed yearly (Load x days x Hrs x load factor)	C*365*24*LF	122533	kWH
E	Power Purchase cost per unit	-	2.14	Rs.
F	Avg. Power Sale cost per unit	-	6.13	Rs.
G	Diff. (Sale-purchase)	F-E	3.99	Rs.
H	Revenue owing to serving additional load	G*D/(10^5)	4.89	Rs. Lac
I	Revenue owing to tech. loss reduction	Refer Technical Loss Calculation	1.14	Rs. Lac

J	Net Revenue Collected	H+I	6.03	Rs. Lac
K	% revenue return	(J/A)*100	8.0	%
L	Pay Back Period	100/K	12.43	Years

Revenue Return Sheet -33kV BEHEDA FEEDER (Location-Raighar GSS- Jhunkipara Location)-New Link Line				
Sr. No.	**Description**	**Formula**	**Value**	**UoM**
A	Total cost of scheme	-	160.00	Rs. Lac
B	Additional load due to load growth	-	957.04	kVA
C	Total kW due to load growth	Refer Technical Loss Calculation	861.34	kW
D	Total units consumed yearly (Load x days x Hrs x load factor)	C*365*24*LF	68907	kWH
E	Power Purchase cost per unit	-	2.14	Rs.
F	Avg. Power Sale cost per unit	-	6.13	Rs.
G	Diff. (Sale-purchase)	F-E	3.99	Rs.
H	Revenue owing to serving additional load	G*D/(10^5)	2.75	Rs. Lac
I	Revenue owing to tech. loss reduction	Refer Technical Loss Calculation	121.46	Rs. Lac
J	Net Revenue Collected	H+I	124.21	Rs. Lac
K	% revenue return	(J/A)*100	77.6	%
L	Pay Back Period	100/K	1.29	Years

Revenue Return Sheet -33kV MALKANGIRI(BALIMELA) FEEDER (Location-Malkangiri GSS- Korkunda)-New Link Line				
Sr. No.	**Description**	**Formula**	**Value**	**UoM**
A	Total cost of scheme	-	55.00	Rs. Lac
B	Additional load due to load growth	-	201.35	kVA
C	Total kW due to load growth	Refer Technical Loss Calculation	181.21	kW
D	Total units consumed yearly (Load x days x Hrs x load factor)	C*365*24*LF	14497	kWH
E	Power Purchase cost per unit	-	2.14	Rs.
F	Avg. Power Sale cost per unit	-	6.13	Rs.
G	Diff. (Sale-purchase)	F-E	3.99	Rs.
H	Revenue owing to serving additional load	G*D/(10^5)	0.58	Rs. Lac
I	Revenue owing to tech. loss reduction	Refer Technical Loss Calculation	5.51	Rs. Lac
J	Net Revenue Collected	H+I	6.09	Rs. Lac
K	% revenue return	(J/A)*100	11.1	%
L	Pay Back Period	100/K	9.03	Years

6. Cost Benefit Analysis Power Transformer

A	B	C	D	E=(D*1 Yr. Load Growth)	F	G=(E*F)	H= (G*1000*365*24*LF*(Average Selling Price-Average Purchase Price)	I	J=I/H	K=(H/I)*100%
Sl. No.	**PSS**	**Proposal**	**Total Load (in MVA)**	**Additional load due to load growth (in MVA)**	**Power Factor**	**Total Load Added (in MW)**	**Benefit on account of Energy Charges from New Loads (Rs in Cr)**	**Total Scheme Cost (Rs in Cr)**	**Payback Period of Scheme (in Years)**	**% Rate of Return**
1	Ambapua	5 to 10 MVA	4.04	4.44	0.95	0.42	0.71	3.01	4.25	23.51%
2	Bidyutpuri Colony	8 to 16 MVA	3.33	5.31	0.95	0.54	0.90	9.7	10.78	9.28%
3	Bidyutpuri Colony	5 to 16 MVA	4.15	4.57	0.95					
4	Jagapur	1.6 to 5 MVA	0.86	1.66	0.95	0.36	0.61	1.50	2.48	40.36%
5	Lochapada	8 to 16 MVA	6.06	6.67	0.95	0.25	0.42	15.02	10.93	9.15%
6	Lochapada	8 to 16 MVA	6.36	7.00	0.95	0.57	0.95			
7	Beguniapada	3.15 to 5 MVA	2.46	2.54	0.95	0.08	0.13	1.46	10.89	9.19%
8	Boudh	5 to 8 MVA	4.31	4.63	0.95	0.60	1.00	3.56	1.12	89.49%
9	Boudh	5 to 8 MVA	5.00	5.37	0.95	1.30	2.18			
10	Manamunda	5 to 8 MVA	4.44	4.77	0.95	0.73	1.22	1.75	1.42	70.18%
11	Borigumma	3.15 to 5 MVA	2.95	3.07	0.95	0.52	0.88	1.46	1.66	60.12%
12	Adhikariguda	5 to 8 MVA	4.19	4.42	0.95	0.40	0.66	1.75	2.63	38.01%
13	Beheda/MURTUMA	5 to 8 MVA	4.52	4.76	0.95	0.73	1.22	1.75	1.43	69.78%
14	Amlabhata	5 to 8 MVA	4.00	5.02	0.95	0.97	1.63	1.75	1.07	93.22%
15	Padampur	3.15 to 5 MVA	3.2	3.42	0.95	0.86	1.44	1.46	1.01	98.64%
16	Ukkamba	1.6 to 5 MVA	1.56	1.67	0.95	0.37	0.62	1.46	2.35	42.47%

7. Technical Loss Calculation & Cost Benefit Analysis -11kV Line

Technical loss and cost benefit have been calculated based on 1-year load growth as mentioned in the below table.

7.1. Technical Loss Calculation 11kV New Line:

Stage	Division	Feeder	Peak Loading (kW)	Losses at peak loading (kW)	Avg. Loss reduction (kW) (LLF –0.48)	Avg. Loss reduction (kw)	Unit saved annually (kWH)	Annual saving (Rs Lacs) (Rs 3.99/Unit)	LG in kW (Considered for 1 year)	Additional LG(Kw)
Before Proposal	AED-I	NIMINA	1591.16	121.58	69.02	3.22	28172.40	1.12	1689.81	98.65
After Proposal	AED-I	NIMINA	1590.63	121.05	65.81					
Before Proposal	AED-I	MUKUNDPUR	3598.20	292.61	155.63	0.47	4123.91	0.16	3821.29	223.09
After Proposal	AED-I	MUKUNDPUR	3598.20	291.68	155.16					
Before Proposal	AED-I	GUNTHAPADA	932.77	35.43	22.17	0.23	2028.81	0.08	990.60	57.83
After Proposal	AED-I	GUNTHAPADA	932.26	34.95	21.94					
Before Proposal	AED-I	PUTU	1543.17	46.60	27.41	0.04	341.57	0.01	1638.85	95.68
After Proposal	AED-I	PUTU	888.88	32.38	18.81					
	AED-I	PUTU_PR	654.20	14.14	8.56					
Before Proposal	AED-II	GUDIALI	1628.02	77.56	45.47	3.06	26825.44	1.07	1709.43	81.40
After Proposal	AED-II	GUDIALI	354.27	9.26	6.28					
	AED-II	GUDIALI_PR	1267.42	61.95	36.12					
Before Proposal	AED-II	BOLASARA	1759.37	92.13	49.05	5.63	49336.31	1.97	1847.34	87.97
After Proposal	AED-II	BOLASARA	735.30	34.67	18.78					
	AED-II	BOLASARA_PR	1012.54	45.91	24.65					
Before Proposal	GSED	KHARIAGUDA	1937.67	172.62	94.78	34.94	306086.57	12.21	2042.30	104.63
After Proposal	GSED	KHARIAGUDA	785.49	32.13	20.07					
	GSED	KHARIAGUDA_PR	1076.49	63.13	39.76					

Before Proposal	GSED	DIGAPAHANDI TOWN	3052.06	94.14	54.94	5.34	46799.68	1.87	3246.87	194.81
After Proposal	GSED	DIGAPAHANDI TOWN	1073.64	20.33	12.94					
	GSED	DIGAPAHANDI TOWN_PR	1967.43	62.83	36.66					
Before Proposal	GNED	GANJAM+KAINCHAPUR	2160.43	60.08	36.68	0.38	3372.18	0.13	2395.92	235.49
After Proposal	GNED	GANJAM+KAINCHAPUR	2160.66	59.30	36.30					
Before Proposal	GNED	SYAMASUNDARPUR+KHALIKOTE POLICE S	1680.35	77.93	45.43	0.24	2074.04	0.08	1863.51	183.16
After Proposal	GNED	SYAMASUNDARPUR+KHALIKOTE POLICE S	1679.86	77.43	45.20					
Before Proposal	GNED	KHALLIKOTE TOWN	1611.75	38.02	23.11	2.66	23298.17	0.93	1787.43	175.68
After Proposal	GNED	KHALLIKOTE TOWN	1096.94	20.69	12.99					
	GNED	KHALLIKOTE TOWN_PR	509.32	11.86	7.46					
Before Proposal	GNED	CHIKILI BANIA	1251.70	120.40	67.28	20.66	180958.82	7.22	1388.14	136.44
After Proposal	GNED	CHIKILI BANIA	51.80	2.25	2.15					
	GNED	CHIKILI BANIA_PR	1158.66	75.00	44.47					
Before Proposal	GNED	KANHEIPUR+KESHPUR	4183.77	325.84	174.90	5.49	48092.93	1.92	4639.80	456.03
After Proposal	GNED	KANHEIPUR+KESHPUR	4173.01	314.51	169.41					
Before Proposal	HED	DARUBHADRA	943.04	22.86	15.66	0.05	476.96	0.02	968.50	25.46
After Proposal	HED	DARUBHADRA	943.14	22.75	15.60					
Before Proposal	HED	ASKA SHERAGADA+BANDHAGUDA NEW	805.89	28.89	25.66	0.21	1869.35	0.07	837.65	31.76
After Proposal	HED	ASKA SHERAGADA+BANDHAGUDA NEW	807.85	28.64	25.44					
Before Proposal	HED	ANKORODA+KHALINGI+PATAPUR	3532.15	132.79	80.79	32.57	285335.73	11.38	3627.52	95.37
After Proposal	HED	ANKORODA+KHALINGI+PATAPUR_PR	3520.68	79.05	48.22					
Before Proposal	HED	KURULA	1131.58	49.05	29.68	0.08	732.69	0.03	1162.13	30.55
After Proposal	HED	KURULA_PR	1131.41	48.88	29.59					
Before Proposal	PSED	MATHASARSINGI	1279.68	82.09	48.09	3.89	34082.68	1.36	1562.85	283.18
After Proposal	PSED	MATHASARSINGI	1178.92	68.98	39.72					
	PSED	MATHASARSINGI_PR	93.43	4.68	4.48					

Before Proposal	PSED	POLASARA TOWN	3062.75	185.68	101.06	14.49	126950.04	5.07	3411.83	349.08
After Proposal	PSED	POLASARA TOWN	2716.91	149.63	82.32					
	PSED	POLASARA TOWN_PR	316.25	6.19	4.25					
Before Proposal	PSED	DHUNKAPADA+BARTINI	1182.27	32.15	22.44	0.55	4822.20	0.19	1259.12	76.85
After Proposal	PSED	DHUNKAPADA+BARTINI_PR	1181.15	31.01	21.89					
Before Proposal	BED-3	SUKUNDA	1439.95	50.95	31.02	0.65	5719.63	0.23	1504.75	64.80
After Proposal	BED-3	SUKUNDA	1443.57	49.65	30.36					
Before Proposal	BED-3	NIMAKHANDI	3086.06	200.68	104.61	3.02	26483.20	1.06	3224.93	138.87
After Proposal	BED-3	NIMAKHANDI	3079.88	194.50	101.59					
Before Proposal	BNED	SANA KODANDA	599.35	27.74	17.38	0.34	2989.86	0.12	673.12	73.77
After Proposal	BNED	SANA KODANDA	598.68	27.02	17.04					
Before Proposal	BOED	DAHIYA 1+GUNDULIA	3494.33	339.29	193.88	3.74	32720.54	1.31	3794.84	300.51
After Proposal	BOED	DAHIYA 1+GUNDULIA	3548.24	334.90	190.15					
Before Proposal	BOED	PURUNA KATAK+CHARICHAKA STATION	1832.97	134.86	74.04	1.12	9821.88	0.39	1990.60	157.64
After Proposal	BOED	PURUNA KATAK+CHARICHAKA STATION	1830.86	132.55	72.91					
Before Proposal	BOED	JUNANI+GOBJORE	1390.76	102.46	59.05	11.07	96943.78	3.87	1510.36	119.60
After Proposal	BOED	JUNANI+GOBJORE	1368.71	79.35	47.99					
Before Proposal	RED	MUNIGUDA	684.29	19.68	17.17	0.05	459.95	0.02	722.61	38.32
After Proposal	RED	MUNIGUDA	684.39	19.58	17.12					
Before Proposal	RED	J K PUR	2997.68	124.84	70.94	18.36	160845.58	6.42	3165.55	167.87
After Proposal	RED	J K PUR	1819.30	48.56	29.60					
	RED	J K PUR_PR	1140.76	38.51	22.97					
Before Proposal	RED	SERIGUMA	497.63	31.52	26.00	0.43	3765.78	0.15	545.49	47.87
After Proposal	RED	SERIGUMA	285.75	17.11	14.07					
	RED	SERIGUMA_PR	211.32	13.44	11.50					
Before Proposal	RED	TIKIRI TOWN	1896.39	144.81	82.89	12.54	109807.01	4.38	2002.59	106.20

After Proposal	RED	TIKIRI TOWN	430.60	14.29	9.76					
	RED	TIKIRI TOWN_PR	1442.68	104.39	60.60					
Before Proposal	PED	DUTIAPADA	720.32	70.75	49.64	0.05	479.01	0.02	807.95	87.63
After Proposal	PED	DUTIAPADA	720.19	70.64	49.59					
Before Proposal	PED	BATAGUDA+MAHASINGH	422.47	32.32	27.01	0.11	920.16	0.04	456.26	33.80
After Proposal	PED	BATAGUDA+MAHASINGH	423.35	32.22	26.90					
Before Proposal	PED	PRATAMAHA+SIMANBADI+RUKANBADI+DASINGBADI	3137.38	301.96	188.33	4.34	38046.13	1.52	3388.37	250.99
After Proposal	PED	PRATAMAHA+SIMANBADI+RUKANBADI+DASINGBADI	3170.26	292.15	183.99					
Before Proposal	GED	PALUPAI	152.53	8.25	7.56	0.00	8.69	0.00	173.30	20.76
After Proposal	GED	PALUPAI	152.53	8.25	7.56					
Before Proposal	GED	BIKRAMPUR	226.72	6.89	5.99	0.00	26.14	0.00	260.23	33.51
After Proposal	GED	BIKRAMPUR	143.64	3.85	3.19					
	GED	BIKRAMPUR_PR	83.08	3.03	2.80					
Before Proposal	GED	GUDARI TOWN	1467.04	57.60	35.73	2.22	19434.70	0.78	1560.93	93.89
After Proposal	GED	GUDARI TOWN	1132.36	40.84	26.07					
	GED	GUDARI TOWN_PR	330.31	12.16	7.44					
Before Proposal	GED	LALBI	320.29	17.46	15.25	0.45	3966.21	0.16	415.79	95.50
After Proposal	GED	LALBI	250.69	13.16	11.75					
	GED	LALBI_PR	68.96	3.30	3.05					
Before Proposal	MED	PANDRIPANI TOWN+DAMSITE	1148.80	76.29	44.33	7.98	69889.94	2.79	1245.30	96.50
After Proposal	MED	PANDRIPANI TOWN+DAMSITE	1141.82	59.56	36.35					
Before Proposal	HED	PADMANAVPUR+JURA	1594.70	67.65	42.04	3.98	34853.96	1.39	1637.75	43.06
After Proposal	HED	PADMANAVPUR+JURA	1586.59	59.37	38.06					
Before Proposal	KED	CHATUA-HATGUDA	718.41	42.70	31.38	1.87	16358.01	0.65	794.36	75.95
After Proposal	KED	CHATUA-HATGUDA	240.72	10.42	8.20					
	KED	CHATUA-HATGUDA_PR	475.75	28.18	21.31					
Before Proposal	KED	BADEL	600.30	63.31	46.75	1.84	16131.25	0.64	744.51	144.22

After Proposal	KED	BADEL	34.33	2.03	1.97					
	KED	BADEL_PR	570.44	58.56	42.94					
Before Proposal	KED	PODAGADA NO-2	1714.27	193.51	112.52	26.14	229025.23	9.14	1851.99	137.71
After Proposal	KED	PODAGADA NO-2	526.74	25.28	18.21					
	KED	PODAGADA NO-2_PR	1153.69	111.56	68.17					
Before Proposal	KED	SUNKI	943.61	152.94	94.48	9.37	82113.55	3.28	997.39	53.79
After Proposal	KED	SUNKI	769.28	119.75	74.80					
	KED	SUNKI_PR	157.74	12.20	10.31					
Before Proposal	KED	PUNGAR+KUNDLI	1355.66	155.40	102.65	13.64	119483.80	4.77	1462.93	107.27
After Proposal	KED	PUNGAR+KUNDLI	299.10	13.58	12.56					
	KED	PUNGAR+KUNDLI_PR	1032.57	111.85	76.45					
Before Proposal	KED	GIRLIGUMA	768.98	44.21	30.53	1.02	8951.68	0.36	832.81	63.83
After Proposal	KED	GIRLIGUMA	315.87	15.75	11.60					
	KED	GIRLIGUMA_PR	452.51	26.21	17.91					
Before Proposal	KED	BALIPETA	514.71	32.73	28.01	0.51	4492.85	0.18	624.05	109.34
After Proposal	KED	BALIPETA	91.87	5.16	4.88					
	KED	BALIPETA_PR	131.28	9.25	8.58					
	KED	BALIPETA_PR_1	290.88	17.14	14.03					
Before Proposal	KED	DAMANJODI RURAL+BILAIGUDA TOWN	2071.57	87.29	55.02	0.14	1229.16	0.05	2239.65	168.08
After Proposal	KED	DAMANJODI RURAL+BILAIGUDA TOWN+DAMANJODI AMLABADI	2133.60	86.49	54.88					
Before Proposal	KED	PANCHADA	855.91	49.50	30.91	0.85	7444.14	0.30	904.70	48.79
After Proposal	KED	PANCHADA	855.15	47.69	30.06					
Before Proposal	KED	SUBAI+NANDAPUR TOWN 2	1198.14	56.89	40.89	1.21	10567.27	0.42	1276.43	78.29
After Proposal	KED	SUBAI+NANDAPUR TOWN 2	1196.92	54.22	39.68					
Before Proposal	KED	PUKALI	857.65	76.32	52.82	5.27	46179.96	1.84	976.53	118.89
After Proposal	KED	PUKALI	356.25	18.15	14.60					
	KED	PUKALI_PR	493.87	46.50	32.95					

Before Proposal	NED	EKAMBA(JHARIGAM)+HATIBADI	992.72	62.90	43.06	3.89	34115.04	1.36	1075.11	82.40
After Proposal	NED	EKAMBA(JHARIGAM)+HATIBADI	987.19	54.58	39.17					
Before Proposal	NED	CHHATABEDA+CHELIDONGRI	1132.25	95.34	62.97	13.32	116726.79	4.66	1226.23	93.98
After Proposal	NED	CHHATABEDA+CHELIDONGRI	1102.84	66.40	49.64					
Before Proposal	PKED	PUTURUPADA	137.17	11.77	11.51	0.03	285.37	0.01	225.13	87.96
After Proposal	PKED	PUTURUPADA	60.43	5.22	5.16					
	PKED	PUTURUPADA_PR	76.70	6.45	6.32					
Before Proposal	JED	SARGIGUDA	1182.29	65.32	47.89	3.63	31837.35	1.27	1240.22	57.93
After Proposal	JED	SARGIGUDA	862.77	43.19	32.21					
	JED	SARGIGUDA_PR	312.85	14.19	12.04					
Before Proposal	JED	RAMAGIRI-BOIPARIGU+DIGAPUR-BOIPARIGUD	970.10	80.60	68.77	0.79	6956.36	0.28	1067.64	97.54
After Proposal	JED	RAMAGIRI-BOIPARIGU+DIGAPUR-BOIPARIGUD	631.77	49.70	43.21					
	JED	RAMAGIRI-BOIPARIGU_PR	337.39	29.02	24.77					
Before Proposal	JED	LAMTAPUT TOWN	752.66	27.74	21.68	0.33	2858.61	0.11	789.54	36.88
After Proposal	JED	LAMTAPUT TOWN	363.98	12.98	9.93					
	JED	LAMTAPUT TOWN_PR	388.08	14.06	11.43					
Before Proposal	JED	KOTPAD TOWN	1249.89	43.61	31.26	3.57	31237.78	1.25	1311.14	61.24
After Proposal	JED	KOTPAD TOWN	227.24	4.93	4.10					
	JED	KOTPAD TOWN_PR	1015.16	31.18	23.60					
Before Proposal	JED	GIRLA+EKAMBA-SB NUAGAON	435.57	36.29	33.96	0.40	3495.27	0.14	457.91	22.34
After Proposal	JED	GIRLA+EKAMBA-SB NUAGAON	434.71	35.21	33.56					
Before Proposal	JED	KALIAGUDA-CHALANGU+B MALIGUDA	934.44	47.03	35.43	5.47	47899.68	1.91	980.23	45.79
After Proposal	JED	KALIAGUDA-CHALANGU+B MALIGUDA	934.44	38.03	29.96					

7.2. Cost Benefit Analysis-11kV New Line

Revenue Return Sheet -NIMINA (New Line)				
Sr. No.	**Description**	**Formula**	**Value**	**UoM**
A	Total cost of scheme	-	10.00	Rs. Lac
B	Additional load due to load growth	Refer Technical Loss Calculation	109.61	kVA
C	Total kW due to load growth	Refer Technical Loss Calculation	98.65	kW
D	Total units consumed yearly (Load x days x Hrs x load factor)	C*365*24*LF	86419	kWH
E	Power Purchase cost per unit	-	2.14	Rs.
F	Avg. Power Sale cost per unit	-	6.13	Rs.
G	Diff. (Sale-purchase)	F-E	3.99	Rs.
H	Revenue owing to serving additional load	G*D/(10^5)	3.45	Rs. Lac
I	Revenue owing to tech. loss reduction	Refer Technical Loss Calculation	1.12	Rs. Lac
J	Net Revenue Collected	H+I	4.57	Rs. Lac
K	% revenue return	(J/A)*100	45.7	%
L	Pay Back Period	100/K	2.19	Years

Revenue Return Sheet -MUKUNDPUR (New Line)				
Sr. No.	**Description**	**Formula**	**Value**	**UoM**
A	Total cost of scheme	-	19.00	Rs. Lac
B	Additional load due to load growth	Refer Technical Loss Calculation	247.88	kVA
C	Total kW due to load growth	Refer Technical Loss Calculation	223.09	kW
D	Total units consumed yearly (Load x days x Hrs x load factor)	C*365*24*LF	195425	kWH
E	Power Purchase cost per unit	-	2.14	Rs.
F	Avg. Power Sale cost per unit	-	6.13	Rs.
G	Diff. (Sale-purchase)	F-E	3.99	Rs.
H	Revenue owing to serving additional load	G*D/(10^5)	7.80	Rs. Lac
I	Revenue owing to tech. loss reduction	Refer Technical Loss Calculation	0.16	Rs. Lac
J	Net Revenue Collected	H+I	7.96	Rs. Lac
K	% revenue return	(J/A)*100	41.9	%
L	Pay Back Period	100/K	2.39	Years

Revenue Return Sheet -GUNTHAPADA (New Line)				
Sr. No.	**Description**	**Formula**	**Value**	**UoM**
A	Total cost of scheme	-	12.00	Rs. Lac
B	Additional load due to load growth	Refer Technical Loss Calculation	64.26	kVA
C	Total kW due to load growth	Refer Technical Loss Calculation	57.83	kW
D	Total units consumed yearly (Load x days x Hrs x load factor)	C*365*24*LF	50661	kWH
E	Power Purchase cost per unit	-	2.14	Rs.
F	Avg. Power Sale cost per unit	-	6.13	Rs.
G	Diff. (Sale-purchase)	F-E	3.99	Rs.
H	Revenue owing to serving additional load	G*D/(10^5)	2.02	Rs. Lac
I	Revenue owing to tech. loss reduction	Refer Technical Loss Calculation	0.08	Rs. Lac
J	Net Revenue Collected	H+I	2.10	Rs. Lac
K	% revenue return	(J/A)*100	17.5	%
L	Pay Back Period	100/K	5.71	Years

Revenue Return Sheet -PUTU (New Line)				
Sr. No.	**Description**	**Formula**	**Value**	**UoM**
A	Total cost of scheme	-	35.00	Rs. Lac
B	Additional load due to load growth	Refer Technical Loss Calculation	106.31	kVA
C	Total kW due to load growth	Refer Technical Loss Calculation	95.68	kW
D	Total units consumed yearly (Load x days x Hrs x load factor)	C*365*24*LF	83813	kWH
E	Power Purchase cost per unit	-	2.14	Rs.
F	Avg. Power Sale cost per unit	-	6.13	Rs.
G	Diff. (Sale-purchase)	F-E	3.99	Rs.
H	Revenue owing to serving additional load	G*D/(10^5)	3.34	Rs. Lac
I	Revenue owing to tech. loss reduction	Refer Technical Loss Calculation	0.01	Rs. Lac
J	Net Revenue Collected	H+I	3.36	Rs. Lac
K	% revenue return	(J/A)*100	9.6	%
L	Pay Back Period	100/K	10.42	Years

Revenue Return Sheet -GUDIALI (New Line)				
Sr. No.	**Description**	**Formula**	**Value**	**UoM**
A	Total cost of scheme	-	44.00	Rs. Lac
B	Additional load due to load growth	Refer Technical Loss Calculation	90.45	kVA
C	Total kW due to load growth	Refer Technical Loss Calculation	81.40	kW
D	Total units consumed yearly (Load x days x Hrs x load factor)	C*365*24*LF	71307	kWH
E	Power Purchase cost per unit	-	2.14	Rs.
F	Avg. Power Sale cost per unit	-	6.13	Rs.
G	Diff. (Sale-purchase)	F-E	3.99	Rs.
H	Revenue owing to serving additional load	G*D/(10^5)	2.85	Rs. Lac
I	Revenue owing to tech. loss reduction	Refer Technical Loss Calculation	1.07	Rs. Lac
J	Net Revenue Collected	H+I	3.92	Rs. Lac
K	% revenue return	(J/A)*100	8.9	%
L	Pay Back Period	100/K	11.24	Years

Revenue Return Sheet -BOLASARA (New Line)				
Sr. No.	**Description**	**Formula**	**Value**	**UoM**
A	Total cost of scheme	-	37.00	Rs. Lac
B	Additional load due to load growth	Refer Technical Loss Calculation	97.74	kVA
C	Total kW due to load growth	Refer Technical Loss Calculation	87.97	kW
D	Total units consumed yearly (Load x days x Hrs x load factor)	C*365*24*LF	77061	kWH
E	Power Purchase cost per unit	-	2.14	Rs.
F	Avg. Power Sale cost per unit	-	6.13	Rs.
G	Diff. (Sale-purchase)	F-E	3.99	Rs.
H	Revenue owing to serving additional load	G*D/(10^5)	3.07	Rs. Lac
I	Revenue owing to tech. loss reduction	Refer Technical Loss Calculation	1.97	Rs. Lac
J	Net Revenue Collected	H+I	5.04	Rs. Lac
K	% revenue return	(J/A)*100	13.6	%
L	Pay Back Period	100/K	7.34	Years

Revenue Return Sheet -KHARIAGUDA (New Line)				
Sr. No.	**Description**	**Formula**	**Value**	**UoM**
A	Total cost of scheme	-	246.00	Rs. Lac
B	Additional load due to load growth	Refer Technical Loss Calculation	116.26	kVA
C	Total kW due to load growth	Refer Technical Loss Calculation	104.63	kW
D	Total units consumed yearly (Load x days x Hrs x load factor)	C*365*24*LF	91660	kWH
E	Power Purchase cost per unit	-	2.14	Rs.
F	Avg. Power Sale cost per unit	-	6.13	Rs.
G	Diff. (Sale-purchase)	F-E	3.99	Rs.
H	Revenue owing to serving additional load	G*D/(10^5)	3.66	Rs. Lac
I	Revenue owing to tech. loss reduction	Refer Technical Loss Calculation	12.21	Rs. Lac
J	Net Revenue Collected	H+I	15.87	Rs. Lac
K	% revenue return	(J/A)*100	6.5	%
L	Pay Back Period	100/K	15.50	Years

Revenue Return Sheet -DIGAPAHANDI TOWN (New Line)				
Sr. No.	**Description**	**Formula**	**Value**	**UoM**
A	Total cost of scheme	-	167.00	Rs. Lac
B	Additional load due to load growth	Refer Technical Loss Calculation	216.46	kVA
C	Total kW due to load growth	Refer Technical Loss Calculation	194.81	kW
D	Total units consumed yearly (Load x days x Hrs x load factor)	C*365*24*LF	170655	kWH
E	Power Purchase cost per unit	-	2.14	Rs.
F	Avg. Power Sale cost per unit	-	6.13	Rs.
G	Diff. (Sale-purchase)	F-E	3.99	Rs.
H	Revenue owing to serving additional load	G*D/(10^5)	6.81	Rs. Lac
I	Revenue owing to tech. loss reduction	Refer Technical Loss Calculation	1.87	Rs. Lac
J	Net Revenue Collected	H+I	8.68	Rs. Lac
K	% revenue return	(J/A)*100	5.2	%
L	Pay Back Period	100/K	19.25	Years

Revenue Return Sheet -GANJAM+KAINCHAPUR (New Line)				
Sr. No.	**Description**	**Formula**	**Value**	**UoM**
A	Total cost of scheme	-	10.00	Rs. Lac
B	Additional load due to load growth	Refer Technical Loss Calculation	261.65	kVA
C	Total kW due to load growth	Refer Technical Loss Calculation	235.49	kW
D	Total units consumed yearly (Load x days x Hrs x load factor)	C*365*24*LF	206287	kWH
E	Power Purchase cost per unit	-	2.14	Rs.
F	Avg. Power Sale cost per unit	-	6.13	Rs.
G	Diff. (Sale-purchase)	F-E	3.99	Rs.
H	Revenue owing to serving additional load	G*D/(10^5)	8.23	Rs. Lac
I	Revenue owing to tech. loss reduction	Refer Technical Loss Calculation	0.13	Rs. Lac
J	Net Revenue Collected	H+I	8.37	Rs. Lac
K	% revenue return	(J/A)*100	83.7	%
L	Pay Back Period	100/K	1.20	Years

Revenue Return Sheet -SYAMASUNDARPUR+KHALIKOTE POLICE S (New Line)				
Sr. No.	**Description**	**Formula**	**Value**	**UoM**
A	Total cost of scheme	-	11.00	Rs. Lac
B	Additional load due to load growth	Refer Technical Loss Calculation	203.51	kVA
C	Total kW due to load growth	Refer Technical Loss Calculation	183.16	kW
D	Total units consumed yearly (Load x days x Hrs x load factor)	C*365*24*LF	160446	kWH
E	Power Purchase cost per unit	-	2.14	Rs.
F	Avg. Power Sale cost per unit	-	6.13	Rs.
G	Diff. (Sale-purchase)	F-E	3.99	Rs.
H	Revenue owing to serving additional load	G*D/(10^5)	6.40	Rs. Lac
I	Revenue owing to tech. loss reduction	Refer Technical Loss Calculation	0.08	Rs. Lac
J	Net Revenue Collected	H+I	6.48	Rs. Lac
K	% revenue return	(J/A)*100	59.0	%
L	Pay Back Period	100/K	1.70	Years

Revenue Return Sheet -KHALLIKOTE TOWN (New Line)				
Sr. No.	**Description**	**Formula**	**Value**	**UoM**
A	Total cost of scheme	-	44.00	Rs. Lac
B	Additional load due to load growth	Refer Technical Loss Calculation	195.20	kVA
C	Total kW due to load growth	Refer Technical Loss Calculation	175.68	kW
D	Total units consumed yearly (Load x days x Hrs x load factor)	C*365*24*LF	153896	kWH
E	Power Purchase cost per unit	-	2.14	Rs.
F	Avg. Power Sale cost per unit	-	6.13	Rs.
G	Diff. (Sale-purchase)	F-E	3.99	Rs.
H	Revenue owing to serving additional load	G*D/(10^5)	6.14	Rs. Lac
I	Revenue owing to tech. loss reduction	Refer Technical Loss Calculation	0.93	Rs. Lac
J	Net Revenue Collected	H+I	7.07	Rs. Lac
K	% revenue return	(J/A)*100	16.1	%
L	Pay Back Period	100/K	6.22	Years

Revenue Return Sheet -CHIKILI BANIA (New Line)				
Sr. No.	**Description**	**Formula**	**Value**	**UoM**
A	Total cost of scheme	-	71.00	Rs. Lac
B	Additional load due to load growth	Refer Technical Loss Calculation	151.59	kVA
C	Total kW due to load growth	Refer Technical Loss Calculation	136.44	kW
D	Total units consumed yearly (Load x days x Hrs x load factor)	C*365*24*LF	119517	kWH
E	Power Purchase cost per unit	-	2.14	Rs.
F	Avg. Power Sale cost per unit	-	6.13	Rs.
G	Diff. (Sale-purchase)	F-E	3.99	Rs.
H	Revenue owing to serving additional load	G*D/(10^5)	4.77	Rs. Lac
I	Revenue owing to tech. loss reduction	Refer Technical Loss Calculation	7.22	Rs. Lac
J	Net Revenue Collected	H+I	11.99	Rs. Lac
K	% revenue return	(J/A)*100	16.9	%
L	Pay Back Period	100/K	5.92	Years

Revenue Return Sheet -KANHEIPUR+KESHPUR (New Line)				
Sr. No.	**Description**	**Formula**	**Value**	**UoM**
A	Total cost of scheme	-	16.00	Rs. Lac
B	Additional load due to load growth	Refer Technical Loss Calculation	506.70	kVA
C	Total kW due to load growth	Refer Technical Loss Calculation	456.03	kW
D	Total units consumed yearly (Load x days x Hrs x load factor)	C*365*24*LF	399483	kWH
E	Power Purchase cost per unit	-	2.14	Rs.
F	Avg. Power Sale cost per unit	-	6.13	Rs.
G	Diff. (Sale-purchase)	F-E	3.99	Rs.
H	Revenue owing to serving additional load	G*D/(10^5)	15.94	Rs. Lac
I	Revenue owing to tech. loss reduction	Refer Technical Loss Calculation	1.92	Rs. Lac
J	Net Revenue Collected	H+I	17.86	Rs. Lac
K	% revenue return	(J/A)*100	111.6	%
L	Pay Back Period	100/K	0.90	Years

Revenue Return Sheet -DARUBHADRA (New Line)				
Sr. No.	**Description**	**Formula**	**Value**	**UoM**
A	Total cost of scheme	-	11.00	Rs. Lac
B	Additional load due to load growth	Refer Technical Loss Calculation	28.29	kVA
C	Total kW due to load growth	Refer Technical Loss Calculation	25.46	kW
D	Total units consumed yearly (Load x days x Hrs x load factor)	C*365*24*LF	22305	kWH
E	Power Purchase cost per unit	-	2.14	Rs.
F	Avg. Power Sale cost per unit	-	6.13	Rs.
G	Diff. (Sale-purchase)	F-E	3.99	Rs.
H	Revenue owing to serving additional load	G*D/(10^5)	0.89	Rs. Lac
I	Revenue owing to tech. loss reduction	Refer Technical Loss Calculation	0.02	Rs. Lac
J	Net Revenue Collected	H+I	0.91	Rs. Lac
K	% revenue return	(J/A)*100	8.3	%
L	Pay Back Period	100/K	12.10	Years

Revenue Return Sheet -ASKA SHERAGADA+BANDHAGUDA NEW (New Line)				
Sr. No.	**Description**	**Formula**	**Value**	**UoM**
A	Total cost of scheme	-	23.00	Rs. Lac
B	Additional load due to load growth	Refer Technical Loss Calculation	35.29	kVA
C	Total kW due to load growth	Refer Technical Loss Calculation	31.76	kW
D	Total units consumed yearly (Load x days x Hrs x load factor)	C*365*24*LF	27821	kWH
E	Power Purchase cost per unit	-	2.14	Rs.
F	Avg. Power Sale cost per unit	-	6.13	Rs.
G	Diff. (Sale-purchase)	F-E	3.99	Rs.
H	Revenue owing to serving additional load	G*D/(10^5)	1.11	Rs. Lac
I	Revenue owing to tech. loss reduction	Refer Technical Loss Calculation	0.07	Rs. Lac
J	Net Revenue Collected	H+I	1.18	Rs. Lac
K	% revenue return	(J/A)*100	5.2	%
L	Pay Back Period	100/K	19.42	Years

Revenue Return Sheet -ANKORODA+KHALINGI+PATAPUR (New Line)				
Sr. No.	**Description**	**Formula**	**Value**	**UoM**
A	Total cost of scheme	-	50.00	Rs. Lac
B	Additional load due to load growth	Refer Technical Loss Calculation	105.96	kVA
C	Total kW due to load growth	Refer Technical Loss Calculation	95.37	kW
D	Total units consumed yearly (Load x days x Hrs x load factor)	C*365*24*LF	83542	kWH
E	Power Purchase cost per unit	-	2.14	Rs.
F	Avg. Power Sale cost per unit	-	6.13	Rs.
G	Diff. (Sale-purchase)	F-E	3.99	Rs.
H	Revenue owing to serving additional load	G*D/(10^5)	3.33	Rs. Lac
I	Revenue owing to tech. loss reduction	Refer Technical Loss Calculation	11.38	Rs. Lac
J	Net Revenue Collected	H+I	14.72	Rs. Lac
K	% revenue return	(J/A)*100	29.4	%
L	Pay Back Period	100/K	3.40	Years

Revenue Return Sheet -KURULA (New Line)				
Sr. No.	**Description**	**Formula**	**Value**	**UoM**
A	Total cost of scheme	-	7.00	Rs. Lac
B	Additional load due to load growth	Refer Technical Loss Calculation	33.95	kVA
C	Total kW due to load growth	Refer Technical Loss Calculation	30.55	kW
D	Total units consumed yearly (Load x days x Hrs x load factor)	C*365*24*LF	26764	kWH
E	Power Purchase cost per unit	-	2.14	Rs.
F	Avg. Power Sale cost per unit	-	6.13	Rs.
G	Diff. (Sale-purchase)	F-E	3.99	Rs.
H	Revenue owing to serving additional load	G*D/(10^5)	1.07	Rs. Lac
I	Revenue owing to tech. loss reduction	Refer Technical Loss Calculation	0.03	Rs. Lac
J	Net Revenue Collected	H+I	1.10	Rs. Lac
K	% revenue return	(J/A)*100	15.7	%
L	Pay Back Period	100/K	6.38	Years

Revenue Return Sheet -MATHASARSINGI (New Line)				
Sr. No.	**Description**	**Formula**	**Value**	**UoM**
A	Total cost of scheme	-	224.00	Rs. Lac
B	Additional load due to load growth	Refer Technical Loss Calculation	314.64	kVA
C	Total kW due to load growth	Refer Technical Loss Calculation	283.18	kW
D	Total units consumed yearly (Load x days x Hrs x load factor)	C*365*24*LF	248065	kWH
E	Power Purchase cost per unit	-	2.14	Rs.
F	Avg. Power Sale cost per unit	-	6.13	Rs.
G	Diff. (Sale-purchase)	F-E	3.99	Rs.
H	Revenue owing to serving additional load	G*D/(10^5)	9.90	Rs. Lac
I	Revenue owing to tech. loss reduction	Refer Technical Loss Calculation	1.36	Rs. Lac
J	Net Revenue Collected	H+I	11.26	Rs. Lac
K	% revenue return	(J/A)*100	5.0	%
L	Pay Back Period	100/K	19.90	Years

Revenue Return Sheet -POLASARA TOWN (New Line)				
Sr. No.	**Description**	**Formula**	**Value**	**UoM**
A	Total cost of scheme	-	327.00	Rs. Lac
B	Additional load due to load growth	Refer Technical Loss Calculation	387.87	kVA
C	Total kW due to load growth	Refer Technical Loss Calculation	349.08	kW
D	Total units consumed yearly (Load x days x Hrs x load factor)	C*365*24*LF	305793	kWH
E	Power Purchase cost per unit	-	2.14	Rs.
F	Avg. Power Sale cost per unit	-	6.13	Rs.
G	Diff. (Sale-purchase)	F-E	3.99	Rs.
H	Revenue owing to serving additional load	G*D/(10^5)	12.20	Rs. Lac
I	Revenue owing to tech. loss reduction	Refer Technical Loss Calculation	5.07	Rs. Lac
J	Net Revenue Collected	H+I	17.27	Rs. Lac
K	% revenue return	(J/A)*100	5.3	%
L	Pay Back Period	100/K	18.94	Years

Revenue Return Sheet -DHUNKAPADA+BARTINI (New Line)				
Sr. No.	**Description**	**Formula**	**Value**	**UoM**
A	Total cost of scheme	-	31.00	Rs. Lac
B	Additional load due to load growth	Refer Technical Loss Calculation	85.39	kVA
C	Total kW due to load growth	Refer Technical Loss Calculation	76.85	kW
D	Total units consumed yearly (Load x days x Hrs x load factor)	C*365*24*LF	67318	kWH
E	Power Purchase cost per unit	-	2.14	Rs.
F	Avg. Power Sale cost per unit	-	6.13	Rs.
G	Diff. (Sale-purchase)	F-E	3.99	Rs.
H	Revenue owing to serving additional load	G*D/(10^5)	2.69	Rs. Lac
I	Revenue owing to tech. loss reduction	Refer Technical Loss Calculation	0.19	Rs. Lac
J	Net Revenue Collected	H+I	2.88	Rs. Lac
K	% revenue return	(J/A)*100	9.3	%
L	Pay Back Period	100/K	10.77	Years

Revenue Return Sheet -SUKUNDA (New Line)				
Sr. No.	**Description**	**Formula**	**Value**	**UoM**
A	Total cost of scheme	-	46.00	Rs. Lac
B	Additional load due to load growth	Refer Technical Loss Calculation	72.00	kVA
C	Total kW due to load growth	Refer Technical Loss Calculation	64.80	kW
D	Total units consumed yearly (Load x days x Hrs x load factor)	C*365*24*LF	56763	kWH
E	Power Purchase cost per unit	-	2.14	Rs.
F	Avg. Power Sale cost per unit	-	6.13	Rs.
G	Diff. (Sale-purchase)	F-E	3.99	Rs.
H	Revenue owing to serving additional load	G*D/(10^5)	2.26	Rs. Lac
I	Revenue owing to tech. loss reduction	Refer Technical Loss Calculation	0.23	Rs. Lac
J	Net Revenue Collected	H+I	2.49	Rs. Lac
K	% revenue return	(J/A)*100	5.4	%
L	Pay Back Period	100/K	18.45	Years

Revenue Return Sheet -NIMAKHANDI (New Line)				
Sr. No.	**Description**	**Formula**	**Value**	**UoM**
A	Total cost of scheme	-	43.00	Rs. Lac
B	Additional load due to load growth	Refer Technical Loss Calculation	154.30	kVA
C	Total kW due to load growth	Refer Technical Loss Calculation	138.87	kW
D	Total units consumed yearly (Load x days x Hrs x load factor)	C*365*24*LF	121652	kWH
E	Power Purchase cost per unit	-	2.14	Rs.
F	Avg. Power Sale cost per unit	-	6.13	Rs.
G	Diff. (Sale-purchase)	F-E	3.99	Rs.
H	Revenue owing to serving additional load	G*D/(10^5)	4.85	Rs. Lac
I	Revenue owing to tech. loss reduction	Refer Technical Loss Calculation	1.06	Rs. Lac
J	Net Revenue Collected	H+I	5.91	Rs. Lac
K	% revenue return	(J/A)*100	13.7	%
L	Pay Back Period	100/K	7.28	Years

Revenue Return Sheet -SANA KODANDA (New Line)				
Sr. No.	**Description**	**Formula**	**Value**	**UoM**
A	Total cost of scheme	-	52.00	Rs. Lac
B	Additional load due to load growth	Refer Technical Loss Calculation	81.97	kVA
C	Total kW due to load growth	Refer Technical Loss Calculation	73.77	kW
D	Total units consumed yearly (Load x days x Hrs x load factor)	C*365*24*LF	64621	kWH
E	Power Purchase cost per unit	-	2.14	Rs.
F	Avg. Power Sale cost per unit	-	6.13	Rs.
G	Diff. (Sale-purchase)	F-E	3.99	Rs.
H	Revenue owing to serving additional load	G*D/(10^5)	2.58	Rs. Lac
I	Revenue owing to tech. loss reduction	Refer Technical Loss Calculation	0.12	Rs. Lac
J	Net Revenue Collected	H+I	2.70	Rs. Lac
K	% revenue return	(J/A)*100	5.2	%
L	Pay Back Period	100/K	19.28	Years

Revenue Return Sheet -DAHIYA 1+GUNDULIA (New Line)				
Sr. No.	**Description**	**Formula**	**Value**	**UoM**
A	Total cost of scheme	-	2.00	Rs. Lac
B	Additional load due to load growth	Refer Technical Loss Calculation	333.90	kVA
C	Total kW due to load growth	Refer Technical Loss Calculation	300.51	kW
D	Total units consumed yearly (Load x days x Hrs x load factor)	C*365*24*LF	263249	kWH
E	Power Purchase cost per unit	-	2.14	Rs.
F	Avg. Power Sale cost per unit	-	6.13	Rs.
G	Diff. (Sale-purchase)	F-E	3.99	Rs.
H	Revenue owing to serving additional load	G*D/(10^5)	10.50	Rs. Lac
I	Revenue owing to tech. loss reduction	Refer Technical Loss Calculation	1.31	Rs. Lac
J	Net Revenue Collected	H+I	11.81	Rs. Lac
K	% revenue return	(J/A)*100	590.5	%
L	Pay Back Period	100/K	0.17	Years

Revenue Return Sheet -PURUNA KATAK+CHARICHAKA STATION (New Line)				
Sr. No.	**Description**	**Formula**	**Value**	**UoM**
A	Total cost of scheme	-	34.00	Rs. Lac
B	Additional load due to load growth	Refer Technical Loss Calculation	175.15	kVA
C	Total kW due to load growth	Refer Technical Loss Calculation	157.64	kW
D	Total units consumed yearly (Load x days x Hrs x load factor)	C*365*24*LF	138089	kWH
E	Power Purchase cost per unit	-	2.14	Rs.
F	Avg. Power Sale cost per unit	-	6.13	Rs.
G	Diff. (Sale-purchase)	F-E	3.99	Rs.
H	Revenue owing to serving additional load	G*D/(10^5)	5.51	Rs. Lac
I	Revenue owing to tech. loss reduction	Refer Technical Loss Calculation	0.39	Rs. Lac
J	Net Revenue Collected	H+I	5.90	Rs. Lac
K	% revenue return	(J/A)*100	17.4	%
L	Pay Back Period	100/K	5.76	Years

Revenue Return Sheet -JUNANI+GOBJORE (New Line)				
Sr. No.	**Description**	**Formula**	**Value**	**UoM**
A	Total cost of scheme	-	14.00	Rs. Lac
B	Additional load due to load growth	Refer Technical Loss Calculation	132.89	kVA
C	Total kW due to load growth	Refer Technical Loss Calculation	119.60	kW
D	Total units consumed yearly (Load x days x Hrs x load factor)	C*365*24*LF	104774	kWH
E	Power Purchase cost per unit	-	2.14	Rs.
F	Avg. Power Sale cost per unit	-	6.13	Rs.
G	Diff. (Sale-purchase)	F-E	3.99	Rs.
H	Revenue owing to serving additional load	G*D/(10^5)	4.18	Rs. Lac
I	Revenue owing to tech. loss reduction	Refer Technical Loss Calculation	3.87	Rs. Lac
J	Net Revenue Collected	H+I	8.05	Rs. Lac
K	% revenue return	(J/A)*100	57.5	%
L	Pay Back Period	100/K	1.74	Years

Revenue Return Sheet -MUNIGUDA (New Line)				
Sr. No.	**Description**	**Formula**	**Value**	**UoM**
A	Total cost of scheme	-	4.00	Rs. Lac
B	Additional load due to load growth	Refer Technical Loss Calculation	42.58	kVA
C	Total kW due to load growth	Refer Technical Loss Calculation	38.32	kW
D	Total units consumed yearly (Load x days x Hrs x load factor)	C*365*24*LF	33568	kWH
E	Power Purchase cost per unit	-	2.14	Rs.
F	Avg. Power Sale cost per unit	-	6.13	Rs.
G	Diff. (Sale-purchase)	F-E	3.99	Rs.
H	Revenue owing to serving additional load	G*D/(10^5)	1.34	Rs. Lac
I	Revenue owing to tech. loss reduction	Refer Technical Loss Calculation	0.02	Rs. Lac
J	Net Revenue Collected	H+I	1.36	Rs. Lac
K	% revenue return	(J/A)*100	33.9	%
L	Pay Back Period	100/K	2.95	Years

Revenue Return Sheet -J K PUR (New Line)				
Sr. No.	**Description**	**Formula**	**Value**	**UoM**
A	Total cost of scheme	-	85.00	Rs. Lac
B	Additional load due to load growth	Refer Technical Loss Calculation	186.52	kVA
C	Total kW due to load growth	Refer Technical Loss Calculation	167.87	kW
D	Total units consumed yearly (Load x days x Hrs x load factor)	C*365*24*LF	147054	kWH
E	Power Purchase cost per unit	-	2.14	Rs.
F	Avg. Power Sale cost per unit	-	6.13	Rs.
G	Diff. (Sale-purchase)	F-E	3.99	Rs.
H	Revenue owing to serving additional load	G*D/(10^5)	5.87	Rs. Lac
I	Revenue owing to tech. loss reduction	Refer Technical Loss Calculation	6.42	Rs. Lac
J	Net Revenue Collected	H+I	12.29	Rs. Lac
K	% revenue return	(J/A)*100	14.5	%
L	Pay Back Period	100/K	6.92	Years

Revenue Return Sheet -SERIGUMA (New Line)				
Sr. No.	**Description**	**Formula**	**Value**	**UoM**
A	Total cost of scheme	-	35.00	Rs. Lac
B	Additional load due to load growth	Refer Technical Loss Calculation	53.19	kVA
C	Total kW due to load growth	Refer Technical Loss Calculation	47.87	kW
D	Total units consumed yearly (Load x days x Hrs x load factor)	C*365*24*LF	41932	kWH
E	Power Purchase cost per unit	-	2.14	Rs.
F	Avg. Power Sale cost per unit	-	6.13	Rs.
G	Diff. (Sale-purchase)	F-E	3.99	Rs.
H	Revenue owing to serving additional load	G*D/(10^5)	1.67	Rs. Lac
I	Revenue owing to tech. loss reduction	Refer Technical Loss Calculation	0.15	Rs. Lac
J	Net Revenue Collected	H+I	1.82	Rs. Lac
K	% revenue return	(J/A)*100	5.2	%
L	Pay Back Period	100/K	19.20	Years

Revenue Return Sheet -TIKIRI TOWN (New Line)				
Sr. No.	**Description**	**Formula**	**Value**	**UoM**
A	Total cost of scheme	-	69.00	Rs. Lac
B	Additional load due to load growth	Refer Technical Loss Calculation	118.00	kVA
C	Total kW due to load growth	Refer Technical Loss Calculation	106.20	kW
D	Total units consumed yearly (Load x days x Hrs x load factor)	C*365*24*LF	93029	kWH
E	Power Purchase cost per unit	-	2.14	Rs.
F	Avg. Power Sale cost per unit	-	6.13	Rs.
G	Diff. (Sale-purchase)	F-E	3.99	Rs.
H	Revenue owing to serving additional load	G*D/(10^5)	3.71	Rs. Lac
I	Revenue owing to tech. loss reduction	Refer Technical Loss Calculation	4.38	Rs. Lac
J	Net Revenue Collected	H+I	8.09	Rs. Lac
K	% revenue return	(J/A)*100	11.7	%
L	Pay Back Period	100/K	8.53	Years

Revenue Return Sheet -DUTIAPADA (New Line)				
Sr. No.	**Description**	**Formula**	**Value**	**UoM**
A	Total cost of scheme	-	59.00	Rs. Lac
B	Additional load due to load growth	Refer Technical Loss Calculation	97.36	kVA
C	Total kW due to load growth	Refer Technical Loss Calculation	87.63	kW
D	Total units consumed yearly (Load x days x Hrs x load factor)	C*365*24*LF	76760	kWH
E	Power Purchase cost per unit	-	2.14	Rs.
F	Avg. Power Sale cost per unit	-	6.13	Rs.
G	Diff. (Sale-purchase)	F-E	3.99	Rs.
H	Revenue owing to serving additional load	G*D/(10^5)	3.06	Rs. Lac
I	Revenue owing to tech. loss reduction	Refer Technical Loss Calculation	0.02	Rs. Lac
J	Net Revenue Collected	H+I	3.08	Rs. Lac
K	% revenue return	(J/A)*100	5.2	%
L	Pay Back Period	100/K	19.14	Years

Revenue Return Sheet -BATAGUDA+MAHASINGH (New Line)				
Sr. No.	**Description**	**Formula**	**Value**	**UoM**
A	Total cost of scheme	-	2.00	Rs. Lac
B	Additional load due to load growth	Refer Technical Loss Calculation	37.55	kVA
C	Total kW due to load growth	Refer Technical Loss Calculation	33.80	kW
D	Total units consumed yearly (Load x days x Hrs x load factor)	C*365*24*LF	29606	kWH
E	Power Purchase cost per unit	-	2.14	Rs.
F	Avg. Power Sale cost per unit	-	6.13	Rs.
G	Diff. (Sale-purchase)	F-E	3.99	Rs.
H	Revenue owing to serving additional load	G*D/(10^5)	1.18	Rs. Lac
I	Revenue owing to tech. loss reduction	Refer Technical Loss Calculation	0.04	Rs. Lac
J	Net Revenue Collected	H+I	1.22	Rs. Lac
K	% revenue return	(J/A)*100	60.9	%
L	Pay Back Period	100/K	1.64	Years

Revenue Return Sheet -PRATAMAHA+SIMANBADI+RUKANBADI+DASINGBADI (New Line)				
Sr. No.	**Description**	**Formula**	**Value**	**UoM**
A	Total cost of scheme	-	67.00	Rs. Lac
B	Additional load due to load growth	Refer Technical Loss Calculation	278.88	kVA
C	Total kW due to load growth	Refer Technical Loss Calculation	250.99	kW
D	Total units consumed yearly (Load x days x Hrs x load factor)	C*365*24*LF	219868	kWH
E	Power Purchase cost per unit	-	2.14	Rs.
F	Avg. Power Sale cost per unit	-	6.13	Rs.
G	Diff. (Sale-purchase)	F-E	3.99	Rs.
H	Revenue owing to serving additional load	G*D/(10^5)	8.77	Rs. Lac
I	Revenue owing to tech. loss reduction	Refer Technical Loss Calculation	1.52	Rs. Lac
J	Net Revenue Collected	H+I	10.29	Rs. Lac
K	% revenue return	(J/A)*100	15.4	%
L	Pay Back Period	100/K	6.51	Years

Revenue Return Sheet -PALUPAI (New Line)				
Sr. No.	**Description**	**Formula**	**Value**	**UoM**
A	Total cost of scheme	-	14.00	Rs. Lac
B	Additional load due to load growth	Refer Technical Loss Calculation	23.07	kVA
C	Total kW due to load growth	Refer Technical Loss Calculation	20.76	kW
D	Total units consumed yearly (Load x days x Hrs x load factor)	C*365*24*LF	18188	kWH
E	Power Purchase cost per unit	-	2.14	Rs.
F	Avg. Power Sale cost per unit	-	6.13	Rs.
G	Diff. (Sale-purchase)	F-E	3.99	Rs.
H	Revenue owing to serving additional load	G*D/(10^5)	0.73	Rs. Lac
I	Revenue owing to tech. loss reduction	Refer Technical Loss Calculation	0.00	Rs. Lac
J	Net Revenue Collected	H+I	0.73	Rs. Lac
K	% revenue return	(J/A)*100	5.2	%
L	Pay Back Period	100/K	19.28	Years

Revenue Return Sheet -BIKRAMPUR (New Line)				
Sr. No.	**Description**	**Formula**	**Value**	**UoM**
A	Total cost of scheme	-	23.00	Rs. Lac
B	Additional load due to load growth	Refer Technical Loss Calculation	37.23	kVA
C	Total kW due to load growth	Refer Technical Loss Calculation	33.51	kW
D	Total units consumed yearly (Load x days x Hrs x load factor)	C*365*24*LF	29355	kWH
E	Power Purchase cost per unit	-	2.14	Rs.
F	Avg. Power Sale cost per unit	-	6.13	Rs.
G	Diff. (Sale-purchase)	F-E	3.99	Rs.
H	Revenue owing to serving additional load	G*D/(10^5)	1.17	Rs. Lac
I	Revenue owing to tech. loss reduction	Refer Technical Loss Calculation	0.00	Rs. Lac
J	Net Revenue Collected	H+I	1.17	Rs. Lac
K	% revenue return	(J/A)*100	5.1	%
L	Pay Back Period	100/K	19.62	Years

Revenue Return Sheet -GUDARI TOWN (New Line)				
Sr. No.	**Description**	**Formula**	**Value**	**UoM**
A	Total cost of scheme	-	43.00	Rs. Lac
B	Additional load due to load growth	Refer Technical Loss Calculation	104.32	kVA
C	Total kW due to load growth	Refer Technical Loss Calculation	93.89	kW
D	Total units consumed yearly (Load x days x Hrs x load factor)	C*365*24*LF	82248	kWH
E	Power Purchase cost per unit	-	2.14	Rs.
F	Avg. Power Sale cost per unit	-	6.13	Rs.
G	Diff. (Sale-purchase)	F-E	3.99	Rs.
H	Revenue owing to serving additional load	G*D/(10^5)	3.28	Rs. Lac
I	Revenue owing to tech. loss reduction	Refer Technical Loss Calculation	0.78	Rs. Lac
J	Net Revenue Collected	H+I	4.06	Rs. Lac
K	% revenue return	(J/A)*100	9.4	%
L	Pay Back Period	100/K	10.60	Years

Revenue Return Sheet -LALBI (New Line)				
Sr. No.	**Description**	**Formula**	**Value**	**UoM**
A	Total cost of scheme	-	71.00	Rs. Lac
B	Additional load due to load growth	Refer Technical Loss Calculation	106.11	kVA
C	Total kW due to load growth	Refer Technical Loss Calculation	95.50	kW
D	Total units consumed yearly (Load x days x Hrs x load factor)	C*365*24*LF	83657	kWH
E	Power Purchase cost per unit	-	2.14	Rs.
F	Avg. Power Sale cost per unit	-	6.13	Rs.
G	Diff. (Sale-purchase)	F-E	3.99	Rs.
H	Revenue owing to serving additional load	G*D/(10^5)	3.34	Rs. Lac
I	Revenue owing to tech. loss reduction	Refer Technical Loss Calculation	0.16	Rs. Lac
J	Net Revenue Collected	H+I	3.50	Rs. Lac
K	% revenue return	(J/A)*100	4.9	%
L	Pay Back Period	100/K	20.31	Years

Revenue Return Sheet -PANDRIPANI TOWN+DAMSITE (New Line)				
Sr. No.	**Description**	**Formula**	**Value**	**UoM**
A	Total cost of scheme	-	22.00	Rs. Lac
B	Additional load due to load growth	Refer Technical Loss Calculation	107.22	kVA
C	Total kW due to load growth	Refer Technical Loss Calculation	96.50	kW
D	Total units consumed yearly (Load x days x Hrs x load factor)	C*365*24*LF	84534	kWH
E	Power Purchase cost per unit	-	2.14	Rs.
F	Avg. Power Sale cost per unit	-	6.13	Rs.
G	Diff. (Sale-purchase)	F-E	3.99	Rs.
H	Revenue owing to serving additional load	G*D/(10^5)	3.37	Rs. Lac
I	Revenue owing to tech. loss reduction	Refer Technical Loss Calculation	2.79	Rs. Lac
J	Net Revenue Collected	H+I	6.16	Rs. Lac
K	% revenue return	(J/A)*100	28.0	%
L	Pay Back Period	100/K	3.57	Years

Revenue Return Sheet -PADMANAVPUR+JURA (New Line)				
Sr. No.	**Description**	**Formula**	**Value**	**UoM**
A	Total cost of scheme	-	33.00	Rs. Lac
B	Additional load due to load growth	Refer Technical Loss Calculation	47.84	kVA
C	Total kW due to load growth	Refer Technical Loss Calculation	43.06	kW
D	Total units consumed yearly (Load x days x Hrs x load factor)	C*365*24*LF	37718	kWH
E	Power Purchase cost per unit	-	2.14	Rs.
F	Avg. Power Sale cost per unit	-	6.13	Rs.
G	Diff. (Sale-purchase)	F-E	3.99	Rs.
H	Revenue owing to serving additional load	G*D/(10^5)	1.50	Rs. Lac
I	Revenue owing to tech. loss reduction	Refer Technical Loss Calculation	1.39	Rs. Lac
J	Net Revenue Collected	H+I	2.90	Rs. Lac
K	% revenue return	(J/A)*100	8.8	%
L	Pay Back Period	100/K	11.40	Years

Revenue Return Sheet -CHATUA-HATGUDA (New Line)				
Sr. No.	**Description**	**Formula**	**Value**	**UoM**
A	Total cost of scheme	-	65.00	Rs. Lac
B	Additional load due to load growth	Refer Technical Loss Calculation	84.39	kVA
C	Total kW due to load growth	Refer Technical Loss Calculation	75.95	kW
D	Total units consumed yearly (Load x days x Hrs x load factor)	C*365*24*LF	66532	kWH
E	Power Purchase cost per unit	-	2.14	Rs.
F	Avg. Power Sale cost per unit	-	6.13	Rs.
G	Diff. (Sale-purchase)	F-E	3.99	Rs.
H	Revenue owing to serving additional load	G*D/(10^5)	2.65	Rs. Lac
I	Revenue owing to tech. loss reduction	Refer Technical Loss Calculation	0.65	Rs. Lac
J	Net Revenue Collected	H+I	3.31	Rs. Lac
K	% revenue return	(J/A)*100	5.1	%
L	Pay Back Period	100/K	19.65	Years

Revenue Return Sheet -BADEL (New Line)				
Sr. No.	**Description**	**Formula**	**Value**	**UoM**
A	Total cost of scheme	-	110.00	Rs. Lac
B	Additional load due to load growth	Refer Technical Loss Calculation	160.24	kVA
C	Total kW due to load growth	Refer Technical Loss Calculation	144.22	kW
D	Total units consumed yearly (Load x days x Hrs x load factor)	C*365*24*LF	126334	kWH
E	Power Purchase cost per unit	-	2.14	Rs.
F	Avg. Power Sale cost per unit	-	6.13	Rs.
G	Diff. (Sale-purchase)	F-E	3.99	Rs.
H	Revenue owing to serving additional load	G*D/(10^5)	5.04	Rs. Lac
I	Revenue owing to tech. loss reduction	Refer Technical Loss Calculation	0.64	Rs. Lac
J	Net Revenue Collected	H+I	5.68	Rs. Lac
K	% revenue return	(J/A)*100	5.2	%
L	Pay Back Period	100/K	19.35	Years

Revenue Return Sheet -PODAGADA NO-2 (New Line)				
Sr. No.	**Description**	**Formula**	**Value**	**UoM**
A	Total cost of scheme	-	275.00	Rs. Lac
B	Additional load due to load growth	Refer Technical Loss Calculation	153.01	kVA
C	Total kW due to load growth	Refer Technical Loss Calculation	137.71	kW
D	Total units consumed yearly (Load x days x Hrs x load factor)	C*365*24*LF	120637	kWH
E	Power Purchase cost per unit	-	2.14	Rs.
F	Avg. Power Sale cost per unit	-	6.13	Rs.
G	Diff. (Sale-purchase)	F-E	3.99	Rs.
H	Revenue owing to serving additional load	G*D/(10^5)	4.81	Rs. Lac
I	Revenue owing to tech. loss reduction	Refer Technical Loss Calculation	9.14	Rs. Lac
J	Net Revenue Collected	H+I	13.95	Rs. Lac
K	% revenue return	(J/A)*100	5.1	%
L	Pay Back Period	100/K	19.71	Years

Revenue Return Sheet -SUNKI (New Line)				
Sr. No.	**Description**	**Formula**	**Value**	**UoM**
A	Total cost of scheme	-	95.00	Rs. Lac
B	Additional load due to load growth	Refer Technical Loss Calculation	59.76	kVA
C	Total kW due to load growth	Refer Technical Loss Calculation	53.79	kW
D	Total units consumed yearly (Load x days x Hrs x load factor)	C*365*24*LF	47116	kWH
E	Power Purchase cost per unit	-	2.14	Rs.
F	Avg. Power Sale cost per unit	-	6.13	Rs.
G	Diff. (Sale-purchase)	F-E	3.99	Rs.
H	Revenue owing to serving additional load	G*D/(10^5)	1.88	Rs. Lac
I	Revenue owing to tech. loss reduction	Refer Technical Loss Calculation	3.28	Rs. Lac
J	Net Revenue Collected	H+I	5.16	Rs. Lac
K	% revenue return	(J/A)*100	5.4	%
L	Pay Back Period	100/K	18.42	Years

Revenue Return Sheet -PUNGAR+KUNDLI (New Line)				
Sr. No.	**Description**	**Formula**	**Value**	**UoM**
A	Total cost of scheme	-	170.00	Rs. Lac
B	Additional load due to load growth	Refer Technical Loss Calculation	119.19	kVA
C	Total kW due to load growth	Refer Technical Loss Calculation	107.27	kW
D	Total units consumed yearly (Load x days x Hrs x load factor)	C*365*24*LF	93971	kWH
E	Power Purchase cost per unit	-	2.14	Rs.
F	Avg. Power Sale cost per unit	-	6.13	Rs.
G	Diff. (Sale-purchase)	F-E	3.99	Rs.
H	Revenue owing to serving additional load	G*D/(10^5)	3.75	Rs. Lac
I	Revenue owing to tech. loss reduction	Refer Technical Loss Calculation	4.77	Rs. Lac
J	Net Revenue Collected	H+I	8.52	Rs. Lac
K	% revenue return	(J/A)*100	5.0	%
L	Pay Back Period	100/K	19.96	Years

Revenue Return Sheet -GIRLIGUMA (New Line)				
Sr. No.	**Description**	**Formula**	**Value**	**UoM**
A	Total cost of scheme	-	51.00	Rs. Lac
B	Additional load due to load growth	Refer Technical Loss Calculation	70.92	kVA
C	Total kW due to load growth	Refer Technical Loss Calculation	63.83	kW
D	Total units consumed yearly (Load x days x Hrs x load factor)	C*365*24*LF	55917	kWH
E	Power Purchase cost per unit	-	2.14	Rs.
F	Avg. Power Sale cost per unit	-	6.13	Rs.
G	Diff. (Sale-purchase)	F-E	3.99	Rs.
H	Revenue owing to serving additional load	G*D/(10^5)	2.23	Rs. Lac
I	Revenue owing to tech. loss reduction	Refer Technical Loss Calculation	0.36	Rs. Lac
J	Net Revenue Collected	H+I	2.59	Rs. Lac
K	% revenue return	(J/A)*100	5.1	%
L	Pay Back Period	100/K	19.70	Years

Revenue Return Sheet -BALIPETA (New Line)				
Sr. No.	**Description**	**Formula**	**Value**	**UoM**
A	Total cost of scheme	-	78.00	Rs. Lac
B	Additional load due to load growth	Refer Technical Loss Calculation	121.49	kVA
C	Total kW due to load growth	Refer Technical Loss Calculation	109.34	kW
D	Total units consumed yearly (Load x days x Hrs x load factor)	C*365*24*LF	95781	kWH
E	Power Purchase cost per unit	-	2.14	Rs.
F	Avg. Power Sale cost per unit	-	6.13	Rs.
G	Diff. (Sale-purchase)	F-E	3.99	Rs.
H	Revenue owing to serving additional load	G*D/(10^5)	3.82	Rs. Lac
I	Revenue owing to tech. loss reduction	Refer Technical Loss Calculation	0.18	Rs. Lac
J	Net Revenue Collected	H+I	4.00	Rs. Lac
K	% revenue return	(J/A)*100	5.1	%
L	Pay Back Period	100/K	19.50	Years

Revenue Return Sheet -DAMANJODI RURAL+BILAIGUDA/SEMILIGUDA TOWN+DAMANJODI AMLABADI (New Line)				
Sr. No.	**Description**	**Formula**	**Value**	**UoM**
A	Total cost of scheme	-	113.00	Rs. Lac
B	Additional load due to load growth	Refer Technical Loss Calculation	186.75	kVA
C	Total kW due to load growth	Refer Technical Loss Calculation	168.08	kW
D	Total units consumed yearly (Load x days x Hrs x load factor)	C*365*24*LF	147238	kWH
E	Power Purchase cost per unit	-	2.14	Rs.
F	Avg. Power Sale cost per unit	-	6.13	Rs.
G	Diff. (Sale-purchase)	F-E	3.99	Rs.
H	Revenue owing to serving additional load	G*D/(10^5)	5.87	Rs. Lac
I	Revenue owing to tech. loss reduction	Refer Technical Loss Calculation	0.05	Rs. Lac
J	Net Revenue Collected	H+I	5.92	Rs. Lac
K	% revenue return	(J/A)*100	5.2	%
L	Pay Back Period	100/K	19.08	Years

Revenue Return Sheet -PANCHADA (New Line)				
Sr. No.	**Description**	**Formula**	**Value**	**UoM**
A	Total cost of scheme	-	18.00	Rs. Lac
B	Additional load due to load growth	Refer Technical Loss Calculation	54.21	kVA
C	Total kW due to load growth	Refer Technical Loss Calculation	48.79	kW
D	Total units consumed yearly (Load x days x Hrs x load factor)	C*365*24*LF	42738	kWH
E	Power Purchase cost per unit	-	2.14	Rs.
F	Avg. Power Sale cost per unit	-	6.13	Rs.
G	Diff. (Sale-purchase)	F-E	3.99	Rs.
H	Revenue owing to serving additional load	G*D/(10^5)	1.71	Rs. Lac
I	Revenue owing to tech. loss reduction	Refer Technical Loss Calculation	0.30	Rs. Lac
J	Net Revenue Collected	H+I	2.00	Rs. Lac
K	% revenue return	(J/A)*100	11.1	%
L	Pay Back Period	100/K	8.99	Years

Revenue Return Sheet -SUBAI+NANDAPUR TOWN 2 (New Line)				
Sr. No.	**Description**	**Formula**	**Value**	**UoM**

A	Total cost of scheme	-	58.00	Rs. Lac
B	Additional load due to load growth	Refer Technical Loss Calculation	86.99	kVA
C	Total kW due to load growth	Refer Technical Loss Calculation	78.29	kW
D	Total units consumed yearly (Load x days x Hrs x load factor)	C*365*24*LF	68585	kWH
E	Power Purchase cost per unit	-	2.14	Rs.
F	Avg. Power Sale cost per unit	-	6.13	Rs.
G	Diff. (Sale-purchase)	F-E	3.99	Rs.
H	Revenue owing to serving additional load	G*D/(10^5)	2.74	Rs. Lac
I	Revenue owing to tech. loss reduction	Refer Technical Loss Calculation	0.42	Rs. Lac
J	Net Revenue Collected	H+I	3.16	Rs. Lac
K	% revenue return	(J/A)*100	5.4	%
L	Pay Back Period	100/K	18.36	Years

Revenue Return Sheet -PUKALI (New Line)				
Sr. No.	**Description**	**Formula**	**Value**	**UoM**
A	Total cost of scheme	-	116.00	Rs. Lac
B	Additional load due to load growth	Refer Technical Loss Calculation	132.10	kVA
C	Total kW due to load growth	Refer Technical Loss Calculation	118.89	kW
D	Total units consumed yearly (Load x days x Hrs x load factor)	C*365*24*LF	104144	kWH
E	Power Purchase cost per unit	-	2.14	Rs.
F	Avg. Power Sale cost per unit	-	6.13	Rs.
G	Diff. (Sale-purchase)	F-E	3.99	Rs.
H	Revenue owing to serving additional load	G*D/(10^5)	4.16	Rs. Lac
I	Revenue owing to tech. loss reduction	Refer Technical Loss Calculation	1.84	Rs. Lac
J	Net Revenue Collected	H+I	6.00	Rs. Lac
K	% revenue return	(J/A)*100	5.2	%
L	Pay Back Period	100/K	19.34	Years

Revenue Return Sheet -EKAMBA(JHARIGAM)+HATIBADI (New Line)				
Sr. No.	**Description**	**Formula**	**Value**	**UoM**
A	Total cost of scheme	-	40.00	Rs. Lac
B	Additional load due to load growth	Refer Technical Loss Calculation	91.55	kVA
C	Total kW due to load growth	Refer Technical Loss Calculation	82.40	kW
D	Total units consumed yearly (Load x days x Hrs x load factor)	C*365*24*LF	72179	kWH

E	Power Purchase cost per unit	-	2.14	Rs.
F	Avg. Power Sale cost per unit	-	6.13	Rs.
G	Diff. (Sale-purchase)	F-E	3.99	Rs.
H	Revenue owing to serving additional load	G*D/(10^5)	2.88	Rs. Lac
I	Revenue owing to tech. loss reduction	Refer Technical Loss Calculation	1.36	Rs. Lac
J	Net Revenue Collected	H+I	4.24	Rs. Lac
K	% revenue return	(J/A)*100	10.6	%
L	Pay Back Period	100/K	9.43	Years

Revenue Return Sheet -CHHATABEDA+CHELIDONGRI (New Line)				
Sr. No.	**Description**	**Formula**	**Value**	**UoM**
A	Total cost of scheme	-	22.00	Rs. Lac
B	Additional load due to load growth	Refer Technical Loss Calculation	104.42	kVA
C	Total kW due to load growth	Refer Technical Loss Calculation	93.98	kW
D	Total units consumed yearly (Load x days x Hrs x load factor)	C*365*24*LF	82324	kWH
E	Power Purchase cost per unit	-	2.14	Rs.
F	Avg. Power Sale cost per unit	-	6.13	Rs.
G	Diff. (Sale-purchase)	F-E	3.99	Rs.
H	Revenue owing to serving additional load	G*D/(10^5)	3.28	Rs. Lac
I	Revenue owing to tech. loss reduction	Refer Technical Loss Calculation	4.66	Rs. Lac
J	Net Revenue Collected	H+I	7.94	Rs. Lac
K	% revenue return	(J/A)*100	36.1	%
L	Pay Back Period	100/K	2.77	Years

Revenue Return Sheet -PUTURUPADA (New Line)				
Sr. No.	**Description**	**Formula**	**Value**	**UoM**
A	Total cost of scheme	-	63.00	Rs. Lac
B	Additional load due to load growth	Refer Technical Loss Calculation	97.73	kVA
C	Total kW due to load growth	Refer Technical Loss Calculation	87.96	kW
D	Total units consumed yearly (Load x days x Hrs x load factor)	C*365*24*LF	77050	kWH
E	Power Purchase cost per unit	-	2.14	Rs.
F	Avg. Power Sale cost per unit	-	6.13	Rs.
G	Diff. (Sale-purchase)	F-E	3.99	Rs.
H	Revenue owing to serving additional load	G*D/(10^5)	3.07	Rs. Lac
I	Revenue owing to tech. loss reduction	Refer Technical Loss Calculation	0.01	Rs. Lac
J	Net Revenue Collected	H+I	3.09	Rs. Lac
K	% revenue return	(J/A)*100	4.9	%
L	Pay Back Period	100/K	20.42	Years

Revenue Return Sheet -SARGIGUDA (New Line)				
Sr. No.	**Description**	**Formula**	**Value**	**UoM**
A	Total cost of scheme	-	47.00	Rs. Lac
B	Additional load due to load growth	Refer Technical Loss Calculation	64.37	kVA
C	Total kW due to load growth	Refer Technical Loss Calculation	57.93	kW
D	Total units consumed yearly (Load x days x Hrs x load factor)	C*365*24*LF	50749	kWH
E	Power Purchase cost per unit	-	2.14	Rs.
F	Avg. Power Sale cost per unit	-	6.13	Rs.
G	Diff. (Sale-purchase)	F-E	3.99	Rs.
H	Revenue owing to serving additional load	G*D/(10^5)	2.02	Rs. Lac
I	Revenue owing to tech. loss reduction	Refer Technical Loss Calculation	1.27	Rs. Lac
J	Net Revenue Collected	H+I	3.30	Rs. Lac
K	% revenue return	(J/A)*100	7.0	%
L	Pay Back Period	100/K	14.26	Years

Revenue Return Sheet -RAMAGIRI-BOIPARIGU+DIGAPUR-BOIPARIGUD (New Line)				
Sr. No.	**Description**	**Formula**	**Value**	**UoM**
A	Total cost of scheme	-	71.00	Rs. Lac
B	Additional load due to load growth	Refer Technical Loss Calculation	108.37	kVA
C	Total kW due to load growth	Refer Technical Loss Calculation	97.54	kW
D	Total units consumed yearly (Load x days x Hrs x load factor)	C*365*24*LF	85441	kWH
E	Power Purchase cost per unit	-	2.14	Rs.
F	Avg. Power Sale cost per unit	-	6.13	Rs.
G	Diff. (Sale-purchase)	F-E	3.99	Rs.
H	Revenue owing to serving additional load	G*D/(10^5)	3.41	Rs. Lac
I	Revenue owing to tech. loss reduction	Refer Technical Loss Calculation	0.28	Rs. Lac
J	Net Revenue Collected	H+I	3.69	Rs. Lac
K	% revenue return	(J/A)*100	5.2	%
L	Pay Back Period	100/K	19.26	Years

Revenue Return Sheet -LAMTAPUT TOWN (New Line)				
Sr. No.	**Description**	**Formula**	**Value**	**UoM**

A	Total cost of scheme	-	25.00	Rs. Lac
B	Additional load due to load growth	Refer Technical Loss Calculation	40.98	kVA
C	Total kW due to load growth	Refer Technical Loss Calculation	36.88	kW
D	Total units consumed yearly (Load x days x Hrs x load factor)	C*365*24*LF	32307	kWH
E	Power Purchase cost per unit	-	2.14	Rs.
F	Avg. Power Sale cost per unit	-	6.13	Rs.
G	Diff. (Sale-purchase)	F-E	3.99	Rs.
H	Revenue owing to serving additional load	G*D/(10^5)	1.29	Rs. Lac
I	Revenue owing to tech. loss reduction	Refer Technical Loss Calculation	0.11	Rs. Lac
J	Net Revenue Collected	H+I	1.40	Rs. Lac
K	% revenue return	(J/A)*100	5.6	%
L	Pay Back Period	100/K	17.82	Years

Revenue Return Sheet -KOTPAD TOWN (New Line)				
Sr. No.	**Description**	**Formula**	**Value**	**UoM**
A	Total cost of scheme	-	59.00	Rs. Lac
B	Additional load due to load growth	Refer Technical Loss Calculation	68.05	kVA
C	Total kW due to load growth	Refer Technical Loss Calculation	61.24	kW
D	Total units consumed yearly (Load x days x Hrs x load factor)	C*365*24*LF	53650	kWH
E	Power Purchase cost per unit	-	2.14	Rs.
F	Avg. Power Sale cost per unit	-	6.13	Rs.
G	Diff. (Sale-purchase)	F-E	3.99	Rs.
H	Revenue owing to serving additional load	G*D/(10^5)	2.14	Rs. Lac
I	Revenue owing to tech. loss reduction	Refer Technical Loss Calculation	1.25	Rs. Lac
J	Net Revenue Collected	H+I	3.39	Rs. Lac
K	% revenue return	(J/A)*100	5.7	%
L	Pay Back Period	100/K	17.42	Years

Revenue Return Sheet -GIRLA+EKAMBA-SB NUAGAON (New Line)				
Sr. No.	**Description**	**Formula**	**Value**	**UoM**
A	Total cost of scheme	-	18.00	Rs. Lac

B	Additional load due to load growth	Refer Technical Loss Calculation	24.83	kVA
C	Total kW due to load growth	Refer Technical Loss Calculation	22.34	kW
D	Total units consumed yearly (Load x days x Hrs x load factor)	C*365*24*LF	19572	kWH
E	Power Purchase cost per unit	-	2.14	Rs.
F	Avg. Power Sale cost per unit	-	6.13	Rs.
G	Diff. (Sale-purchase)	F-E	3.99	Rs.
H	Revenue owing to serving additional load	G*D/(10^5)	0.78	Rs. Lac
I	Revenue owing to tech. loss reduction	Refer Technical Loss Calculation	0.14	Rs. Lac
J	Net Revenue Collected	H+I	0.92	Rs. Lac
K	% revenue return	(J/A)*100	5.1	%
L	Pay Back Period	100/K	19.56	Years

Revenue Return Sheet -KALIAGUDA-CHALANGU+B MALIGUDA (New Line)				
Sr. No.	**Description**	**Formula**	**Value**	**UoM**
A	Total cost of scheme	-	21	Rs. Lac
B	Additional load due to load growth	Refer Technical Loss Calculation	50.87	kVA
C	Total kW due to load growth	Refer Technical Loss Calculation	45.79	kW
D	Total units consumed yearly (Load x days x Hrs x load factor)	C*365*24*LF	40110	kWH
E	Power Purchase cost per unit	-	2.14	Rs.
F	Avg. Power Sale cost per unit	-	6.13	Rs.
G	Diff. (Sale-purchase)	F-E	3.99	Rs.
H	Revenue owing to serving additional load	G*D/(10^5)	1.6	Rs. Lac
I	Revenue owing to tech. loss reduction	Refer Technical Loss Calculation	1.91	Rs. Lac
J	Net Revenue Collected	H+I	3.51	Rs. Lac
K	% revenue return	(J/A)*100	16.7	%
L	Pay Back Period	100/K	5.98	Years

7.3. Technical Loss Calculation 11kV Line Upgradation:

Stage	Division	Feeder	Peak Loading (kW)	Losses at peak loading (kW)	Avg. Loss reduction (kW) (LLF – 0.48)	Avg. Loss reduction (kw)	Unit saved annually (kWH)	Annual saving (Rs Lacs) (Rs 3.99/Unit)	LG in kW (Considered for 1 year)	Additional LG(Kw)
Before Proposal	AED-I	SHERAGADA-ASKA	1886.10	90.62	49.81	2.36	20644.21	0.82	2003.04	116.94
After Proposal	AED-I	SHERAGADA-ASKA	1881.32	85.77	47.45					
Before Proposal	GSED	KOTLINGI RAMACHAND	565.83	21.72	14.95	0.10	853.12	0.03	596.39	30.55
After Proposal	GSED	KOTLINGI RAMACHAND	565.63	21.52	14.86					
Before Proposal	GNED	DRDA	908.75	24.54	14.84	1.33	11659.20	0.47	1007.81	99.05
After Proposal	GNED	DRDA	906.03	21.81	13.51					
Before Proposal	GNED	MILL	1268.85	35.60	22.50	0.46	4028.32	0.16	1407.16	138.30
After Proposal	GNED	MILL	1267.94	34.64	22.04					
Before Proposal	GNED	KHANDADEULI	1268.84	68.97	44.83	0.49	4281.41	0.17	1407.14	138.30
After Proposal	GNED	KHANDADEULI	1268.84	67.98	44.35					
Before Proposal	HED	TOWN	1611.76	46.11	27.01	3.97	34812.52	1.39	1655.27	43.52
After Proposal	HED	TOWN	1603.63	37.96	23.03					
Before Proposal	HED	NUAGADA	428.65	9.88	6.85	0.01	57.37	0.00	440.23	11.57
After Proposal	HED	NUAGADA	428.64	9.86	6.84					
Before Proposal	PSED	ANGARAGAON OLD	1441.23	76.45	44.26	8.48	74268.04	2.96	1534.91	93.68
After Proposal	PSED	ANGARAGAON OLD	1423.91	58.94	35.78					
Before Proposal	PSED	BHUTASARSINGI	1952.87	195.59	105.64	0.37	3274.15	0.13	2079.81	126.94
After Proposal	PSED	BHUTASARSINGI	1952.15	194.82	105.26					
Before Proposal	PSED	BHATAKUMARADA	1124.42	51.36	29.42	6.20	54354.70	2.17	1197.51	73.09
After Proposal	PSED	BHATAKUMARADA	1111.70	38.60	23.22					
Before Proposal	BED-1	OLD GOPALPUR	62.10	1.54	1.19	0.00	40.64	0.00	365.26	303.17
After Proposal	BED-1	OLD GOPALPUR	62.09	1.53	1.19					
Before Proposal	BED-1	MANDIAPALI	790.14	20.06	13.36	0.04	323.31	0.01	830.44	40.30
After Proposal	BED-1	MANDIAPALI	790.07	19.99	13.32					
Before Proposal	BED-1	GAJAPATI NAGAR	1799.95	49.21	27.47	0.13	1107.90	0.04	1891.75	91.80

Stage	Division	Feeder	Peak Loading (kW)	Losses at peak loading (kW)	Avg. Loss reduction (kW) (LLF – 0.48)	Avg. Loss reduction (kw)	Unit saved annually (kWH)	Annual saving (Rs Lacs) (Rs 3.99/Unit)	LG in kW (Considered for 1 year)	Additional LG(Kw)
After Proposal	BED-1	GAJAPATI NAGAR	1799.69	48.95	27.34					
Before Proposal	BED-1	NARAYANPUR	762.26	13.51	9.27	0.20	1708.35	0.07	801.14	38.88
After Proposal	BED-1	NARAYANPUR	761.87	13.11	9.07					
Before Proposal	BED-1	KAMAPALLI	2865.53	86.48	48.59	2.64	23152.68	0.92	3011.67	146.14
After Proposal	BED-1	KAMAPALLI	2860.12	81.07	45.95					
Before Proposal	BED-1	TATA COLONY	853.17	27.15	15.53	1.94	16997.43	0.68	896.69	43.51
After Proposal	BED-1	TATA COLONY	849.24	23.17	13.59					
Before Proposal	BED-1	RAGHUNATHPUR	1954.74	46.88	29.79	2.31	20215.53	0.81	2054.43	99.69
After Proposal	BED-1	RAGHUNATHPUR	1950.01	42.13	27.48					
Before Proposal	BED-2	DALUA SAHI	1937.62	31.47	20.03	0.94	8261.07	0.33	2024.81	87.19
After Proposal	BED-2	DALUA SAHI	1935.69	29.53	19.09					
Before Proposal	BED-3	SORALA	2280.58	185.11	102.59	0.20	1759.32	0.07	2503.20	222.63
After Proposal	BED-3	SORALA	2280.17	184.69	102.39					
Before Proposal	BED-3	KUKUDAKHANDI	1594.71	53.37	30.11	6.61	57891.00	2.31	1666.48	71.76
After Proposal	BED-3	KUKUDAKHANDI	1581.42	39.83	23.50					
Before Proposal	BED-3	BHAIRABI	1097.07	29.90	17.77	0.45	3899.18	0.16	1146.44	49.37
After Proposal	BED-3	BHAIRABI	1098.17	29.00	17.32					
Before Proposal	BED-3	BORIGAON	583.19	18.10	10.74	0.03	296.32	0.01	609.43	26.24
After Proposal	BED-3	BORIGAON	583.12	18.03	10.71					
Before Proposal	BED-3	LOCHAPADA	4372.13	340.16	174.98	32.58	285384.58	11.39	4568.88	196.75
After Proposal	BED-3	LOCHAPADA	4306.25	273.54	142.40					
Before Proposal	BNED	BHANJANAGAR COLLEG	2555.04	73.84	43.65	0.07	621.86	0.02	2677.68	122.64
After Proposal	BNED	BHANJANAGAR COLLEG	2554.89	73.69	43.58					
Before Proposal	PED	CHURCH	416.31	15.05	12.19	0.92	8016.94	0.32	450.62	34.30
After Proposal	PED	CHURCH	414.62	13.11	11.27					
Before Proposal	PED	RUJANGI	432.93	20.83	15.56	0.75	6588.06	0.26	467.56	34.63
After Proposal	PED	RUJANGI	432.17	19.24	14.80					
Before Proposal	PED	G UDAYAGIRI TOWN 1	718.58	23.00	17.15	1.45	12710.51	0.51	776.07	57.49
After Proposal	PED	G UDAYAGIRI TOWN 1	716.34	19.96	15.70					

Stage	Division	Feeder	Peak Loading (kW)	Losses at peak loading (kW)	Avg. Loss reduction (kW) (LLF – 0.48)	Avg. Loss reduction (kw)	Unit saved annually (kWH)	Annual saving (Rs Lacs) (Rs 3.99/Unit)	LG in kW (Considered for 1 year)	Additional LG(Kw)
Before Proposal	GED	KUJENDRI	806.36	116.79	67.88	24.60	215486.31	8.60	857.96	51.61
After Proposal	GED	KUJENDRI	759.00	65.71	43.28					
Before Proposal	MED	MV 64/10	908.76	69.15	39.12	0.56	4905.24	0.20	985.10	76.34
After Proposal	MED	MV 64/10	909.12	67.98	38.56					
Before Proposal	MED	MV 55	428.64	26.46	15.93	1.20	10499.58	0.42	464.65	36.01
After Proposal	MED	MV 55	429.21	23.96	14.73					
Before Proposal	MED	AYAPPA	411.51	22.69	17.87	0.70	6117.95	0.24	446.08	34.57
After Proposal	MED	AYAPPA	410.68	21.18	17.17					
Before Proposal	MED	PANGAM	1028.81	121.88	73.83	13.29	116411.23	4.64	1115.24	86.42
After Proposal	MED	PANGAM	1009.54	93.36	60.54					
Before Proposal	PKED	PARALAKHEMUNDI TOWN-4	3789.40	192.50	104.55	17.27	151316.05	6.04	4009.19	219.79
After Proposal	PKED	PARALAKHEMUNDI TOWN-4	3754.03	157.11	87.28					
Before Proposal	PKED	PARALAKHEMUNDI TOWN-3	1114.51	25.58	15.96	0.91	7973.00	0.32	1179.15	64.64
After Proposal	PKED	PARALAKHEMUNDI TOWN-3	1112.64	23.71	15.05					
Before Proposal	NED	MOHAND	496.80	19.22	14.03	0.16	1374.18	0.05	538.03	41.23
After Proposal	NED	MOHAND	496.50	18.89	13.88					
Before Proposal	NED	KACHARAPADA	872.71	52.87	33.80	3.34	29217.93	1.17	945.14	72.43
After Proposal	NED	KACHARAPADA	869.16	45.86	30.47					
Before Proposal	NED	GURUSINGHA	1129.61	51.02	33.45	2.55	22335.13	0.89	1223.36	93.76
After Proposal	NED	GURUSINGHA	1125.36	45.70	30.90					
Before Proposal	NED	TURUDIHI	2163.52	257.93	145.71	1.22	10727.90	0.43	2343.09	179.57
After Proposal	NED	TURUDIHI	2161.26	255.37	144.49					
Before Proposal	NED	HATABARANDI	2498.32	382.30	202.82	19.78	173300.85	6.91	2705.68	207.36
After Proposal	NED	HATABARANDI	2579.64	340.80	183.04					

7.4. Cost Benefit Analysis-11kV Line Upgradation

Revenue Return Sheet -SHERAGADA-ASKA (Upgradation)				
Sr. No.	**Description**	**Formula**	**Value**	**UoM**
A	Total cost of scheme	-	27.00	Rs. Lac
B	Additional load due to load growth		129.93	kVA
C	Total kW due to load growth	Refer Technical Loss Calculation	116.94	kW
D	Total units consumed yearly (Load x days x Hrs x load factor)	C*365*24*LF	102438.06	kWH
E	Power Purchase cost per unit	-	2.14	Rs.
F	Avg. Power Sale cost per unit	-	6.13	Rs.
G	Diff. (Sale-purchase)	F-E	3.99	Rs.
H	Revenue owing to serving additional load	G*D/(10^5)	4.09	Rs. Lac
I	Revenue owing to tech. loss reduction	Refer Technical Loss Calculation	0.82	Rs. Lac
J	Net Revenue Collected	H+I	4.91	Rs. Lac
K	% revenue return	(J/A)*100	18.19	%
L	Pay Back Period	100/K	5.50	Years

Revenue Return Sheet -KOTLINGI RAMACHAND (Upgradation)				
Sr. No.	**Description**	**Formula**	**Value**	**UoM**
A	Total cost of scheme	-	12.00	Rs. Lac
B	Additional load due to load growth		33.95	kVA
C	Total kW due to load growth	Refer Technical Loss Calculation	30.55	kW
D	Total units consumed yearly (Load x days x Hrs x load factor)	C*365*24*LF	26766.16	kWH
E	Power Purchase cost per unit	-	2.14	Rs.
F	Avg. Power Sale cost per unit	-	6.13	Rs.
G	Diff. (Sale-purchase)	F-E	3.99	Rs.
H	Revenue owing to serving additional load	G*D/(10^5)	1.07	Rs. Lac
I	Revenue owing to tech. loss reduction	Refer Technical Loss Calculation	0.03	Rs. Lac
J	Net Revenue Collected	H+I	1.10	Rs. Lac
K	% revenue return	(J/A)*100	9.18	%
L	Pay Back Period	100/K	10.89	Years

Revenue Return Sheet -DRDA (Upgradation)				
Sr. No.	**Description**	**Formula**	**Value**	**UoM**
A	Total cost of scheme	-	38.00	Rs. Lac
B	Additional load due to load growth		110.06	kVA
C	Total kW due to load growth	Refer Technical Loss Calculation	99.05	kW
D	Total units consumed yearly (Load x days x Hrs x load factor)	C*365*24*LF	86771.53	kWH
E	Power Purchase cost per unit	-	2.14	Rs.
F	Avg. Power Sale cost per unit	-	6.13	Rs.
G	Diff. (Sale-purchase)	F-E	3.99	Rs.
H	Revenue owing to serving additional load	G*D/(10^5)	3.46	Rs. Lac
I	Revenue owing to tech. loss reduction	Refer Technical Loss Calculation	0.47	Rs. Lac
J	Net Revenue Collected	H+I	3.93	Rs. Lac
K	% revenue return	(J/A)*100	10.34	%
L	Pay Back Period	100/K	9.68	Years

Revenue Return Sheet -MILL (Upgradation)				
Sr. No.	**Description**	**Formula**	**Value**	**UoM**
A	Total cost of scheme	-	6.00	Rs. Lac
B	Additional load due to load growth		153.67	kVA
C	Total kW due to load growth	Refer Technical Loss Calculation	138.30	kW
D	Total units consumed yearly (Load x days x Hrs x load factor)	C*365*24*LF	121154.95	kWH
E	Power Purchase cost per unit	-	2.14	Rs.
F	Avg. Power Sale cost per unit	-	6.13	Rs.
G	Diff. (Sale-purchase)	F-E	3.99	Rs.
H	Revenue owing to serving additional load	G*D/(10^5)	4.83	Rs. Lac
I	Revenue owing to tech. loss reduction	Refer Technical Loss Calculation	0.16	Rs. Lac
J	Net Revenue Collected	H+I	4.99	Rs. Lac
K	% revenue return	(J/A)*100	83.25	%
L	Pay Back Period	100/K	1.20	Years

Revenue Return Sheet -KHANDADEULI (Upgradation)				
Sr. No.	**Description**	**Formula**	**Value**	**UoM**
A	Total cost of scheme	-	43.00	Rs. Lac
B	Additional load due to load growth		153.67	kVA
C	Total kW due to load growth	Refer Technical Loss Calculation	138.30	kW
D	Total units consumed yearly (Load x days x Hrs x load factor)	C*365*24*LF	121153.52	kWH
E	Power Purchase cost per unit	-	2.14	Rs.
F	Avg. Power Sale cost per unit	-	6.13	Rs.
G	Diff. (Sale-purchase)	F-E	3.99	Rs.
H	Revenue owing to serving additional load	G*D/(10^5)	4.83	Rs. Lac
I	Revenue owing to tech. loss reduction	Refer Technical Loss Calculation	0.17	Rs. Lac
J	Net Revenue Collected	H+I	5.00	Rs. Lac
K	% revenue return	(J/A)*100	11.64	%
L	Pay Back Period	100/K	8.59	Years

Revenue Return Sheet -TOWN (Upgradation)				
Sr. No.	**Description**	**Formula**	**Value**	**UoM**
A	Total cost of scheme	-	27.00	Rs. Lac
B	Additional load due to load growth		48.35	kVA
C	Total kW due to load growth	Refer Technical Loss Calculation	43.52	kW
D	Total units consumed yearly (Load x days x Hrs x load factor)	C*365*24*LF	38121.24	kWH
E	Power Purchase cost per unit	-	2.14	Rs.
F	Avg. Power Sale cost per unit	-	6.13	Rs.
G	Diff. (Sale-purchase)	F-E	3.99	Rs.
H	Revenue owing to serving additional load	G*D/(10^5)	1.52	Rs. Lac
I	Revenue owing to tech. loss reduction	Refer Technical Loss Calculation	1.39	Rs. Lac
J	Net Revenue Collected	H+I	2.91	Rs. Lac
K	% revenue return	(J/A)*100	10.78	%
L	Pay Back Period	100/K	9.28	Years

Revenue Return Sheet -NUAGADA (Upgradation)				
Sr. No.	**Description**	**Formula**	**Value**	**UoM**
A	Total cost of scheme	-	5.00	Rs. Lac
B	Additional load due to load growth		12.86	kVA
C	Total kW due to load growth	Refer Technical Loss Calculation	11.57	kW
D	Total units consumed yearly (Load x days x Hrs x load factor)	C*365*24*LF	10138.51	kWH
E	Power Purchase cost per unit	-	2.14	Rs.
F	Avg. Power Sale cost per unit	-	6.13	Rs.
G	Diff. (Sale-purchase)	F-E	3.99	Rs.
H	Revenue owing to serving additional load	G*D/(10^5)	0.40	Rs. Lac
I	Revenue owing to tech. loss reduction	Refer Technical Loss Calculation	0.00	Rs. Lac
J	Net Revenue Collected	H+I	0.41	Rs. Lac
K	% revenue return	(J/A)*100	8.14	%
L	Pay Back Period	100/K	12.29	Years

Revenue Return Sheet -ANGARAGAON OLD (Upgradation)				
Sr. No.	**Description**	**Formula**	**Value**	**UoM**
A	Total cost of scheme	-	47.00	Rs. Lac
B	Additional load due to load growth		104.09	kVA
C	Total kW due to load growth	Refer Technical Loss Calculation	93.68	kW
D	Total units consumed yearly (Load x days x Hrs x load factor)	C*365*24*LF	82063.72	kWH
E	Power Purchase cost per unit	-	2.14	Rs.
F	Avg. Power Sale cost per unit	-	6.13	Rs.
G	Diff. (Sale-purchase)	F-E	3.99	Rs.
H	Revenue owing to serving additional load	G*D/(10^5)	3.27	Rs. Lac
I	Revenue owing to tech. loss reduction	Refer Technical Loss Calculation	2.96	Rs. Lac
J	Net Revenue Collected	H+I	6.24	Rs. Lac
K	% revenue return	(J/A)*100	13.27	%
L	Pay Back Period	100/K	7.53	Years

Revenue Return Sheet -BHUTASARSINGI (Upgradation)				
Sr. No.	**Description**	**Formula**	**Value**	**UoM**
A	Total cost of scheme	-	76.00	Rs. Lac
B	Additional load due to load growth		141.04	kVA
C	Total kW due to load growth	Refer Technical Loss Calculation	126.94	kW
D	Total units consumed yearly (Load x days x Hrs x load factor)	C*365*24*LF	111196.55	kWH
E	Power Purchase cost per unit	-	2.14	Rs.
F	Avg. Power Sale cost per unit	-	6.13	Rs.
G	Diff. (Sale-purchase)	F-E	3.99	Rs.
H	Revenue owing to serving additional load	G*D/(10^5)	4.44	Rs. Lac
I	Revenue owing to tech. loss reduction	Refer Technical Loss Calculation	0.13	Rs. Lac
J	Net Revenue Collected	H+I	4.57	Rs. Lac
K	% revenue return	(J/A)*100	6.01	%
L	Pay Back Period	100/K	16.64	Years

Revenue Return Sheet -BHATAKUMARADA (Upgradation)				
Sr. No.	**Description**	**Formula**	**Value**	**UoM**
A	Total cost of scheme	-	65.00	Rs. Lac
B	Additional load due to load growth		81.21	kVA
C	Total kW due to load growth	Refer Technical Loss Calculation	73.09	kW
D	Total units consumed yearly (Load x days x Hrs x load factor)	C*365*24*LF	64024.45	kWH
E	Power Purchase cost per unit	-	2.14	Rs.
F	Avg. Power Sale cost per unit	-	6.13	Rs.
G	Diff. (Sale-purchase)	F-E	3.99	Rs.
H	Revenue owing to serving additional load	G*D/(10^5)	2.55	Rs. Lac
I	Revenue owing to tech. loss reduction	Refer Technical Loss Calculation	2.17	Rs. Lac
J	Net Revenue Collected	H+I	4.72	Rs. Lac
K	% revenue return	(J/A)*100	7.27	%
L	Pay Back Period	100/K	13.76	Years

Revenue Return Sheet -OLD GOPALPUR (Upgradation)				
Sr. No.	**Description**	**Formula**	**Value**	**UoM**
A	Total cost of scheme	-	32.00	Rs. Lac
B	Additional load due to load growth		336.85	kVA
C	Total kW due to load growth	Refer Technical Loss Calculation	303.17	kW
D	Total units consumed yearly (Load x days x Hrs x load factor)	C*365*24*LF	265574.27	kWH
E	Power Purchase cost per unit	-	2.14	Rs.
F	Avg. Power Sale cost per unit	-	6.13	Rs.
G	Diff. (Sale-purchase)	F-E	3.99	Rs.
H	Revenue owing to serving additional load	G*D/(10^5)	10.60	Rs. Lac
I	Revenue owing to tech. loss reduction	Refer Technical Loss Calculation	0.00	Rs. Lac
J	Net Revenue Collected	H+I	10.60	Rs. Lac
K	% revenue return	(J/A)*100	33.12	%
L	Pay Back Period	100/K	3.02	Years

Revenue Return Sheet -MANDIAPALI (Upgradation)				
Sr. No.	**Description**	**Formula**	**Value**	**UoM**
A	Total cost of scheme	-	16.00	Rs. Lac
B	Additional load due to load growth		44.77	kVA
C	Total kW due to load growth	Refer Technical Loss Calculation	40.30	kW
D	Total units consumed yearly (Load x days x Hrs x load factor)	C*365*24*LF	35300.38	kWH
E	Power Purchase cost per unit	-	2.14	Rs.
F	Avg. Power Sale cost per unit	-	6.13	Rs.
G	Diff. (Sale-purchase)	F-E	3.99	Rs.
H	Revenue owing to serving additional load	G*D/(10^5)	1.41	Rs. Lac
I	Revenue owing to tech. loss reduction	Refer Technical Loss Calculation	0.01	Rs. Lac
J	Net Revenue Collected	H+I	1.42	Rs. Lac
K	% revenue return	(J/A)*100	8.88	%
L	Pay Back Period	100/K	11.26	Years

Revenue Return Sheet -GAJAPATI NAGAR (Upgradation)

Sr. No.	Description	Formula	Value	UoM
A	Total cost of scheme	-	11.00	Rs. Lac
B	Additional load due to load growth		102.00	kVA
C	Total kW due to load growth	Refer Technical Loss Calculation	91.80	kW
D	Total units consumed yearly (Load x days x Hrs x load factor)	C*365*24*LF	80414.50	kWH
E	Power Purchase cost per unit	-	2.14	Rs.
F	Avg. Power Sale cost per unit	-	6.13	Rs.
G	Diff. (Sale-purchase)	F-E	3.99	Rs.
H	Revenue owing to serving additional load	G*D/(10^5)	3.21	Rs. Lac
I	Revenue owing to tech. loss reduction	Refer Technical Loss Calculation	0.04	Rs. Lac
J	Net Revenue Collected	H+I	3.25	Rs. Lac
K	% revenue return	(J/A)*100	29.57	%
L	Pay Back Period	100/K	3.38	Years

Revenue Return Sheet -NARAYANPUR (Upgradation)				
Sr. No.	**Description**	**Formula**	**Value**	**UoM**
A	Total cost of scheme	-	16.00	Rs. Lac
B	Additional load due to load growth		43.19	kVA
C	Total kW due to load growth	Refer Technical Loss Calculation	38.88	kW
D	Total units consumed yearly (Load x days x Hrs x load factor)	C*365*24*LF	34054.80	kWH
E	Power Purchase cost per unit	-	2.14	Rs.
F	Avg. Power Sale cost per unit	-	6.13	Rs.
G	Diff. (Sale-purchase)	F-E	3.99	Rs.
H	Revenue owing to serving additional load	G*D/(10^5)	1.36	Rs. Lac
I	Revenue owing to tech. loss reduction	Refer Technical Loss Calculation	0.07	Rs. Lac
J	Net Revenue Collected	H+I	1.43	Rs. Lac
K	% revenue return	(J/A)*100	8.92	%
L	Pay Back Period	100/K	11.21	Years

Revenue Return Sheet -KAMAPALLI (Upgradation)				
Sr. No.	**Description**	**Formula**	**Value**	**UoM**
A	Total cost of scheme	-	16.00	Rs. Lac
B	Additional load due to load growth		162.38	kVA
C	Total kW due to load growth	Refer Technical Loss Calculation	146.14	kW
D	Total units consumed yearly (Load x days x Hrs x load factor)	C*365*24*LF	128020.33	kWH
E	Power Purchase cost per unit	-	2.14	Rs.
F	Avg. Power Sale cost per unit	-	6.13	Rs.
G	Diff. (Sale-purchase)	F-E	3.99	Rs.
H	Revenue owing to serving additional load	G*D/(10^5)	5.11	Rs. Lac
I	Revenue owing to tech. loss reduction	Refer Technical Loss Calculation	0.92	Rs. Lac
J	Net Revenue Collected	H+I	6.03	Rs. Lac
K	% revenue return	(J/A)*100	37.70	%
L	Pay Back Period	100/K	2.65	Years

Revenue Return Sheet -TATA COLONY (Upgradation)				
Sr. No.	**Description**	**Formula**	**Value**	**UoM**
A	Total cost of scheme	-	16.00	Rs. Lac
B	Additional load due to load growth		48.35	kVA
C	Total kW due to load growth	Refer Technical Loss Calculation	43.51	kW
D	Total units consumed yearly (Load x days x Hrs x load factor)	C*365*24*LF	38116.43	kWH
E	Power Purchase cost per unit	-	2.14	Rs.
F	Avg. Power Sale cost per unit	-	6.13	Rs.
G	Diff. (Sale-purchase)	F-E	3.99	Rs.
H	Revenue owing to serving additional load	G*D/(10^5)	1.52	Rs. Lac
I	Revenue owing to tech. loss reduction	Refer Technical Loss Calculation	0.68	Rs. Lac
J	Net Revenue Collected	H+I	2.20	Rs. Lac
K	% revenue return	(J/A)*100	13.74	%
L	Pay Back Period	100/K	7.28	Years

Revenue Return Sheet -RAGHUNATHPUR (Upgradation)				
Sr. No.	**Description**	**Formula**	**Value**	**UoM**
A	Total cost of scheme	-	16.00	Rs. Lac
B	Additional load due to load growth		110.77	kVA
C	Total kW due to load growth	Refer Technical Loss Calculation	99.69	kW
D	Total units consumed yearly (Load x days x Hrs x load factor)	C*365*24*LF	87329.83	kWH
E	Power Purchase cost per unit	-	2.14	Rs.
F	Avg. Power Sale cost per unit	-	6.13	Rs.
G	Diff. (Sale-purchase)	F-E	3.99	Rs.
H	Revenue owing to serving additional load	G*D/(10^5)	3.48	Rs. Lac
I	Revenue owing to tech. loss reduction	Refer Technical Loss Calculation	0.81	Rs. Lac
J	Net Revenue Collected	H+I	4.29	Rs. Lac
K	% revenue return	(J/A)*100	26.82	%
L	Pay Back Period	100/K	3.73	Years

Revenue Return Sheet -DALUA SAHI (Upgradation)				
Sr. No.	**Description**	**Formula**	**Value**	**UoM**
A	Total cost of scheme	-	7.00	Rs. Lac
B	Additional load due to load growth		96.88	kVA
C	Total kW due to load growth	Refer Technical Loss Calculation	87.19	kW
D	Total units consumed yearly (Load x days x Hrs x load factor)	C*365*24*LF	76380.91	kWH
E	Power Purchase cost per unit	-	2.14	Rs.
F	Avg. Power Sale cost per unit	-	6.13	Rs.
G	Diff. (Sale-purchase)	F-E	3.99	Rs.
H	Revenue owing to serving additional load	G*D/(10^5)	3.05	Rs. Lac
I	Revenue owing to tech. loss reduction	Refer Technical Loss Calculation	0.33	Rs. Lac
J	Net Revenue Collected	H+I	3.38	Rs. Lac
K	% revenue return	(J/A)*100	48.25	%
L	Pay Back Period	100/K	2.07	Years

Revenue Return Sheet -SORALA (Upgradation)				
Sr. No.	**Description**	**Formula**	**Value**	**UoM**
A	Total cost of scheme	-	117.00	Rs. Lac
B	Additional load due to load growth		247.36	kVA
C	Total kW due to load growth	Refer Technical Loss Calculation	222.63	kW
D	Total units consumed yearly (Load x days x Hrs x load factor)	C*365*24*LF	195020.33	kWH
E	Power Purchase cost per unit	-	2.14	Rs.
F	Avg. Power Sale cost per unit	-	6.13	Rs.
G	Diff. (Sale-purchase)	F-E	3.99	Rs.
H	Revenue owing to serving additional load	G*D/(10^5)	7.78	Rs. Lac
I	Revenue owing to tech. loss reduction	Refer Technical Loss Calculation	0.07	Rs. Lac
J	Net Revenue Collected	H+I	7.85	Rs. Lac
K	% revenue return	(J/A)*100	6.71	%
L	Pay Back Period	100/K	14.90	Years

Revenue Return Sheet -KUKUDAKHANDI (Upgradation)				
Sr. No.	**Description**	**Formula**	**Value**	**UoM**
A	Total cost of scheme	-	32.00	Rs. Lac
B	Additional load due to load growth		79.74	kVA
C	Total kW due to load growth	Refer Technical Loss Calculation	71.76	kW
D	Total units consumed yearly (Load x days x Hrs x load factor)	C*365*24*LF	62863.65	kWH
E	Power Purchase cost per unit	-	2.14	Rs.
F	Avg. Power Sale cost per unit	-	6.13	Rs.
G	Diff. (Sale-purchase)	F-E	3.99	Rs.
H	Revenue owing to serving additional load	G*D/(10^5)	2.51	Rs. Lac
I	Revenue owing to tech. loss reduction	Refer Technical Loss Calculation	2.31	Rs. Lac
J	Net Revenue Collected	H+I	4.82	Rs. Lac
K	% revenue return	(J/A)*100	15.06	%
L	Pay Back Period	100/K	6.64	Years

Revenue Return Sheet -BHAIRABI (Upgradation)				
Sr. No.	**Description**	**Formula**	**Value**	**UoM**
A	Total cost of scheme	-	23.00	Rs. Lac
B	Additional load due to load growth		54.85	kVA
C	Total kW due to load growth	Refer Technical Loss Calculation	49.37	kW
D	Total units consumed yearly (Load x days x Hrs x load factor)	C*365*24*LF	43246.49	kWH
E	Power Purchase cost per unit	-	2.14	Rs.
F	Avg. Power Sale cost per unit	-	6.13	Rs.
G	Diff. (Sale-purchase)	F-E	3.99	Rs.
H	Revenue owing to serving additional load	G*D/(10^5)	1.73	Rs. Lac
I	Revenue owing to tech. loss reduction	Refer Technical Loss Calculation	0.16	Rs. Lac
J	Net Revenue Collected	H+I	1.88	Rs. Lac
K	% revenue return	(J/A)*100	8.18	%
L	Pay Back Period	100/K	12.23	Years

Revenue Return Sheet -BORIGAON (Upgradation)				
Sr. No.	**Description**	**Formula**	**Value**	**UoM**
A	Total cost of scheme	-	16.00	Rs. Lac
B	Additional load due to load growth		29.16	kVA
C	Total kW due to load growth	Refer Technical Loss Calculation	26.24	kW
D	Total units consumed yearly (Load x days x Hrs x load factor)	C*365*24*LF	22989.19	kWH
E	Power Purchase cost per unit	-	2.14	Rs.
F	Avg. Power Sale cost per unit	-	6.13	Rs.
G	Diff. (Sale-purchase)	F-E	3.99	Rs.
H	Revenue owing to serving additional load	G*D/(10^5)	0.92	Rs. Lac
I	Revenue owing to tech. loss reduction	Refer Technical Loss Calculation	0.01	Rs. Lac
J	Net Revenue Collected	H+I	0.93	Rs. Lac
K	% revenue return	(J/A)*100	5.81	%
L	Pay Back Period	100/K	17.22	Years

Revenue Return Sheet -LOCHAPADA (Upgradation)				
Sr. No.	**Description**	**Formula**	**Value**	**UoM**
A	Total cost of scheme	-	47.00	Rs. Lac
B	Additional load due to load growth		218.61	kVA
C	Total kW due to load growth	Refer Technical Loss Calculation	196.75	kW
D	Total units consumed yearly (Load x days x Hrs x load factor)	C*365*24*LF	172349.38	kWH
E	Power Purchase cost per unit	-	2.14	Rs.
F	Avg. Power Sale cost per unit	-	6.13	Rs.
G	Diff. (Sale-purchase)	F-E	3.99	Rs.
H	Revenue owing to serving additional load	G*D/(10^5)	6.88	Rs. Lac
I	Revenue owing to tech. loss reduction	Refer Technical Loss Calculation	11.39	Rs. Lac
J	Net Revenue Collected	H+I	18.26	Rs. Lac
K	% revenue return	(J/A)*100	38.86	%
L	Pay Back Period	100/K	2.57	Years

Revenue Return Sheet -BHANJANAGAR COLLEG (Upgradation)				
Sr. No.	**Description**	**Formula**	**Value**	**UoM**
A	Total cost of scheme	-	9.00	Rs. Lac
B	Additional load due to load growth		136.27	kVA
C	Total kW due to load growth	Refer Technical Loss Calculation	122.64	kW
D	Total units consumed yearly (Load x days x Hrs x load factor)	C*365*24*LF	107434.14	kWH
E	Power Purchase cost per unit	-	2.14	Rs.
F	Avg. Power Sale cost per unit	-	6.13	Rs.
G	Diff. (Sale-purchase)	F-E	3.99	Rs.
H	Revenue owing to serving additional load	G*D/(10^5)	4.29	Rs. Lac
I	Revenue owing to tech. loss reduction	Refer Technical Loss Calculation	0.02	Rs. Lac
J	Net Revenue Collected	H+I	4.31	Rs. Lac
K	% revenue return	(J/A)*100	47.90	%
L	Pay Back Period	100/K	2.09	Years

Revenue Return Sheet -CHURCH (Upgradation)

Sr. No.	Description	Formula	Value	UoM
A	Total cost of scheme	-	30.00	Rs. Lac
B	Additional load due to load growth		38.12	kVA
C	Total kW due to load growth	Refer Technical Loss Calculation	34.30	kW
D	Total units consumed yearly (Load x days x Hrs x load factor)	C*365*24*LF	30051.08	kWH
E	Power Purchase cost per unit	-	2.14	Rs.
F	Avg. Power Sale cost per unit	-	6.13	Rs.
G	Diff. (Sale-purchase)	F-E	3.99	Rs.
H	Revenue owing to serving additional load	G*D/(10^5)	1.20	Rs. Lac
I	Revenue owing to tech. loss reduction	Refer Technical Loss Calculation	0.32	Rs. Lac
J	Net Revenue Collected	H+I	1.52	Rs. Lac
K	% revenue return	(J/A)*100	5.06	%
L	Pay Back Period	100/K	19.75	Years

Revenue Return Sheet -RUJANGI (Upgradation)				
Sr. No.	**Description**	**Formula**	**Value**	**UoM**
A	Total cost of scheme	-	18.00	Rs. Lac
B	Additional load due to load growth		38.48	kVA
C	Total kW due to load growth	Refer Technical Loss Calculation	34.63	kW
D	Total units consumed yearly (Load x days x Hrs x load factor)	C*365*24*LF	30339.40	kWH
E	Power Purchase cost per unit	-	2.14	Rs.
F	Avg. Power Sale cost per unit	-	6.13	Rs.
G	Diff. (Sale-purchase)	F-E	3.99	Rs.
H	Revenue owing to serving additional load	G*D/(10^5)	1.21	Rs. Lac
I	Revenue owing to tech. loss reduction	Refer Technical Loss Calculation	0.26	Rs. Lac
J	Net Revenue Collected	H+I	1.47	Rs. Lac
K	% revenue return	(J/A)*100	8.19	%
L	Pay Back Period	100/K	12.22	Years

Revenue Return Sheet -G UDAYAGIRI TOWN 1 (Upgradation)				
Sr. No.	**Description**	**Formula**	**Value**	**UoM**
A	Total cost of scheme	-	18.00	Rs. Lac
B	Additional load due to load growth		63.87	kVA
C	Total kW due to load growth	Refer Technical Loss Calculation	57.49	kW
D	Total units consumed yearly (Load x days x Hrs x load factor)	C*365*24*LF	50358.36	kWH
E	Power Purchase cost per unit	-	2.14	Rs.
F	Avg. Power Sale cost per unit	-	6.13	Rs.
G	Diff. (Sale-purchase)	F-E	3.99	Rs.
H	Revenue owing to serving additional load	G*D/(10^5)	2.01	Rs. Lac
I	Revenue owing to tech. loss reduction	Refer Technical Loss Calculation	0.51	Rs. Lac
J	Net Revenue Collected	H+I	2.52	Rs. Lac
K	% revenue return	(J/A)*100	13.98	%
L	Pay Back Period	100/K	7.15	Years

Revenue Return Sheet -KUJENDRI (Upgradation)				
Sr. No.	**Description**	**Formula**	**Value**	**UoM**
A	Total cost of scheme	-	157.00	Rs. Lac
B	Additional load due to load growth		57.34	kVA
C	Total kW due to load growth	Refer Technical Loss Calculation	51.61	kW
D	Total units consumed yearly (Load x days x Hrs x load factor)	C*365*24*LF	45207.49	kWH
E	Power Purchase cost per unit	-	2.14	Rs.
F	Avg. Power Sale cost per unit	-	6.13	Rs.
G	Diff. (Sale-purchase)	F-E	3.99	Rs.
H	Revenue owing to serving additional load	G*D/(10^5)	1.80	Rs. Lac
I	Revenue owing to tech. loss reduction	Refer Technical Loss Calculation	8.60	Rs. Lac
J	Net Revenue Collected	H+I	10.40	Rs. Lac
K	% revenue return	(J/A)*100	6.63	%
L	Pay Back Period	100/K	15.09	Years

Revenue Return Sheet -MV 64/10 (Upgradation)				
Sr. No.	**Description**	**Formula**	**Value**	**UoM**
A	Total cost of scheme	-	6.00	Rs. Lac
B	Additional load due to load growth		84.82	kVA
C	Total kW due to load growth	Refer Technical Loss Calculation	76.34	kW
D	Total units consumed yearly (Load x days x Hrs x load factor)	C*365*24*LF	66870.55	kWH
E	Power Purchase cost per unit	-	2.14	Rs.
F	Avg. Power Sale cost per unit	-	6.13	Rs.
G	Diff. (Sale-purchase)	F-E	3.99	Rs.
H	Revenue owing to serving additional load	G*D/(10^5)	2.67	Rs. Lac
I	Revenue owing to tech. loss reduction	Refer Technical Loss Calculation	0.20	Rs. Lac
J	Net Revenue Collected	H+I	2.86	Rs. Lac
K	% revenue return	(J/A)*100	47.73	%
L	Pay Back Period	100/K	2.10	Years

Revenue Return Sheet -MV 55 (Upgradation)				
Sr. No.	**Description**	**Formula**	**Value**	**UoM**
A	Total cost of scheme	-	7.00	Rs. Lac
B	Additional load due to load growth		40.01	kVA
C	Total kW due to load growth	Refer Technical Loss Calculation	36.01	kW
D	Total units consumed yearly (Load x days x Hrs x load factor)	C*365*24*LF	31541.17	kWH
E	Power Purchase cost per unit	-	2.14	Rs.
F	Avg. Power Sale cost per unit	-	6.13	Rs.
G	Diff. (Sale-purchase)	F-E	3.99	Rs.
H	Revenue owing to serving additional load	G*D/(10^5)	1.26	Rs. Lac
I	Revenue owing to tech. loss reduction	Refer Technical Loss Calculation	0.42	Rs. Lac
J	Net Revenue Collected	H+I	1.68	Rs. Lac
K	% revenue return	(J/A)*100	23.96	%
L	Pay Back Period	100/K	4.17	Years

Revenue Return Sheet -AYAPPA (Upgradation)				
Sr. No.	**Description**	**Formula**	**Value**	**UoM**
A	Total cost of scheme	-	7.00	Rs. Lac
B	Additional load due to load growth		38.41	kVA
C	Total kW due to load growth	Refer Technical Loss Calculation	34.57	kW
D	Total units consumed yearly (Load x days x Hrs x load factor)	C*365*24*LF	30280.56	kWH
E	Power Purchase cost per unit	-	2.14	Rs.
F	Avg. Power Sale cost per unit	-	6.13	Rs.
G	Diff. (Sale-purchase)	F-E	3.99	Rs.
H	Revenue owing to serving additional load	G*D/(10^5)	1.21	Rs. Lac
I	Revenue owing to tech. loss reduction	Refer Technical Loss Calculation	0.24	Rs. Lac
J	Net Revenue Collected	H+I	1.45	Rs. Lac
K	% revenue return	(J/A)*100	20.75	%
L	Pay Back Period	100/K	4.82	Years

Revenue Return Sheet -PANGAM (Upgradation)				
Sr. No.	**Description**	**Formula**	**Value**	**UoM**
A	Total cost of scheme	-	6.00	Rs. Lac
B	Additional load due to load growth		96.02	kVA
C	Total kW due to load growth	Refer Technical Loss Calculation	86.42	kW
D	Total units consumed yearly (Load x days x Hrs x load factor)	C*365*24*LF	75704.29	kWH
E	Power Purchase cost per unit	-	2.14	Rs.
F	Avg. Power Sale cost per unit	-	6.13	Rs.
G	Diff. (Sale-purchase)	F-E	3.99	Rs.
H	Revenue owing to serving additional load	G*D/(10^5)	3.02	Rs. Lac
I	Revenue owing to tech. loss reduction	Refer Technical Loss Calculation	4.64	Rs. Lac
J	Net Revenue Collected	H+I	7.67	Rs. Lac
K	% revenue return	(J/A)*100	127.76	%
L	Pay Back Period	100/K	0.78	Years

Revenue Return Sheet -PARALAKHEMUNDI TOWN-4 (Upgradation)				
Sr. No.	**Description**	**Formula**	**Value**	**UoM**
A	Total cost of scheme	-	27.00	Rs. Lac
B	Additional load due to load growth		244.21	kVA
C	Total kW due to load growth	Refer Technical Loss Calculation	219.79	kW
D	Total units consumed yearly (Load x days x Hrs x load factor)	C*365*24*LF	192531.83	kWH
E	Power Purchase cost per unit	-	2.14	Rs.
F	Avg. Power Sale cost per unit	-	6.13	Rs.
G	Diff. (Sale-purchase)	F-E	3.99	Rs.
H	Revenue owing to serving additional load	G*D/(10^5)	7.68	Rs. Lac
I	Revenue owing to tech. loss reduction	Refer Technical Loss Calculation	6.04	Rs. Lac
J	Net Revenue Collected	H+I	13.72	Rs. Lac
K	% revenue return	(J/A)*100	50.81	%
L	Pay Back Period	100/K	1.97	Years

Revenue Return Sheet -PARALAKHEMUNDI TOWN-3 (Upgradation)				
Sr. No.	**Description**	**Formula**	**Value**	**UoM**
A	Total cost of scheme	-	41.00	Rs. Lac
B	Additional load due to load growth		71.82	kVA
C	Total kW due to load growth	Refer Technical Loss Calculation	64.64	kW
D	Total units consumed yearly (Load x days x Hrs x load factor)	C*365*24*LF	56625.77	kWH
E	Power Purchase cost per unit	-	2.14	Rs.
F	Avg. Power Sale cost per unit	-	6.13	Rs.
G	Diff. (Sale-purchase)	F-E	3.99	Rs.
H	Revenue owing to serving additional load	G*D/(10^5)	2.26	Rs. Lac
I	Revenue owing to tech. loss reduction	Refer Technical Loss Calculation	0.32	Rs. Lac
J	Net Revenue Collected	H+I	2.58	Rs. Lac
K	% revenue return	(J/A)*100	6.29	%
L	Pay Back Period	100/K	15.91	Years

Revenue Return Sheet -MOHAND (Upgradation)

Sr. No.	Description	Formula	Value	UoM
A	Total cost of scheme	-	27.00	Rs. Lac
B	Additional load due to load growth		45.82	kVA
C	Total kW due to load growth	Refer Technical Loss Calculation	41.23	kW
D	Total units consumed yearly (Load x days x Hrs x load factor)	C*365*24*LF	36121.19	kWH
E	Power Purchase cost per unit	-	2.14	Rs.
F	Avg. Power Sale cost per unit	-	6.13	Rs.
G	Diff. (Sale-purchase)	F-E	3.99	Rs.
H	Revenue owing to serving additional load	G*D/(10^5)	1.44	Rs. Lac
I	Revenue owing to tech. loss reduction	Refer Technical Loss Calculation	0.05	Rs. Lac
J	Net Revenue Collected	H+I	1.50	Rs. Lac
K	% revenue return	(J/A)*100	5.54	%
L	Pay Back Period	100/K	18.05	Years

Revenue Return Sheet -KACHARAPADA (Upgradation)				
Sr. No.	**Description**	**Formula**	**Value**	**UoM**
A	Total cost of scheme	-	54.00	Rs. Lac
B	Additional load due to load growth		80.48	kVA
C	Total kW due to load growth	Refer Technical Loss Calculation	72.43	kW
D	Total units consumed yearly (Load x days x Hrs x load factor)	C*365*24*LF	63452.71	kWH
E	Power Purchase cost per unit	-	2.14	Rs.
F	Avg. Power Sale cost per unit	-	6.13	Rs.
G	Diff. (Sale-purchase)	F-E	3.99	Rs.
H	Revenue owing to serving additional load	G*D/(10^5)	2.53	Rs. Lac
I	Revenue owing to tech. loss reduction	Refer Technical Loss Calculation	1.17	Rs. Lac
J	Net Revenue Collected	H+I	3.70	Rs. Lac
K	% revenue return	(J/A)*100	6.85	%
L	Pay Back Period	100/K	14.60	Years

Revenue Return Sheet -GURUSINGHA (Upgradation)

Sr. No.	Description	Formula	Value	UoM
A	Total cost of scheme	-	54.00	Rs. Lac
B	Additional load due to load growth		104.17	kVA
C	Total kW due to load growth	Refer Technical Loss Calculation	93.76	kW
D	Total units consumed yearly (Load x days x Hrs x load factor)	C*365*24*LF	82131.40	kWH
E	Power Purchase cost per unit	-	2.14	Rs.
F	Avg. Power Sale cost per unit	-	6.13	Rs.
G	Diff. (Sale-purchase)	F-E	3.99	Rs.
H	Revenue owing to serving additional load	G*D/(10^5)	3.28	Rs. Lac
I	Revenue owing to tech. loss reduction	Refer Technical Loss Calculation	0.89	Rs. Lac
J	Net Revenue Collected	H+I	4.17	Rs. Lac
K	% revenue return	(J/A)*100	7.72	%
L	Pay Back Period	100/K	12.96	Years

Revenue Return Sheet -TURUDIHI (Upgradation)				
Sr. No.	**Description**	**Formula**	**Value**	**UoM**
A	Total cost of scheme	-	54.00	Rs. Lac
B	Additional load due to load growth		199.52	kVA
C	Total kW due to load growth	Refer Technical Loss Calculation	179.57	kW
D	Total units consumed yearly (Load x days x Hrs x load factor)	C*365*24*LF	157305.34	kWH
E	Power Purchase cost per unit	-	2.14	Rs.
F	Avg. Power Sale cost per unit	-	6.13	Rs.
G	Diff. (Sale-purchase)	F-E	3.99	Rs.
H	Revenue owing to serving additional load	G*D/(10^5)	6.28	Rs. Lac
I	Revenue owing to tech. loss reduction	Refer Technical Loss Calculation	0.43	Rs. Lac
J	Net Revenue Collected	H+I	6.70	Rs. Lac
K	% revenue return	(J/A)*100	12.42	%
L	Pay Back Period	100/K	8.05	Years

Revenue Return Sheet -HATABARANDI (Upgradation)				
Sr. No.	**Description**	**Formula**	**Value**	**UoM**
A	Total cost of scheme	-	57.00	Rs. Lac
B	Additional load due to load growth		230.40	kVA
C	Total kW due to load growth	Refer Technical Loss Calculation	207.36	kW
D	Total units consumed yearly (Load x days x Hrs x load factor)	C*365*24*LF	181647.52	kWH
E	Power Purchase cost per unit	-	2.14	Rs.
F	Avg. Power Sale cost per unit	-	6.13	Rs.
G	Diff. (Sale-purchase)	F-E	3.99	Rs.
H	Revenue owing to serving additional load	G*D/(10^5)	7.25	Rs. Lac
I	Revenue owing to tech. loss reduction	Refer Technical Loss Calculation	6.91	Rs. Lac
J	Net Revenue Collected	H+I	14.16	Rs. Lac
K	% revenue return	(J/A)*100	24.85	%
L	Pay Back Period	100/K	4.02	Years

8. Cost Benefit Analysis of Distribution Transformer

A	B	C= (B*1 Yr. Load Growth)	D	E=C*D	F= (E*1000*365*24*LF*(Average Selling Price-Average Purchase Price)	G	H=G/F	I=(F/G)*100%
Plan	**Total Load (in MVA)**	**Additional load due to load growth (in MVA)**	**Power factor**	**Total Load Added (in MW)**	**Benefit on account of Energy Charges from New Loads (Rs in Cr)**	**Value (in Rs. Cr.)**	**Pay Back Period of Scheme Years**	**% Rate of Return**
Total 532 DTR's are considered including 240 Nos. of Reuse DT's	47.94	12.37	0.95	11.75	19.72	73.73*	3.74	26.74%

*The Total value of proposal of DSS is along with associated HT, LT circuit augmentation and addition and relocation.

8.1. Augmentation of Distribution Transformer

312 no. of DT are proposed for augmentation is proposed to mitigate transformer overloading and improve system reliability out of which, 175 nos. of various rating are to be relocated & reused. The details of the proposed augmentations are provided in the table below-

SL. NO	DIVISION	11KV FEEDER	NAME OF DT	EXISTING DTR RATING(KVA)	% LOADING OF DTR	RATING OF PROPOSED DTR(KVA)
1	PSED	Bhatakumarada	Bhatakumarada	63	91%	100
2	PSED	Kodala	Digapada	100	97%	250
3	PSED	Belagaon	Dimbiria	2*100	90%	250
4	PSED	Solaghara	Solaghara	3*16	122%	100
5	PSED	Balichai	Near Karanjara Langales	63	94%	100
6	PSED	Belagaon	Baghadi Near Mil Chhok	100	97%	250
7	HED	New Putiapadara	Ralaba Janta Road	100	127%	250
8	HED	Sikiri	Nandik Rahul Sahi	63	101%	100
9	HED	Town	Silai Kendra (Block)	250	102%	500
10	HED	Town	Shikili School Chaka 2	63	94%	100
11	HED	Badakhandi	Santoshi Nagar	16	99%	63
12	HED	Konkarada	Govindapur Kainphula Bandha	100	125%	250
13	HED	Padamanvapur	Jeypur Colony	16	92%	25
14	HED	Padamanvapur	Kushapali	16	112%	25
15	HED	Burupada / Pudingi	Tentuli Padara	100	91%	250

SL. NO	DIVISION	11KV FEEDER	NAME OF DT	EXISTING DTR RATING(KVA)	% LOADING OF DTR	RATING OF PROPOSED DTR(KVA)
16	HED	Burupada / Pudingi	Burupada Bahuri Sahi 2	100	95%	250
17	HED	Pitala	Pitala Chhaka	100	104%	250
18	HED	Saru	Chatnyapada	63	91%	100
19	HED	Sheragada Town	Takaradavillageroadside2	63	103%	100
20	HED	Padmanavapur	Ramachandrapur Sita Ram	100	93%	250
21	HED	Govindapur	Govndpurvillageroadside2 (Shiva Temple)	250+63	108%	250
22	HED	Manikpur	Machhakote Ghai Road Si	63	91%	100
23	HED	Khalingi	Khallingi Neechi	250+63	90%	100
24	HED	Khalingi	Khallingi Karaka	100	91%	250
25	HED	Pattapur	Erendra Bada Danda Sahi	100	92%	250
26	HED	Pattapur	Jaya Ngr Main Rd Padhy Mill	100	93%	250
27	HED	Adapada	Adapada Panchayat Offic	100	102%	250
28	HED	Adapada	Patharapunji Thakurani	100	93%	250
29	HED	Punanda	Panasapadar	16	99%	25
30	HED	Adapada	S_Pattapur Adapada Medical Sahi Dss	100	94%	250
31	PKED	Town-1	Karuna Street-1	100	108%	250
32	PKED	Town-4	Dlscolony Tower	100	108%	250
33	PKED	Town-4	Irdallastreet	250	95%	500
34	PKED	Phd	Sat Sai Nagar	250	91%	500
35	PKED	Kasinagar	Khunigaon	100	96%	250
36	PKED	Mohana	Shivmandir 2	100	90%	250
37	PKED	Adava Town	Padagaon	63	96%	250
38	PKED	Magada	Magada	63	101%	250
39	PKED	33Kv Garabandha	Gosani Centre	100	95%	250
40	PKED	Kasinagar	Bus Stand	315	116%	500
41	PKED	Jhami	Tulasipaduvillage 2	16	93%	25
42	BED-I	Haripur	Basanaputi	25	90%	100
43	BED-I	Gopalpur	Plam Beach 2	100	94%	250
44	BED-I	Raghunathpur	Bhabinarayanpur Rwss	25	91%	100
45	BED-I	Narendrapur	Narendrapur Panchayat Square	250	101%	500
46	BED-I	Raghunathpur	Raghunarhpur1	100	104%	250
47	BED-I	Dura	Opposite Bhakta Salabegh Nagar Lane 2	25	121%	100
48	BED-I	Dura	Kalinga Vihar-1	63	90%	100

SL. NO	DIVISION	11KV FEEDER	NAME OF DT	EXISTING DTR RATING(KVA)	% LOADING OF DTR	RATING OF PROPOSED DTR(KVA)
49	BED-I	Golabandha	New Kamalapur(Canal Road)	63	94%	100
50	BED-I	Chandimandira	Jail Training School	63	92%	100
51	BED-I	Kalimandir	3Rd Lane Mamata Apartment	63	133%	250
52	BED-I	Courtpeta	Ima House	100	139%	500
53	BED-I	Bank Colony	Near Gurudev Hospital	100	100%	250
54	PKED	Bujarango	Burujango 2	25	101%	63
55	HED	Adapada	S_Pattapur Adapada Ganesh Tota Sahi Dss	100	94%	250
56	HED	Govindapur	S_Konkarada Govindapur Villagetalast Dss	150	98%	250
57	HED	Sheragada Town	100Kva Panchayat	100	101%	250
58	BED-II	Ub Road	Biju Pattnaik Ipds	500	91%	1 MVA CSS
59	BED-II	Gate Bazar	Gate Bazar	315	116%	630
60	BED-II	Gundicha Temple	Rajiv Gandhi	250	92%	500
61	JED	Kotpad Town	S_Kotpad-Sub Jail Dss	63	128%	100
62	BOED	Boudh Town-Ii	S_Boudh-Muslimpada Dss	100	116%	250
63	BOED	Janapanka	S_Bau-Kuntabandha Dss	25	113%	63
64	BOED	Kamalpur	S_Bau-Kankipur 1 Dss	25	96%	63
65	BOED	Bahira	S_Bau-Ainlapali Dss	250	90%	500
66	MED	Gumma Town	Padiapally	16	108%	25
67	GSED	Dengausta	Khanda Deula	63	97%	100
68	GSED	Pudamari	Pudamari Rajpalace Stree	100	92%	250
69	GSED	Dengausta	Singipur Village 1	100	108%	250
70	GSED	Kotinda	Nistipur Saubhagya	63	93%	100
71	GSED	Kotinda	Kalarapadar Village 2	100	107%	250
72	GSED	Kansamari	Chhana Mare Village 2	100	107%	250
73	GSED	Kotinda	Nistipur 2	100	111%	250
74	GSED	Diagpahandi Town	Fish Market 2	100	106%	250
75	GSED	Khariaguda	Bhramarapur Village 2	63	120%	100
76	GSED	Jayantipur	Tutipur Village 2	100	95%	250
77	GSED	Khariaguda	Bhramarapur Village 1	100	94%	250
78	GSED	Kelua	Mundaguri 2	25	106%	63
79	AED-I	Shergada	Cheramaria	100	91%	250
80	AED-I	Block	Dharakote Block Office	25	130%	63
81	AED-I	Shergada	Karanji Temple	16	93%	25
82	AED-I	Sheragada	Kornali	63	95%	100
83	AED-I	Baharpur	Madhapur	16	93%	25

SL. NO	DIVISION	11KV FEEDER	NAME OF DT	EXISTING DTR RATING(KVA)	% LOADING OF DTR	RATING OF PROPOSED DTR(KVA)
84	AED-I	Mundamarei	Mundamaraei	63	94%	100
85	AED-I	Mundamarei	Mundamaraei Village	100	94%	250
86	AED-I	Nuagada	Suramani	63	95%	100
87	AED-I	Shergada	Cheramaria 2	25	93%	63
88	AED-I	Nuagaon	Dhunkuni	100	99%	250
89	BNED	Gamundi	Bellaguntha Road	100	110%	250
90	BNED	Bhanjanagar Town	Girls High School	250	118%	500
91	BNED	Bhanjanagar Town	Dhudhua Road	100	111%	250
92	BNED	Gamundi	Mochi Sahi 1	250	96%	500
93	BNED	Kulada	Kulada Upper Bagradevi Temple	100	102%	250
94	BNED	Badakodanda	Dhudua Village 1	100	100%	250
95	BNED	Kb Pur	Khairaputi School Side	100	111%	250
96	BNED	Gangapur(Kb Pur)	Bori Chanacharapalli	63	94%	100
97	BNED	Gobara	Gobara Basudabapur	63	92%	100
98	BNED	Ambapua (Bellaguntha)	Chadhiapalli Pana Sahi	63	101%	100
99	BNED	Kadua	Kamasaragada Chhaka 1	63	98%	100
100	BNED	Jn Prasad Town	Jn Prasad Hatapada	100	118%	250
101	BNED	Badagada Town	Bangara Sahi	100	99%	250
102	BNED	Sorada Town	Gani Chhak 2	100	98%	250
103	BNED	Sorada Town	Boradi Hadi Street	63	108%	100
104	BNED	Dantalingi	Tala Dantailingi Village	63	138%	100
105	BNED	Bhanjanagar Collage	Bhanjanagar Bypass	315	92%	500
106	BNED	Gobara	Abhinagar Village	25	125%	63
107	BNED	Lathipada	Nakiti Village	100	105%	250
108	PED	Bazar	Maa Mongda Sahi	25	94%	63
109	PED	Phulbani Sahi	Karamkanda School	100	101%	250
110	PED	Phulbani Sahi	Shani Mandir	315	92%	500
111	PED	Phulbani Sahi	Damivillega1	25	104%	63
112	PED	Phulbani Town 3	Skill Development (Htn2101-5/536)	63	99%	100
113	PED	Phulbani Town 3	Division Office	100	94%	250
114	PED	Phulbani Town 3	Peonpada Kabarkhana	63	102%	100
115	PED	Raikia Town	Raikia Block Office	63	94%	100
116	PED	Mandakia (Town Maintainance)	Raikia Panganaju	16	95%	25
117	PED	Raikia Town	Dalamaha	63	97%	100
118	PED	Paburia	Damiguda Mandira Sahi	16	92%	25

SL. NO	DIVISION	11KV FEEDER	NAME OF DT	EXISTING DTR RATING(KVA)	% LOADING OF DTR	RATING OF PROPOSED DTR(KVA)
119	PED	Paburia	Tudubali	16	98%	25
120	PED	Paburia	Burbinaju Sukamaha	16	95%	25
121	PED	Mandakia	Dangadanda,Dadingia	25	97%	63
122	PED	Mandakia	Pajigali Tala Sahi	16	99%	25
123	PED	Barba	Nuagaon	16	104%	25
124	PED	Daha	Ranaba	25	100%	63
125	PED	Mandasra	Kilakia	16	92%	25
126	PED	Mandasra	Damaguda	10	94%	25
127	JED	Jeypore No1	Pr Peta 2Nd Line	63	98%	100
128	JED	Kotpad Town	Karana Street	63	91%	100
129	JED	Umuri	Teliguda	100	105%	250
130	JED	Borigumma Town	Bangali Guda	100	103%	250
131	JED	Borigumma Town	100Kva Borigumma Iii	63	136%	100
132	JED	Block Colony	Electric Office Boriguma	63	124%	100
133	JED	Kotpad Town	Bdo Office(Kotpad Town)	63	94%	250
134	JED	Dangaguda	Prashnibala	63	95%	250
135	JED	Koraput	Naidu Street63Kva	63	97%	100
136	JED	Gandhi Chawk	100Kva Bell Road (Jamal)	100	124%	100
137	JED	Lingaraj Nagar	Parabeda	63	121%	100
138	JED	Jyp Town	Jaypur Town57970	63	130%	250
139	JED	Jyp No I	Lala Sahi 2	100	109%	250
140	JED	Boriguma Town	Puruna Boriguma	25	112%	63
141	RED	S_Muniguda Pss Muniguda Town	Cinema Hall 100Kva	100	91%	250
142	RED	Jk Pur	Hanuman Nagar	25	126%	63
143	RED	Tumbiguda	K.S Ngn 10Th Lane 1	100	118%	250
144	RED	Auto Nagar Town 3	Phd Panjabi Hotel	100	113%	250
145	RED	Auto Nagar Town 3	Indira Ngr 6Th Lane Phd	100	124%	250
146	RED	Auto Nagar Town 4	Sai Mandir Road	100	116%	250
147	RED	Jk Pur	Soyabin Factory	63	99%	100
148	RED	Seriguda Town - 2	Relli Sahi	100	118%	250
149	RED	Seriguda Town - 1	Rohit Colony 2Nd Lane	100	136%	250
150	RED	Jk Pur	Nuapada1	100	109%	250
151	RED	Tikiri Town	Jamuguda Natraj Petrol Pump	63	98%	100
152	RED	Muniguda	Rwss 1	100	127%	250
153	RED	Ambadala Town	Jagnnath Temple-1	100	121%	250

SL. NO	DIVISION	11KV FEEDER	NAME OF DT	EXISTING DTR RATING(KVA)	% LOADING OF DTR	RATING OF PROPOSED DTR(KVA)
154	MED	Balimela Town	Gadwaguda Chowk	16	115%	25
155	MED	Korukonda	Khilloguda	25	90%	63
156	MED	Korukonda	Harijan Sahi	16	95%	25
157	MED	Mv-35	Mv-35	16	101%	25
158	MED	Kamwada	Mv-30	16	115%	25
159	MED	Ayappa	Mv-51	16	98%	25
160	MED	K.Gumma Town	Bpl	25	94%	63
161	MED	Khairput Town	Near Medical	63	92%	100
162	MED	Khairput Town	Khairput Tankamunda Road	25	97%	63
163	MED	Mathili Town	Gauda Sahi	16	95%	25
164	MED	Mathili Town	Nayak Sahi	16	95%	25
165	MED	Mv-79	Mv-79 Village	63	97%	100
166	MED	Mpv-83	Mpv-114	16	129%	25
167	MED	Bhejngiwada	Bhejngiwada	16	96%	25
168	MED	Bhejngiwada	Mpv-23	16	91%	25
169	MED	Mv-72	Mv-72	63	94%	100
170	MED	Mv-72	Mpv-74	25	100%	63
171	MED	Mv-72	Mpv-65	25	103%	63
172	MED	Mv-64/10	Mv-65	16	96%	25
173	MED	Bhejngiwada	Mpv-31	16	101%	25
174	MED	Mv-55	Mv-55	16	101%	25
175	MED	Bhejngiwada	Mpv-25	16	101%	25
176	KED	Semiliguda Town	Netajienglishmediumschoo	25	136%	63
177	KED	Subai	Kodigaon	63	96%	100
178	KED	Kakiriguma	Charada 2	25	137%	63
179	KED	Pattangi	Upparsahi	63	96%	100
180	KED	Kakiriguma	Kadamjhola 2	10	163%	25
181	KED	Sunabeda	Mukhibedai 3	25	102%	63
182	KED	Sunabeda	Patraput 4	25	138%	63
183	KED	Sunabeda	Mukhibidai 2	25	136%	63
184	KED	Similiguda	Marla	63	108%	100
185	KED	Bandhugaon	Kitablasha	10	106%	25
186	KED	Bandhugaon	Badasahi 1	25	120%	63
187	KED	Bandhugaon	Nilabadi Maniasahi 1	25	125%	63
188	KED	Koraput-2	Khilaput 2	25	126%	63
189	KED	Koraput-2	Neartastatuconvecationha	25	127%	63
190	KED	Koraput-1	Adityanagar	250	93%	500
191	KED	Koraput-1	Ambedkarcollege	25	127%	63
192	KED	Koraput-2	Meghrajcolony1	25	92%	63

SL. NO	DIVISION	11KV FEEDER	NAME OF DT	EXISTING DTR RATING(KVA)	% LOADING OF DTR	RATING OF PROPOSED DTR(KVA)
193	KED	Koraput-2	Jerti Village 3	16	91%	25
194	KED	Koraput-1	Shiridi Sai Temple	100	125%	250
195	KED	Koraput-2	Jerti Village 2	16	94%	25
196	KED	Similiguda	Gp Office 3	25	128%	63
197	KED	Similiguda	Bhejaput Market 2	100	111%	250
198	KED	Sunabeda	Chikpara Nad Road	25	129%	63
199	KED	Similiguda	Trinath Bihar 100Kva Trm	25	130%	63
200	KED	Koraput Sec-Ii	Kumagaon Pump House	25	93%	63
201	AED-II	Budhamba Town	Khajapalli Village 1	100	118%	250
202	AED-II	Barida	Balmikeshwer Mandir 2	100	126%	250
203	AED-II	Bolasara	Muktamala Sahi 2	63	95%	100
204	AED-II	Karachuli	Shree Ram Nagar	25	101%	100
205	AED-II	Motabadi	Talasakara 2	25	90%	100
206	BED-III	Mantridi Town	State Bank Road-1	100	95%	250
207	BED-III	Sasanpadar	Sihala Village 2	250	91%	500
208	BED-III	Ankushpur	Krupasindhupur Village	63	96%	100
209	BED-III	Balipada	Gutha Bandha	100	94%	250
210	BED-III	Dengapadar	Mahurikalua College	250	102%	500
211	BED-III	Ankuli Nh	Khajuria	100	93%	250
212	BED-III	Dengapadar	Old Dengapadar	63	96%	100
213	BED-III	Nimakahandi	Nataji Nagar	100	92%	250
214	BED-III	Lochapada	Acharya Vihar	250	99%	500
215	BED-III	Lochapada	Bandha Sahi	100	108%	250
216	GNED	Kodala Rec	Ambajhara Nuapalli Bpl	63	98%	100
217	GNED	Syamsundarpur	Badhunuapali Village	100	109%	250
218	GNED	Karatali	Bali Bagada Village	100	104%	250
219	GNED	Chamakhandi	Bana Bula Palli Temple	100	96%	250
220	GNED	Badamadhapur	Baranga Village	100	99%	250
221	GNED	Syamsundarpur	Barapadara Pokhari Pakha	63	96%	100
222	GNED	Syamsundarpur	Barapadara Trinath Mand	100	104%	250
223	GNED	Langaleswar	Bhejiput 4Pole 2	100	102%	250
224	GNED	Upper Bus Stand	Church Road 2	100	94%	250
225	GNED	Chikali Bunia	Gopapur	100	101%	250
226	GNED	Jahami	H Burudi Village 1	100	105%	250
227	GNED	Nuapada	Janhikuda Village	100	114%	250
228	GNED	Khaichapur	Jharapadara	63	98%	100
229	GNED	Kanaka	Kanaka Village 1	100	114%	250

SL. NO	DIVISION	11KV FEEDER	NAME OF DT	EXISTING DTR RATING(KVA)	% LOADING OF DTR	RATING OF PROPOSED DTR(KVA)
230	GNED	Khallikote Police Station	Khallikote Power House	100	105%	250
231	GNED	Langaleswar	Kp College	63	114%	100
232	GNED	Kanheipur	Maheswar Pur 1	100	102%	250
233	GNED	Kp Gada	Maluda Karan Sahi	63	132%	100
234	GNED	Port	Munmun Sharma	100	105%	250
235	GNED	Khandadewali	Panibandha Main Road	63	125%	100
236	GNED	Pathara	Pathara Patana Sahi	100	97%	250
237	GNED	Pathara	Pathara Tala Factory Sa	2*63	103%	250
238	GNED	Pathara	Pathara Tala Sahi	100	91%	250
239	GNED	Kodala Rec	Pustapur Dhepa	100	116%	250
240	GNED	Kanheipur	Ratanpur	100	106%	250
241	GNED	Chatrapur Rural	Sahebjenapalli Village	100	97%	250
242	GNED	Narayani	Tentuliapali Near Schoo	100	107%	250
243	GNED	Rambha	Thakurani Tample	100	92%	250
244	GNED	Narayani	Vejiput Kamaladeipur	100	95%	250
245	BED-II	Old Berhampur	Ln Street 7Th Line Extension	100	102%	250
246	BED-II	Old Berhampur	Powel Street	400	93%	630
247	BED-II	Ganesh Nagar	Pandab Nagar	315	93%	500
248	BED-II	Old Berhampur	Shanti Nagar	250	97%	500
249	BED-II	Gandhinagar-1	Khaspa Street	500	92%	630
250	BED-II	City Hospital	Santimarg	250	93%	500
251	BED-II	City Hospital	Mayuri Vihar	100	100%	250
252	BED-II	City Hospital	Harsha Vihar 1St Lane	250	92%	500
253	BED-II	Housing Board	Stage-I/2	100	107%	250
254	BED-II	Sanabazar	Dharmanagar-Ii	100	132%	250
255	BED-II	Housing Board	Sarathi Padmanabha	100	95%	250
256	BED-II	Gandhinagar-2	Gandhinagar 5Th Lane East	100	102%	250
257	BED-II	Gosaninuagam	Kautukinagar Near Bedabandha	100	98%	250
258	BOED	Boudh Town 1	Butupaliwatertank 2	250	134%	500
259	BOED	Deuli	Manamunda Pss	100	102%	250
260	BOED	Purunakatak	Charichaka Rwss Roadside	63	136%	100
261	BOED	Janapanka	Laxmiprasadvillage4	100	112%	250
262	BOED	Baunsuni	Baunsunisonpuriapada	100	101%	250
263	BOED	Janapanka	Sardhapali	63	139%	100
264	BOED	Sahupada	Basudevbali3	63	101%	100
265	NED	Nabrangpur Town-1	Rcd High School	100	111%	250
266	NED	Dnk	Trinath Mandir	63	110%	100
267	NED	Dabugaon Town	Hatpada	63	107%	100

SL. NO	DIVISION	11KV FEEDER	NAME OF DT	EXISTING DTR RATING(KVA)	% LOADING OF DTR	RATING OF PROPOSED DTR(KVA)
268	NED	Chatabeda	Chatabeda	63	105%	100
269	AED-I	Bhetanai	Pallimala Lions Club	16	96%	25
270	AED-I	Bhetanai	Banapalli	16	92%	25
271	AED-I	Nim Ina	Malti	16	93%	25
272	PSED	Bhabarada	Khairakhata	63	100%	100
273	PSED	Bhabarada	Jagapalli	25	102%	63
274	PSED	Balichai	Chandrameideipur	63	100%	100
275	PSED	Balichai	Dhoyakona Road	63	97%	100
276	PSED	Balichai	Dhoyakona Arjunapalli	25	99%	63
277	PSED	Bartini	Pranadeipur	63	91%	100
278	PSED	Chirikipada	Baragan	63	99%	100
279	PSED	Kanachai	Gareijhuli Khadala Sahi	63	101%	100
280	PSED	Angargaon Old	Matia Sahi Dss	25	102%	100
281	PSED	Tt Junction	Jamuni Tt Chaka Dss	100	93%	250
282	PSED	Polasara Town	Fire Station Dss	100	90%	250
283	JED	Bondaguda	S_Boriguma Colony Dss	16	114%	25
284	NED	Kodinga	Kodinga Dama Sahi	25	103%	63
285	NED	Dongra	Makia 2	16	104%	25
286	BED-III	Lochapada	Nimakhandi Main Road Sa	100	103%	250
287	NED	Keliya	Pokhanaguda 1	16	92%	25
288	AED-II	Bolasara	Dengapadar(Pgcil) Dss	63	101%	100
289	AED-II	Barida	Puruna Bandha 1	100	112%	250
290	AED-II	Barida	Puruna Bandha 2	100	121%	250
291	AED-II	Bolasara	Bolasara 5	63	105%	100
292	AED-II	Bolasara	Dengapada 4	63	104%	100
293	AED-II	Kaniary	Matatentuliya 2	63	133%	250
294	AED-II	Paikajamuna	Gunthupada 1	100	117%	100
295	AED-II	Paikajamuna	Paikajamuna 1	100	99%	100
296	AED-II	Paikajamuna	Nimudiia 2	100	118%	100
297	AED-II	Buguda Town	Froest Range 1	100	99%	250
298	AED-II	Kaniary	Subalaya-1	100	104%	63
299	AED-II	Buguda Town	Balpindi Pond 3	100	109%	250
300	GNED	Chamakhandi	Kaliabali Main Road Kri	63	93%	100
301	GNED	Kp Gada	Sana Anlo 3	63	111%	250
302	GNED	Morada	Ratamati Village	63	94%	100
303	GNED	Nuapalli	Badarampalli Soubhagya	100	99%	250
304	GNED	Keshpur	Singadapalli	100	104%	250
305	GNED	Syamsundarpur	Kairasi Chhaka 1	100	98%	250
306	GED	Padampur	Nuasahikhilapadar	63	98%	100
307	GED	Padampur	Jagmunda	63	105%	100
308	GED	Court	Nearindianpetrolpump	100	103%	250

SL. NO	DIVISION	11KV FEEDER	NAME OF DT	EXISTING DTR RATING(KVA)	% LOADING OF DTR	RATING OF PROPOSED DTR(KVA)
309	GED	Town	Gandhi Nagar	100	93%	250
310	GED	Kalama	Rotifactorygudachowk	100	102%	250
311	GED	Gudari Town	S_Gudari Sec B.D Colony-1 Dss	25	131%	63
312	GED	Court	S_Gunupur Sec Motilal Nagar Dss	100	96%	250

8.2. Addition of Distribution Transformer

At certain locations, DT Augmentation is not feasible due to either space constraints at the existing site or because the resulting LT line extension would exceed the prescribed limit. Therefore, 28 No's new DTRs have been proposed, as detailed in the table below-

SL. NO	DIVISION	11KV FEEDER	DT NAME	EXISTING DTR RATING(KVA)	% LOADING OF DTR	RATING OF PROPOSED NEW DTR(KVA)
1	PSED	Pandripada	Potlingi	16	95%	25
2	PKED	Town-2	Newbusstand	500	90%	250
3	BED-I	Raghunathpur	Santoshi Maa Mandir	100	104%	100
4	BED-I	Courtpeta	Krushna Nagar	100	91%	250
5	AED-I	College Sq	Harida Padara Village 2	100	94%	100
6	BNED	Gamundi	Niladri Bihar	250	107%	100
7	BNED	Badakodanda	Defence Colony	100	96%	63
8	BNED	Bhanjanagar Town	Raghunath Temple Loharakhandi Bridge	500	91%	100
9	PED	Phulbani Medical	Teachers Colony (Htn2101-3/137)	100	90%	100
10	PED	Phulbani Bazar	Saktidayni Temple /Gutipitasahi (15524477)	100	91%	250
11	PED	Phulbani No-3	Biju Patnaik Square	315	90%	500
12	PED	Phulbani No-3	Iwdp Office (Htn2101-5/88)	100	91%	250
13	JED	Boriguma Town	Cinemahall	1X100+ 1X250	91%	250
14	JED	Borigumma Town	Pailusahi	63	122%	63
15	RED	Kereda	Kasturi Nagar 9Th Lane	100	112%	100
16	RED	Raniguda	Backside Of Revenue Colony	100	101%	100
17	BED-III	Ankushpur	New Street Nua Sahi	100	98%	100
18	BED-III	Nimakhandi	Jagadala Santosi Nagar	100	93%	100
19	BED-III	Ssanpadar	Sasanapadar Li Point 1	100	91%	100
20	GNED	Chamakhandi	Chamakhandi Village 2	250	90%	100
21	GNED	Kp Gada	Maluda Marcket	250	105%	100
22	GNED	Humma Rambha	Salt Padia 1	250	103%	100

SL. NO	DIVISION	11KV FEEDER	DT NAME	EXISTING DTR RATING(KVA)	% LOADING OF DTR	RATING OF PROPOSED NEW DTR(KVA)
23	GNED	Langaleswar	Langaleswar Patna Sahi	250	98%	100
24	GNED	Kanheipur	Manikapur Masani 1	250	104%	100
25	BED-II	Sriram Nagar	Vegetable Market	250	91%	630 UG DSS
26	BED-II	Old Berhampur	Anada Marga 1	100	95%	250
27	HED	Konkarada	S_Konkarada Kaudia Aminapradhansahi-1Dss	25	101%	250
28	GNED	Mill	Rambha Bazar	250	92%	100

8.3. Addition/ Augmentation of Distribution transformer for voltage profile improvement

To improve the voltage profile at the tail end consumers, 139 nos. DT augmentation along with 65 nos. of reuse of released DTR and 53 nos. new DT installations have been proposed. The details are presented in the table below-

S. NO	DIVISION	11KV FEEDER	DT NAME	EXISTING DTR RATING (KVA)	% LOADING OF DTR	DT AUG/ NEW DT	RATING OF PROPOSED DTR(KVA)
1	PSED	Sunathara	Gundicha Temple Bhataku	100	96%	NEW DT	100
2	PSED	Sunathara	Bhatakumada	100	96%	NEW DT	100
3	PSED	Polasara Town	Fire Station	250	79%	DT AUG	500
4	PSED	Kalamba	Bada Sahi	100	80%	DT AUG	250
5	PSED	Belagaon	Ghothali	25	122%	DT AUG	100
6	BED-I	Narayanpur	Gopalpur Wellcome Gate	100	81%	NEW DT	100
7	BED-I	Boxipalli	Dharampur	100	88%	NEW DT	100
8	BED-I	Boxipalli	Adtalapalli	100	85%	NEW DT	250
9	BED-I	Gaunju	Nadia Tota Sahi	100	83%	NEW DT	100
10	BED-I	Nh Ankuli	Sriharinagara 6Th Line	250	94%	NEW DT	250
11	BED-I	Chandimandira	Kesabnagara Pond	25	94%	DT AUG	250
12	BED-I	Nh Ankuli	Adikanda Nagara (Ananda Vihar)	63	91%	DT AUG	250
13	BED-I	Tata Benz	Giri Road	100	106%	NEW DT	250
14	BED-I	Ayodhya Nagar	Gajapati Nager 3Rd Lane Lig Colony	250	104%	DT AUG	500
15	BED-I	Ambapua	Kalinga Nagar 1St Lane	100	89%	NEW DT	250
16	BED-I	Ambapua	Basanta Bihar 4Th Lane	100	100%	NEW DT	250

S. NO	DIVISION	11KV FEEDER	DT NAME	EXISTING DTR RATING (KVA)	% LOADING OF DTR	DT AUG/ NEW DT	RATING OF PROPOSED DTR(KVA)
17	BED-I	Ambapua	Kalinganagar Pump House	250	95%	DT AUG	500
18	BED-I	Ayodhya Nagar	Near Sriram Hospital	100	111%	DT AUG	250
19	PSED	Bhutasarasing	Banai Masani	100	96%	NEW DT	100
20	BED-I	Boxipalli	Digipur	100	120%	NEW DT	250
21	GSED	Rajapur	Nandigam Village 2	100	92%	NEW DT	100
22	AED-I	Sheragada	Kalasandapur Village	100	86%	NEW DT	63
23	AED-I	College Square Road	Spinning Mill Road 1	63	130%	NEW DT	63
24	PED	Phulbani Sahi	Dhipasahi	100	89%	NEW DT	250
25	JED	Koraput	Powerhousecoloninearmar (Hanuman Vihar Chawk	100	111%	NEW DT	100
26	RED	Kolnara-Amlabhata	Srikhetratownship1	100	103%	NEW DT	250
27	RED	Kereda	Ak Ngr Gvt Iti Back Side	100	126%	NEW DT	250
28	BED-III	Lochapada	Adisakti Nagar	250	81%	NEW DT	100
29	BED-III	Nimakhandi	Nimakhandi 1	100	139%	NEW DT	100
30	BED-III	Nist	Tatadapalli Village	100	86%	NEW DT	100
31	HED	Pitala	Pitala Chasa	100	109%	DT AUG	250
32	BED-I	Boxipalli	Dikpur Panipanchayat	63	104%	DT AUG	250
33	BED-I	Ramachandrapur	Narsingha Mandir	100	94%	DT AUG	250
34	BOED	Kantamal	S_Man-Kantamal High School Dss	2*63	132%	DT AUG	250
35	BNED	Lathipada	Panchanana Chhaka 1	100	105%	DT AUG	250
36	PED	Gunjibadi	Nuadimaha	25	82%	DT AUG	63
37	RED	S_B.Cuttack B.Cuttack Town	S_B.Ctc Sec B.Ctc 1 Dss	100	109%	DT AUG	250
38	RED	Kucheipadar	Dongasil	100	105%	DT AUG	250
39	RED	Bangarada	Dangasordaindiranagar	63	134%	DT AUG	100
40	RED	Muniguda	Dorasahai	100	120%	DT AUG	250
41	RED	Muniguda	Khanddasahi 1	100	109%	DT AUG	250
42	MED	Mariwada	Mv-23	16	108%	DT AUG	25

S. NO	DIVISION	11KV FEEDER	DT NAME	EXISTING DTR RATING (KVA)	% LOADING OF DTR	DT AUG/ NEW DT	RATING OF PROPOSED DTR(KVA)
43	MED	Govindpally	Govindpally Chowk	63	95%	DT AUG	100
44	BED-III	Haldiapadar	Ralaba Main Road	250	97%	DT AUG	500
45	BED-III	Mahuda	Madin Pur	100	87%	DT AUG	250
46	BOED	Gundulia	Guchhapada Consumer Line	63	135%	DT AUG	100
47	NED	Jagannathpur	Jhadabhandaguda 3	63	93%	DT AUG	63
48	NED	Raighar Town	Raighar Dnk	150	100%	DT AUG	250
49	NED	Chandahandi Town	Chandahandi Town Block Colony	63	113%	DT AUG	63
50	NED	Dnk	Dangriguda Club Side	100	114%	DT AUG	250
51	GED	Dambasara	Kaithapadar/Dambasara	63	131%	DT AUG	100
52	AED-II	Barida	Barida Panchiyet Office	100	118%	DT AUG	250
53	AED-II	Paikajamuna	Gunthupada 3	100	108%	DT AUG	100
54	AED-II	Paikajamuna	Bansia	100	100%	DT AUG	100
55	AED-II	Golia	Badua 1	63	122%	DT AUG	100
56	AED-II	Buguda Town	Malijhola Temple	100	98%	DT AUG	100
57	AED-II	Pathara	Pathara 1	100	133%	DT AUG	250
58	PKED	Mohana	Firebrigadestation	63	97%	DT AUG	250
59	BED-I	Karapalli	New Karapalli	100	95%	DT AUG	250
60	RED	Auto Nagar Town 4	Saipryia Nagar 2	100	121%	DT AUG	250
61	BED-II	Old Berhampur	Ananda Marga	100	95%	DT AUG	250
62	AED-II	Gudiali	Belapur	100	109%	DT AUG	250
63	AED-II	Paikajamuna	Paikajamuna Panchiyet Of	100	91%	DT AUG	250
64	AED-II	Pathara	Pathara 5	100	115%	DT AUG	250
65	JED	Boriguma Town	Hanuman Mandir	63	102%	DT AUG	100
66	BOED	Boudh Town 1	Butupalipanditsahi.2	250	129%	DT AUG	500
67	AED-II	Barida	Badachadhiapada 2	63	128%	DT AUG	250
68	BED-I	Raghunathpur	Hanuman Temple	16	93%	DT AUG	100

S. NO	DIVISION	11KV FEEDER	DT NAME	EXISTING DTR RATING (KVA)	% LOADING OF DTR	DT AUG/ NEW DT	RATING OF PROPOSED DTR(KVA)
69	BED-I	Tanganapalli	R Chandipadar	2x16	129%	DT AUG	100
70	BED-I	Tanganapalli	Sindurpur Iay Colony	16	86%	DT AUG	100
71	BED-I	Golabandha	Near Jam Resturant	16	93%	DT AUG	100
72	MED	Town	Madlaguda	63	90%	NEW DT	63
73	MED	Town	Jail Sahi	63	92%	DT AUG	100
74	MED	Town	Bus Stand	100	110%	NEW DT	63
75	MED	Town	Sbi2-19469273	250	85%	NEW DT	100
76	MED	Tumsapalli	Indra Colony	16	128%	DT AUG	63
77	MED	Town	Animal Medcare1	63	99%	DT AUG	100
78	MED	Town	Maheswari Colony	63	122%	DT AUG	100
79	MED	Dnk	Balimela Road1	63	103%	DT AUG	100
80	MED	Dnk	100Kva Itdi Office	100	97%	NEW DT	63
81	MED	Dnk	Kumutiguda 100 Kva	100	98%	NEW DT	63
82	MED	Damside	Krishna Nagar	16	99%	DT AUG	25
83	MED	Town	Panigrahi	63	125%	DT AUG	100
84	MED	Serapalli	Mv-92	25	88%	DT AUG	63
85	MED	Kalimela Town	Mahaprabhu Road	63	93%	DT AUG	100
86	MED	Mv-64/10	Mpv-10	25	86%	DT AUG	63
87	MED	Mpv-83	Mpv-81	16	85%	DT AUG	25
88	MED	Mpv-83	Mpv-82	16	95%	DT AUG	63
89	MED	Mv-96	Mpv-76	25	102%	DT AUG	63
90	MED	Mv-79	Siva Temple	63	112%	DT AUG	100
91	MED	Undrukonda	Undrukonda Chokw	63	110%	DT AUG	100
92	MED	Podia Town	Block Colony	63	112%	DT AUG	100
93	MED	Motu	Mpv-57	16	104%	DT AUG	25
94	MED	Mv-55	Mv-54	16	96%	DT AUG	63

S. NO	DIVISION	11KV FEEDER	DT NAME	EXISTING DTR RATING (KVA)	% LOADING OF DTR	DT AUG/ NEW DT	RATING OF PROPOSED DTR(KVA)
95	MED	Sadashivpur	Mv-38	16	99%	DT AUG	25
96	MED	Ayappa	Mv-34 Village	16	85%	DT AUG	25
97	MED	Sadashivpur	Mv-36	16	86%	DT AUG	25
98	MED	Ayappa	Mv-33	16	89%	DT AUG	25
99	MED	Korukonda	Tekguda	16	93%	DT AUG	25
100	MED	Micro (Balimela)	Mv-109	25	85%	DT AUG	63
101	MED	Old Korukonda	Mv-122	16	89%	DT AUG	25
102	MED	Khemaguru	Khemaguru	25	83%	DT AUG	63
103	MED	Pangam	Pangam	63	84%	DT AUG	100
104	KED	Litiguda	Ambatota Sahi Near Mathalput Gp Office	63	80%	NEW DT	63
105	KED	Pukali	Pukali Road Side	63	83%	NEW DT	63
106	BED-III	Balipada	Dakhinapur	63	89%	NEW DT	100
107	BED-III	Auto Nagar	Srikhetra Bihar	100	102%	NEW DT	100
108	BED-III	Anantei	Uparakumbhajhari	16	96%	DT AUG	25
109	BED-III	Nimakhandi	Konark Nagar.G Jaganath	250	101%	NEW DT	250
110	BED-III	Nimakhandi	Ishaneswari Bihar	16	92%	DT AUG	100
111	BED-III	Bhairabi	Haradanga	100	81%	NEW DT	63
112	BED-III	Golanthara	Jagapur Soubhagya	63	82%	NEW DT	100
113	BED-III	Sorola	Sorola Bus Stand	100	87%	NEW DT	25
114	AED-II	Gudiapalli	St Xavier High School	10	85%	New DT	63
115	GNED	Syamasundarpur	Kamalapadar	100	118%	DT AUG	250
116	GNED	Syamasundarpur	Kendubadi	100	116%	DT AUG	250
117	GNED	Drda	Ram Laxmi Nagar	250	116%	NEW DT	100
118	GNED	Lower Bus Stand	Devi Nagar Near Baghrad	250	92%	NEW DT	100
119	GNED	Chatrapur Rural	Purnapatna Village	100	95%	DT AUG	250
120	GNED	Chatrapur Rural	Aliabad Main Road 2	100	98%	DT AUG	250

S. NO	DIVISION	11KV FEEDER	DT NAME	EXISTING DTR RATING (KVA)	% LOADING OF DTR	DT AUG/ NEW DT	RATING OF PROPOSED DTR(KVA)
121	GNED	Chatrapur Rural	Karapada Bazar Street	100	92%	DT AUG	250
122	GNED	Chatrapur Rural	Chikalkhandi New Strite	100	84%	DT AUG	250
123	BED-II	Old Berhampur	Ln Street 3Rd Lane	250	128%	DT AUG	500
124	BED-II	Old Berhampur	Sukunda Chhaka	100	99%	DT AUG	250
125	BED-II	Old Berhampur	Ln Street 12Th Lane	100	82%	DT AUG	250
126	BED-II	City Hospital	Jagannath Vihar 3Rd	250	104%	DT AUG	500
127	BED-II	City Hospital	Ganapati Nagar 3Rd Lane	250	91%	DT AUG	500
128	BED-II	City Hospital	Gayatri Vihar	100	110%	DT AUG	250
129	BED-II	Sriram Nagar	Triveni Nagar	100	107%	DT AUG	500
130	BED-II	City Hospital	Pitchipitcha Nagar & Sahu Colony	4*16	112%	DT AUG	250
131	AED-I	College Square	Mantapoda Village 3	63	86%	NEW DT	63
132	BNED	Goudagotha	S Pipalapanka Village	16	83%	DT AUG	25
133	BNED	Durgaprasad	Mujagada Panchayat	500	81%	NEW DT	100
134	GNED	Syamasundarpur	Balukeswarpur Bramhana Street	100	84%	DT AUG	250
135	KED	Coffee Board	1St Irbn	16	98%	DT AUG	63
136	NED	Deobandh	Sandhimunda Sej71F01Dt191	16	91%	DT AUG	25
137	PED	Dutiapada	Raikhola 15525333 (Ht N2103-1/1316)	16	115%	DT AUG	25
138	PED	Khajuripada Town	Dangi Sahi (Htn2103-3/134)	25	104%	DT AUG	100
139	PED	Church	Kandhasahi Near Anganwadi (Meter No - 0623 Td0961221)	63	92%	DT AUG	100
140	PED	G Udayagiri Town 2	Bank Colony (Dt No - 18806010)	16	104%	DT AUG	25
141	PED	Adenigada	Ranipathar -2 (Htn2103-7/286)	16	92%	DT AUG	25
142	PED	Rukanbadi	Badipadar (Sen30-F03-Dt016)	16	101%	DT AUG	25
143	PED	Rukanbadi	Kutubadi (Sen30-F03-Dt067)	16	102%	DT AUG	25
144	PED	Rukanbadi	Saringiripi (Sen30-F02-Dt002)	16	82%	DT AUG	25
145	PKED	Jhami	Bada Tulsi Pado	16	104%	DT AUG	63
146	PKED	Sambalpur	Rubudising	10	81%	DT AUG	25

S. NO	DIVISION	11KV FEEDER	DT NAME	EXISTING DTR RATING (KVA)	% LOADING OF DTR	DT AUG/ NEW DT	RATING OF PROPOSED DTR(KVA)
147	PSED	Bhatakumarada	Baidhara	16	96%	DT AUG	63
148	PSED	Solaghara	Solaghara Village Road	3*16+2*25	125%	NEW DT	100
149	RED	Penta	Getipada	16	88%	DT AUG	63
150	GNED	Mill	Vs Colony	5*16	86%	DT AUG	100
151	GSED	Bahanpatti	Radhamohanpur-01	250	91%	NEW DT	63
152	GSED	Dumula	Chakipada	16	101%	DT AUG	63
153	NED	Town No-I	Jamal Colony	500	80%	NEW DT	100
154	NED	Jharigam Town	Ektaguda	16	82%	DT AUG	25
155	NED	Chutiaguda	Gabaralguda	100	93%	NEW DT	250
156	NED	Town No-I	Jamal Colony 1	100	95%	NEW DT	250
157	NED	Sirsi	Mundaguda 2	100	85%	NEW DT	100
158	NED	Mendabeda	Dayasagar	16	93%	DT AUG	63
159	NED	Jatabahal	Manigaon Harijan Sahi	25	85%	DT AUG	63
160	NED	B.Maliguda	Bada Dahi Bhata 1	25	83%	NEW DT	63
161	NED	Digi Salpa	Kanaimunda	16	98%	DT AUG	63
162	NED	Deobandh	Phataki1	16	83%	DT AUG	25
163	NED	Badaambada	Saraldhanua2	16	91%	DT AUG	63
164	NED	Anchalguma	Bharamajhiguda	16	88%	DT AUG	63
165	NED	Gumuda(Dabugaon)	Kerandi 1	16	92%	DT AUG	63
166	NED	B Maliguda	Daleiguda 1	16	89%	DT AUG	63
167	NED	B Maliguda	Turunjiaguda	16	89%	DT AUG	63
168	NED	Kacharapada	Chhelidongri 2	16	86%	DT AUG	63
169	NED	Hatabarandi	Dungiadihi 14	16	83%	DT AUG	63
170	NED	Hatabarandi	Kundei 4	16	96%	DT AUG	25
171	NED	Gona	Bagbera 7	16	88%	DT AUG	63
172	NED	Temera	Temra 9	16	96%	DT AUG	63

S. NO	DIVISION	11KV FEEDER	DT NAME	EXISTING DTR RATING (KVA)	% LOADING OF DTR	DT AUG/ NEW DT	RATING OF PROPOSED DTR(KVA)
173	NED	Kenduguda	Sanadaibhata Chritian Sahi	16	96%	DT AUG	63
174	NED	Sirsi	Saraguda 2	16	89%	DT AUG	63
175	NED	Patrapur	Dadia Sahi Village	16	85%	DT AUG	63
176	NED	Nandahandi	Nishanhandi Village 1	16	95%	DT AUG	63
177	NED	R.Beraguda	Churahandi10	16	108%	DT AUG	63
178	NED	Mohond	Mohonda Dnk	16	96%	DT AUG	63
179	NED	Jagannathpur	Jhadabandhguda3	63	96%	DT AUG	63
180	NED	R.Beraguda	R Beheraguda	63	90%	DT AUG	63
181	NED	Dabugam Town	Hatapada	63	107%	DT AUG	100
182	PSED	Kodala	Hajastreet	500	80%	NEW DT	250
183	PSED	Angaragapon New	Salabana	100	86%	NEW DT	100
184	BED-I	Ambapua	Kalinga Nager 1St Line	100	129%	DT AUG	250
185	AED-I	Sheragada	Kornali 1	100	110%	DT AUG	250
186	MED	Balimela Town	Gadwaguda Near Indoor Stadium	16	112%	DT AUG	25
187	NED	Dnk	Santoshinagar	100	129%	DT AUG	250
188	AED-II	Paikajamuna	Sunapalli Road Side	100	112%	DT AUG	250
189	PSED	Balichai	Karanjara	63	96%	NEW DT	100
190	JED	Kolaguda	Dubuli	100	91%	NEW DT	63
191	BED-II	Old Berhampur	Shanti Nagar	500	99%	NEW DT	500
192	NED	VIP Colony	VIP Colony 1	250	80%	NEW DT	250

9. LT Bare to AB Cable-Cost Benefit Analysis

Length of AB Cable Proposed (KM)	Reduction in Commercial Losses (Mus)	Reduction in Technical Losses (Estimated) (Mus)	Reduction in AT&C Losses (Mus)	Revenue benefit per annum due to AT&C Loss reduction (Cr)	Payback (Years)
66.7	15.30	2.20	17.49	4.15	1.21

ANNEXURE-9

(Details of cost refernce of material items considered)

Sl No	Description of Item	Unit	SOR
1	***POLE***		
1.1	WPB 160x152 (30.44KG/Mtr.),13 mtr- with base plate 300x300x12	EA	Cost Data Book FY-27
1.2	WPB 160x152 (30.44KG/Mtr.),11 mtr- with base plate 300x300x12	EA	Cost Data Book FY-27
1.3	WPB 160x152 (30.44KG/Mtr.),9 mtr- with base plate 300x300x12	EA	Cost Data Book FY-27
1.4	RS GI WPB 5MTR125X70X6 (13.3KG / MTR)	EA	TATA POWER ODISHA DISCOM RC
1.5	H TYPE POLE 200X75MM (13 MTR)	EA	Cost Data Book FY-27
1.6	H TYPE POLE 200X75MM (11 MTR)	EA	Cost Data Book FY-27
1.7	10 Mtr 330 Kg PSC Pole	EA	Cost Data Book FY-27
1.8	9 mtr long 300 kg PSC pole	EA	Cost Data Book FY-27
1.9	TATA POWER ODISHA DISCOM RCC base Plate	EA	TATA POWER ODISHA DISCOM RC
2	***POWER TRANSFORMER***		
2.1	5 MVA 33/11 KV Power Transformer(Cu) with OLTC	EA	Cost Data Book FY-27
2.2	8 MVA 33/11 KV Power Transformer(Cu) with OLTC	EA	Cost Data Book FY-27
2.3	TRANSFORMER POWR 10MVA 33/11KV CU W/OLTC	EA	TATA POWER ODISHA DISCOM RC
2.4	12.5/16MVA 33/11 KV Power Transformer (Cu) with OLTC & NIDS	EA	Cost Data Book FY-27
3	***DISTRIBUTION TRANSFORMER***		
3.1	25KVA 11/0.4 KV(AL) Transformer,BIS Energy level-II, IS-1180,Ammendant-4	EA	Cost Data Book FY-27
3.2	63KVA 11/0.4 KV(AL) Transformer,BIS Energy level-II, IS-1180,Ammendant-4	EA	Cost Data Book FY-27
3.3	100KVA 11/0.4 KV(AL) Transformer,BIS Energy level-II, IS-1180,Ammendant-4	EA	Cost Data Book FY-27
3.4	250KVA 11/0.4 KV(Cu) Transformer with Off load tap changer,BIS Energy level-II, IS-1180,Ammendant-4	EA	Cost Data Book FY-27
3.5	500KVA 11/0.4 KV(Cu) Transformer with Off load tap changer,BIS Energy level-II, IS-1180,Ammendant-4	EA	Cost Data Book FY-27
3.6	11/0.4kV 630kVA (Cu) Distribution Transformer BIS Level-II	EA	TATA POWER ODISHA DISCOM RC
3.7	COMPACT SUBSTATION 1000 KVA, 11/0.433 kV oil cooled copper wound transformer(Energy Level-2)	EA	Cost Data Book FY-27
3.8	630KVA, 11/0.433kV, CRGO Stacked Core type, Copper Wound,LV Foil and and HV Multilayer enamel winding	EA	Budgetary Quotation
3.9	100KVA,33/0.4kV(CU) Transformer (Cu), BIS Level-II,IS-1180,Ammendant-4	EA	Cost Data Book FY-27
3.10	Transformer Monitoring Unit	EA	TATA POWER ODISHA DISCOM RC
4	***CHANNEL,ANGLE,CLAMP,FLAT***		
4.1	Top Channel 100X50X5mm, each channel length 2.77 Mtr	Kg	Cost Data Book FY-27
4.2	Top Channel 100X50X5mm, each channel length 3.0 Mtr	Kg	Cost Data Book FY-27
4.3	Top Channel 100X50X5mm,each channel length 3.25 Mtr	Kg	Cost Data Book FY-27
4.4	Top Channel 100X50X5mm, each channel length 4.3 Mtr	Kg	Cost Data Book FY-27
4.5	Transformer Base Channel 100X50X5mm,each channel length 2.77 Mtr	Kg	Cost Data Book FY-27
4.6	Transformer Side Belting angle 75X40X4.8mm,each channel length 0.5 Mtr	Kg	Cost Data Book FY-27
4.7	Double Pole Bracing Channel 75X40X4.8mm,each channel length 1.66 Mtr	Kg	Cost Data Book FY-27
4.8	Double Pole Bracing Channel 75X40X4.8mm,each channel length 2.0 Mtr	Kg	Cost Data Book FY-27
4.9	Double Pole Belting Channel 75X40X4.8mm.,each channel length 2.77 Mtr	Kg	Cost Data Book FY-27
4.10	Double Pole Belting Channel 75X40X4.8mm.,each channel length 3.0 Mtr	Kg	Cost Data Book FY-27
4.11	Double Pole Belting Channel 75X40X4.8mm., each channel length 4.3 Mtr	Kg	Cost Data Book FY-27
4.12	50X50X6mm.GI Bracing Angle, each angle length 2.671 Mtr	Kg	Cost Data Book FY-27
4.13	50X50X6mm.GI Bracing Angle, 4.5Kg./mtr., each angle length 3.432 mtr.	Kg	Cost Data Book FY-27
4.14	50X50X6mm.GI Bracing Angle, 4.5Kg./mtr., each angle length 3.512 mtr.	Kg	Cost Data Book FY-27
4.15	50X50X6mm.GI Bracing Angle, each angle length 4.927 Mtr	Kg	Cost Data Book FY-27
4.16	Straight Cross Arm Channel 100X50X5mm, each channel length 1.2 Mtr	Kg	Cost Data Book FY-27
4.17	Straight Cross Arm Channel 100X50X5mm, each channel length 1.7 Mtr.	Kg	Cost Data Book FY-27
4.18	Auto-reclosure mounting Channel 100X50X5mm GI channel 3.0 Mtr long	Kg	Cost Data Book FY-27
4.19	Sectionalizer mounting Channel 100X50X5mm GI channel 3.0 Mtr long	Kg	Cost Data Book FY-27
4.20	AB Switch Mounting Channel 100X50X5mm GI Channel 2.77 Mtr long	Kg	Cost Data Book FY-27
4.21	AB Switch mounting Channel 100X50X5mm GI channel 3.0 Mtr long	Kg	Cost Data Book FY-27
4.22	Mounting Channel 100X50X5mm GI channel 4.3 Mtr long	Kg	Cost Data Book FY-27
4.23	Side Support Channel 100X50X5mm,each channel length 0.35 mtr.	Kg	Cost Data Book FY-27
4.24	Insulator Support Channel 75X40X4.8mm., each channel length 3.0 Mtr	Kg	Cost Data Book FY-27
4.25	Isolator Support Channel 75X40X4.8mm., each channel length 4.3 Mtr	Kg	Cost Data Book FY-27
4.26	Isolator Operating Down Pipe Support Channel 75X40X4.8mm.,of length 0.8 Mtr	Kg	Cost Data Book FY-27
4.27	AB Switch Bottom Support Channel 75X40X4.8 mm of length 0.330 Mtr	Kg	Cost Data Book FY-27
4.28	HG Fuse mounting channel 75X40X4.8mm of length 2.77 Mtr	Kg	Cost Data Book FY-27
4.29	HG Fuse mounting channel 75X40X4.8mm of length 4.3 Mtr	Kg	Cost Data Book FY-27
4.30	LTDB supporting channel 50X50X6mm of length 2.77 Mtr	Kg	Cost Data Book FY-27
4.31	Transformer Belting angle 50X50X6mm of length 2.77 Mtr with side angle	Kg	Cost Data Book FY-27
4.32	Transformer Bottom fixing angle 50X50X6mm,each angle length 0.550 Mtr	Kg	Cost Data Book FY-27
4.33	Down Pipe Diagonal Support Angle 50X50X6mm, each angle length 0.388 Mtr	Kg	Cost Data Book FY-27
4.34	Down Pipe Base Support Angle 50X50X6mm, each angle length 0.34 Mtr	Kg	Cost Data Book FY-27
4.35	Isolator Support Side Channel 100X50X5mm, each channel length 0.5 Mtr	Kg	Cost Data Book FY-27
4.36	Isolator Support Side Channel 100X50X5mm, each channel length 0.35 Mtr	Kg	Cost Data Book FY-27
4.37	Channel Support for down Pipe 75X40X4.8mm., each channel length 0.750 Mtr	Kg	Cost Data Book FY-27
4.38	Back clamp for Channel Support for down pipe 50X8mm of length 0.681 mtr	Kg	Cost Data Book FY-27
4.39	Guarding Cross arm of 75X40X4.8mm GI Channel 3.7 Mtr long	Kg	Cost Data Book FY-27
4.40	Guarding Cross arm of 75X40X4.8mm GI Channel 2.2 Mtr long	Kg	Cost Data Book FY-27
4.41	Fish Plate 50X6 mm.,each 0.280 mtr. Length	Kg	Cost Data Book FY-27
4.42	Welded Flat for Insulator Support 50X8mm of length 0.05Mtr	Kg	Cost Data Book FY-27
4.43	Braking Support Channel for operating pipe 50X8mm of length 0.55 Mtr	Kg	Cost Data Book FY-27
4.44	Back Clamp for LTDB 50X8 holding angle of length 0.681 Mtr	Kg	Cost Data Book FY-27

Sl No	Description of Item	Unit	SOR
4.45	Support Clamp for Transformer base Channel 50X8 of length 0.561 mtr	Kg	Cost Data Book FY-27
4.46	Back Clamp for Transformer belting angle of length 0.545 Mtr	Kg	Cost Data Book FY-27
4.47	LT Cable Supproting Angle(GI), 50x50x6mm.GI 4.5Kg./mtr., length 2 mtr	Kg	Cost Data Book FY-27
4.48	Cable holding Clamp 50X6 for DT pole	Kg	Cost Data Book FY-27
4.49	Cable holding Clamp 50X6 for riser pole Type-A	Kg	Cost Data Book FY-27
4.50	Back Clamp (25X3 mm. flat) for danger Plate H-pole	Kg	Cost Data Book FY-27
4.51	Back Clamp (25X3 mm. flat) for danger Plate WPB pole	Kg	Cost Data Book FY-27
4.52	Back Clamp (25X3 mm. flat) for danger Plate PSC pole	Kg	Cost Data Book FY-27
4.53	Back Clamp (25X3mm. Flat) for Barbed wire anticlimbing device for H-Pole	Kg	Cost Data Book FY-27
4.54	Back Clamp (25X3mm. Flat) for Barbed wire anticlimbing device for WPB Pole	Kg	Cost Data Book FY-27
4.55	Back Clamp (25X3mm. Flat) for Barbed wire anticlimbing device for PSC Pole	Kg	Cost Data Book FY-27
5	***INSULATOR,HARDWARE FITTINGS,PG CLAMP,CONNECTOR***		
5.1	11kV,5kN pin insulator polymer	EA	Cost Data Book FY-27
5.2	33kV,10kN pin insulator polymer	EA	Cost Data Book FY-27
5.3	Disc Insulator Hardware Fittings (70KN) B&S,3 Bolt	EA	Cost Data Book FY-27
5.4	Disc Insulator Hardware Fittings (90KN) B&S,4 Bolt	Set	Cost Data Book FY-27
5.5	Disc Insulator Hardware Fittings (120KN) B&S,4 Bolt	Set	Cost Data Book FY-27
5.6	11KV Polymeric Disc Insulator 70KN B&S	EA	Cost Data Book FY-27
5.7	33KV Polymeric Disc Insulator 90KN B&S	EA	Cost Data Book FY-27
5.8	33KV Polymeric Disc Insulator 120KN B&S	EA	Cost Data Book FY-27
5.9	WEDGE CONNECTOR '.'FIRE" FOR 232SQMM CONDUCTOR	EA	Cost Data Book FY-27
5.10	WEDGE CONNECTOR '.'FIRE" FOR 148SQMM CONDUCTOR	EA	Cost Data Book FY-27
5.11	WEDGE CONNECTOR FOR 100 SQMM.CONDUCTOR	EA	Cost Data Book FY-27
5.12	WEDGE CONNECTOR FOR 80 SQMM.CONDUCTOR	EA	Cost Data Book FY-27
5.13	12 bolted (M-12) "T" clamp for 232 mm² conductor	EA	Cost Data Book FY-27
5.14	8 bolted (M-12) "T" clamp for ACSR 148 mm² conductor	EA	Cost Data Book FY-27
6	***DANGER BOARD,ANTICLIMBING DEVICE,EARTHING & HDPE PIPE***		
6.1	PIPE HDPE 200 MM DIA PN8 PE 80	Mtr	Cost Data Book FY-27
6.2	PIPE HDPE 160 MM DIA PE80-PN8	Mtr	Cost Data Book FY-27
6.3	40mm nominal bore GI pipe (Heavy gauge) earthing device with 3 mtr .Long	EA	Cost Data Book FY-27
6.4	Danger Plate, 33kV	EA	Cost Data Book FY-27
6.5	Danger Plate, 11kV	EA	Cost Data Book FY-27
6.6	BOARD DANGER 400/440 VOLT	EA	Cost Data Book FY-27
6.6	GI barbed wire(2.50x2.50 mm) anticlimbing device	Kg	Cost Data Book FY-27
6.8	Anticlimbing device Spike Type	EA	Cost Data Book FY-27
6.9	Earthing Coil	EA	Cost Data Book FY-27
6.10	No 8 GI wire (0.131 kg/mtr.)	Kg	Cost Data Book FY-27
6.11	No 6 GI wire (0.192 kg/mtr.)	Kg	Cost Data Book FY-27
6.12	GI Flat 75X10 mm(5.89kg/mtr)	Kg	Cost Data Book FY-27
6.13	GI Flat 50X6 mm(2.36kg/mtr)	Kg	Cost Data Book FY-27
6.14	GI Flat 25X6 mm(1.18kg/mtr)	Kg	Cost Data Book FY-27
6.15	GI Flat 25X3 mm(0.589kg/mtr)	Kg	Cost Data Book FY-27
7	***LT AB CABLE & ITS ACCESSORIES***		
7.1	1.1KV LT AB Cable 4x35+1x35+1x16mm2	Km	Cost Data Book FY-27
7.2	1.1KV LT AB Cable 4x50+1x50+1x16mm2	Km	Cost Data Book FY-27
7.3	1.1KV LT AB Cable 4x70+1x70+1x16mm2	Km	Cost Data Book FY-27
7.4	1.1KV LT AB Cable 4x95+1x95+1x16mm2	Km	Cost Data Book FY-27
7.5	1.1KV LT AB Cable 4x150+1x150+1x16mm2	Km	Budgetary Quotation
7.6	FRP CROSS ARM 1070MM 415V	EA	TATA POWER ODISHA DISCOM RC
7.7	LT Stay Set (Complete)	Set	Cost Data Book FY-27
7.7	LT Stay (Guy) Insulator	EA	Cost Data Book FY-27
7.9	LT STAY CLAMP TYPE-A(9m PSC 1000mm)	Pair	Cost Data Book FY-27
7.10	LT STAY CLAMP TYPE-B(9m PSC 1000mm)	Pair	Cost Data Book FY-27
7.11	7/12 SWG Stay Wire(2.5mm)-(Heavy)	Kg	Cost Data Book FY-27
7.12	Suspension Clamp with EYE hook for ABC	Pair	Cost Data Book FY-27
7.13	EYE HOOK CLAMP FOR 9M PSC POLE	Pair	TATA POWER ODISHA DISCOM RC
7.14	Pole clamp for EYE hook for XLPE Aerial bunched Cable	Pair	Cost Data Book FY-27
7.15	NFC Suspension Clamp for ABC 25-50 Sqmm	EA	Cost Data Book FY-27
7.16	NFC Suspension Clamp for ABC 50-70 Sqmm	EA	Cost Data Book FY-27
7.17	NFC Suspension Clamp for ABC 70-95 Sqmm	EA	Cost Data Book FY-27
7.17	NFC Suspension Clamp for ABC 95-150 Sqmm	EA	Cost Data Book FY-27
7.19	Flat Eye Hook for AB cable	EA	Cost Data Book FY-27
7.20	NFC IPC Type-B-main 16 to 150 sq.mm & Tap-4 to 50 sq.mm	EA	TATA POWER ODISHA DISCOM RC
7.21	NFC IPC Type-B-main 10 to 95 sq.mm & Tap-1.5 to 10(16) sq.mm	EA	TATA POWER ODISHA DISCOM RC
7.21	NFC IPC Type-B-main 25 to 150 sq.mm & Tap-25 to 150 sq.mm	EA	TATA POWER ODISHA DISCOM RC
7.22	NFC Conductor Dead End Clamp suitable for bare messenger XLPE Aerial bunched cable(25-35 sq mm)	EA	Cost Data Book FY-27
7.23	NFC Conductor Dead End Clamp suitable for bare messenger XLPE Aerial bunched cable(50-70 sq mm)	EA	Cost Data Book FY-27
7.24	NFC Conductor Dead End Clamp suitable for bare messenger XLPE Aerial bunched cable(70-95sq mm)	EA	Cost Data Book FY-27
7.25	NFC Conductor Dead End Clamp suitable for bare messenger XLPE Aerial bunched cable(95-150sq mm)	EA	Cost Data Book FY-27
7.26	Cap cable end for ABC 35SQMM	EA	TATA POWER ODISHA DISCOM RC
7.27	Cap cable end for ABC 50SQMM	EA	TATA POWER ODISHA DISCOM RC

Sl No	Description of Item	Unit	SOR
7.27	Cap cable end for ABC 95SQMM	EA	TATA POWER ODISHA DISCOM RC
7.29	Cap cable end for ABC 150SQMM	EA	TATA POWER ODISHA DISCOM RC
7.30	STEEL STRAP SIZE 20 MMX50 M LONG	ROL	TATA POWER ODISHA DISCOM RC
7.31	BUCKLES FOR STEEL STRAP (1 EA = 100 NOS)	EA	TATA POWER ODISHA DISCOM RC
7.32	Tie Plastic Black size 7.6mmX150mm	Lot	TATA POWER ODISHA DISCOM RC
7.33	Tie Plastic size 9mmX265mm	Lot	TATA POWER ODISHA DISCOM RC
8	***HT POLE ACCESSORIES***		
8.1	H,T. CROSS ARM 'V' SHAPE FOR 11KV(Gl)-10.5Kg	EA	Cost Data Book FY-27
8.2	H.T. CROSS ARM 'V SHAPE FOR 33KV(Gl)-20Kg	EA	Cost Data Book FY-27
8.3	GI Back Clamp for 33kV 'V' Cros Arm WPB Pole-50X8	EA	Cost Data Book FY-27
8.4	GI Back Clamp for 11kV 'V' Cros Arm	EA	Cost Data Book FY-27
8.5	33KV Pole top Bracket	EA	Cost Data Book FY-27
8.6	CLAMP F TYPE GI FOR 11KV	EA	Cost Data Book FY-27
8.7	POLE CLAMP FOR STAY SET	Pair	Cost Data Book FY-27
8.8	HT Stay Clamp Type-A for WPB Pole	Pair	Cost Data Book FY-27
8.8	HT Stay Clamp Type-B for WPB Pole	Pair	Cost Data Book FY-27
8.10	HT STAY CLAMP TYPE-A(9m PSC 600mm)	Pair	Cost Data Book FY-27
8.11	HT STAY CLAMP TYPE-B(9m PSC 600mm)	Pair	Cost Data Book FY-27
8.12	H.T 33kV Stay set (Complete)	Set	Cost Data Book FY-27
8.13	H.T 11kV Stay set (Complete)	Set	Cost Data Book FY-27
8.14	HT stay (Guy) insulator	EA	Cost Data Book FY-27
8.15	7/8 SWG Stay Wire(4mm)-(Heavy)	Kg	Cost Data Book FY-27
8.16	7/10 SWG Stay Wire(3.15mm)-(Heavy)	Kg	Cost Data Book FY-27
9	***INSULATED COVERED CONDUCTOR & ITS ACCESSORIES***		
9.1	33kV 148sqmm XLPE Covered Conductor	Mtr	Cost Data Book FY-27
9.2	33kV 100sqmm XLPE Covered Conductor	Mtr	Cost Data Book FY-27
9.3	11kV 100sqmm XLPE Covered Conductor	Mtr	Cost Data Book FY-27
9.4	IPC for 33kV 148sqmm Covered Conductor	EA	Cost Data Book FY-27
9.5	IPC for 33kV 100sqmm Covered Conductor	EA	Cost Data Book FY-27
9.6	IPC for 11KV 100sqmm Covered Conductor	EA	Cost Data Book FY-27
9.7	Tension Assembly Wedge Type with Anchoring Clamp for 33 kV 148 Sq.mm covered conductor	EA	TATA POWER ODISHA DISCOM RC
9.8	Tension Assembly Wedge Type with Anchoring Clamp for 33 kV 100 Sq.mm covered conductor	EA	TATA POWER ODISHA DISCOM RC
9.9	Tension Assembly Wedge Type with Anchoring Clamp for 11 kV 100 Sq.mm covered conductor	EA	TATA POWER ODISHA DISCOM RC
9.10	MIDSPAN JOINT 33KV COVERED CONDUCTOR 148SQMM	EA	Cost Data Book FY-27
9.11	MIDSPAN JOINT 33KV COVERED CONDUCTOR 100SQMM	EA	Cost Data Book FY-27
9.12	MIDSPAN JOINT 11KV COVERED CONDUCTOR 100SQMM	EA	Cost Data Book FY-27
9.13	JT KIT END TERM. For 33KV 148 SQMM Covered Conductor	EA	TATA POWER ODISHA DISCOM RC
9.14	JT KIT END TERM. For 33KV 100 SQMM Covered Conductor	EA	TATA POWER ODISHA DISCOM RC
9.15	JT KIT END TERM. For 11KV 100 Sqmm Covered Conductor	EA	TATA POWER ODISHA DISCOM RC
9.16	TIE INSULATED HELICAL F/33KV INSL. COND.	EA	Cost Data Book FY-27
9.17	TIE INSULATED HELICAL F/11KV INSL. COND.	EA	Cost Data Book FY-27
10	***HT & LT JOINTING KIT***		
10.1	JT KIT 11KV O/D TERM 3CX95 SQMM XLPE	EA	Cost Data Book FY-27
10.2	Heat shrinkable jointing kit for 3Cx400 mm² 11KV XLPE Cable(outdoor type)	EA	Cost Data Book FY-27
10.3	Heat shrinkable jointing kit for 3Cx400 mm² 11KV XLPE Cable(Straight type)	EA	TATA POWER ODISHA DISCOM RC
10.4	Heat shrinkable jointing kit for 3Cx400 mm² 11KV XLPE Cable(indoor type)	EA	Cost Data Book FY-27
10.5	JT Kit 11KV I/D 3CX400SQMM SCREEN TYPE TOUCH PROF	EA	Cost Data Book FY-27
10.6	Heat shrinkable jointing kit for 3Cx300mm² 11KV XLPE Cable(outdoor type)	EA	Cost Data Book FY-27
10.7	Heat shrinkable jointing kit for 3Cx300 mm² 11KV XLPE Cable(Straight type)	EA	Cost Data Book FY-27
10.8	Heat shrinkable jointing kit for 3Cx300mm² 11KV XLPE Cable(indoor type)	EA	Cost Data Book FY-27
10.9	11KV, 1C X 1000 SQMM, XLPE outdoor Heat Shrinkable	EA	Cost Data Book FY-27
10.10	11KV, 1C X 1000 SQMM, XLPE indoor Heat Shrinkable	EA	Cost Data Book FY-27
10.11	Heat shrinkable jointing kit for 1Cx630 mm² 11KV XLPE Cable(outdoor type)	EA	Cost Data Book FY-27
10.12	Heat shrinkable jointing kit for 1Cx630 mm² 11KV XLPE Cable(Indoor type)	EA	Cost Data Book FY-27
10.13	Heat shrinkable jointing kit for 3Cx400 mm² 33KV XLPE Cable(outdoor type)	EA	Cost Data Book FY-27
10.14	Heat shrinkable jointing kit for 3Cx400 mm² 33KV XLPE Cable(Straight type)	EA	Cost Data Book FY-27
10.15	Heat shrinkable jointing kit for 3Cx400 mm² 33KV XLPE Cable(Indoor type)	EA	Cost Data Book FY-27
10.16	JT Kit 33KV I/D 3CX400SQMM SCREEN TYPE TOUCH PROF	EA	Cost Data Book FY-27
10.17	Heat shrinkable jointing kit for 3Cx300 mm² 33KV XLPE Cable(outdoor type)	EA	Cost Data Book FY-27
10.18	Heat shrinkable jointing kit for 3Cx300 mm² 33KV XLPE Cable(Straight type)	EA	Cost Data Book FY-27
10.19	Heat shrinkable jointing kit for 3Cx300 mm² 33KV XLPE Cable(indoor type)	EA	Cost Data Book FY-27
10.20	Heat shrinkable jointing kit for 1Cx630 mm² 33KV XLPE Cable(Outdoor type)	EA	Cost Data Book FY-27
10.21	Heat shrinkable jointing kit for 1Cx630 mm² 33KV XLPE Cable(Straight type)	EA	Cost Data Book FY-27
10.22	Heat shrinkable jointing kit for 1Cx630 mm² 33KV XLPE Cable(Indoor type)	EA	Cost Data Book FY-27
11	***CONDUCTOR,HT & LT POWER CABLE***		
11.1	AAA conductor,232 mm2	KM	Cost Data Book FY-27
11.2	AAA conductor,148 mm2	KM	Cost Data Book FY-27
11.3	AAA conductor,100 mm2	KM	Cost Data Book FY-27
11.4	AAA Conductor- 80 mm2	KM	Cost Data Book FY-27
11.5	Conductor 62 mm sq ACSR Rabbit	Mtr	TATA POWER ODISHA DISCOM RC
11.6	3Cx95mm2 11kV XLPE Cable,Armoured	Mtr	Cost Data Book FY-27
11.7	11kV AL 3CX400 Sqmm XLPE Cable armoured-FRLSH	Mtr	Cost Data Book FY-27

Sl No	Description of Item	Unit	SOR
11.8	11kV AL 3CX300 Sqmm XLPE Cable armoured-FRLSH	Mtr	TATA POWER ODISHA DISCOM RC
11.9	11kV AL 1CX1000 Sqmm XLPE Cable armoured-FRLSH	Mtr	Cost Data Book FY-27
11.10	11kV AL 1CX630 Sqmm XLPE Cable armoured-FRLSH	Mtr	Cost Data Book FY-27
11.11	33kV AL 3CX400 Sqmm XLPE Cable armoured-FRLSH	Mtr	Cost Data Book FY-27
11.12	33kV AL 3CX300 Sqmm XLPE Cable armoured-FRLSH	Mtr	Cost Data Book FY-27
11.13	1.1kV Al 4CX16 Sq.mm Round Armoured Cable -FRLSH	Mtr	Cost Data Book FY-27
11.14	1.1kV Al 4CX25 Sq.mm Round Armoured Cable -FRLSH	Mtr	Cost Data Book FY-27
11.15	1.1kV Al 4CX35 Sq.mm Round Armoured Cable -FRLSH	Mtr	Cost Data Book FY-27
11.16	1.1kV Al 4CX50 Sq.mm Round Armoured Cable -FRLSH	Mtr	Cost Data Book FY-27
11.17	1.1kV Al 4CX95 Sq.mm Round Armoured Cable -FRLSH	Mtr	Cost Data Book FY-27
11.18	1.1kV Al 4CX150 Sq.mm Round Armoured Cable -FRLSH	Mtr	Cost Data Book FY-27
11.19	1.1kV Al 4CX300 Sq.mm Round Armoured Cable -FRLSH	Mtr	Cost Data Book FY-27
11.20	1.1kV Al 1CX50 Sq.mm Cable -FRLSH	Mtr	Cost Data Book FY-27
11.21	1.1kV Al 1CX95 Sq.mm Cable -FRLSH	Mtr	Cost Data Book FY-27
11.22	1.1kV Al 1CX150 Sq.mm Cable -FRLSH	Mtr	Cost Data Book FY-27
11.23	1.1kV Al 1CX300 Sq.mm Cable -FRLSH	Mtr	Cost Data Book FY-27
11.24	1.1kV Al 1CX400 Sq.mm Cable -FRLSH	Mtr	Cost Data Book FY-27
11.25	1.1kV Al 1CX630 Sq.mm Cable -FRLSH	Mtr	Cost Data Book FY-27
12	***LIGHTNING ARRESTOR,AB SWITCH,ISOLATOR & HG FUSE***		
12.1	LA-33KV,10KA-CL-III WITH SURGE COUNTER	EA	Cost Data Book FY-27
12.2	LA 9KV 10KA Polymer Distribut class(DH)	EA	TATA POWER ODISHA DISCOM RC
12.3	12KV, 10 KA (Station Class, CL-II) without Surge Counter	EA	Cost Data Book FY-27
12.4	30KV, 10 KA (Station Class, CL-II) without Surge Counter	EA	Cost Data Book FY-27
12.5	11 KV 630A with earth switch GI Box (PoTATA POWER ODISHA DISCOM RCelain) Motorized both Isolator and Earth Switch	EA	Cost Data Book FY-27
12.6	11 KV 630A with earth switch GI Box (PoTATA POWER ODISHA DISCOM RCelain)	EA	Cost Data Book FY-27
12.7	11 KV 630A without earth switch GI Box (PoTATA POWER ODISHA DISCOM RCelain)	EA	
12.8	11 KV 630A with earth switch GI Box (PoTATA POWER ODISHA DISCOM RCelain) Motorized Isolator	EA	Cost Data Book FY-27
12.9	11 KV 630A with earth swItch SS Box (Polymer)	EA	Cost Data Book FY-27
12.10	11 KV 630A without earth swItch SS Box (Polymer)	EA	Cost Data Book FY-27
12.11	11 KV 1250A with earth swItch SS Box (Polymer)	EA	Cost Data Book FY-27
12.12	11 KV 1250A without earth swItch GI Box (PoTATA POWER ODISHA DISCOM RCelain)	EA	Cost Data Book FY-27
12.13	33KV 1250A with earth switch GI Box (PoTATA POWER ODISHA DISCOM RCelain)-Motorized	EA	Cost Data Book FY-27
12.14	33KV 1250A with earth switch SS Box (PoTATA POWER ODISHA DISCOM RCelain)	EA	Cost Data Book FY-27
12.15	33KV 1250A with earth switch GI Box (PoTATA POWER ODISHA DISCOM RCelain)-Non-Motorized	EA	Cost Data Book FY-27
12.16	33KV 1250A without earth switch GI Box (PoTATA POWER ODISHA DISCOM RCelain)-Motorized	EA	Cost Data Book FY-27
12.17	33KV 1250A without earth switch GI Box (PoTATA POWER ODISHA DISCOM RCelain)-Non-Motorized	EA	Cost Data Book FY-27
12.18	33KV 1250A with earth switch SS Box (PoTATA POWER ODISHA DISCOM RCelain)-Non-Motorized	EA	Cost Data Book FY-27
12.19	Junction Box for 33kV isolator & ES	EA	TATA POWER ODISHA DISCOM RC
12.20	33kV AB switch 200A Polymer,3 Pole	EA	TATA POWER ODISHA DISCOM RC
12.21	33kV AB switch 400A Polymer,3 Pole	EA	Cost Data Book FY-27
12.22	11kV AB switch 400A Polymer,3 Pole	Set	Cost Data Book FY-27
12.23	11kV AB switch 200A Polymer,3 Pole	Set	Cost Data Book FY-27
12.24	33kV H.G Fuse,200A,3Pole with PI	Set	Cost Data Book FY-27
12.25	33kV H.G Fuse,400A,3Pole with PI	Set	TATA POWER ODISHA DISCOM RC
12.26	11kV H.G Fuse 400A,3Pole with PI	Set	TATA POWER ODISHA DISCOM RC
12.27	11kV H.G Fuse 200A,3Pole with PI	Set	Cost Data Book FY-27
13	***CITATA POWER ODISHA DISCOM RCUIT BREAKER,CR PANEL,CT & PT***		
13.1	11kV, 1250A,25KA/Sec Gang Operated Outdoor VCB	EA	Cost Data Book FY-27
13.2	33kV, 1250A,25KA/Sec Gang Operated Outdoor VCB	EA	Cost Data Book FY-27
13.4	11KV,outdoor,oil cooled,CTR 200-400-800/1-1-1 A (Accuracy Class PS/0.2S/5P20),Burden 30VA	EA	Cost Data Book FY-27
13.5	11 kV,1Ph, Outdoor, Oil cooled, Dead Tank CT,CTR:1000-800/1-5-1A (3 Core)	EA	Budgetary Quotation
13.6	33 kV,1Ph, Outdoor, Oil cooled, Dead Tank CT,CTR:1000-800/1-5-1A (3 Core)	EA	Budgetary Quotation
13.7	33KV,outdoor,oil cooled,CTR 200-400-800/1-1-1 A (Accuracy Class PS/0.2S/5P20),Burden 30VA	EA	Cost Data Book FY-27
13.8	Indoor CR PANEL FOR Feeder PROTECTION 33KV Outdoor VCB	EA	Cost Data Book FY-27
13.9	Indoor CR PANEL FOR Transformer PROTECTION FOR 33KV VCB	EA	Cost Data Book FY-27
13.10	Indoor CR PANEL FOR Feeder PROTECTION 11KV Outdoor VCB	EA	Cost Data Book FY-27
13.11	SITC of 33 KV feeder CR Panel (Outdoor Type)	EA	TATA POWER ODISHA DISCOM RC
13.12	SITC of 11 KV feeder CR Panel (Outdoor Type)	EA	TATA POWER ODISHA DISCOM RC
13.13	SITC of Transformer CRP (33Kv) (Outdoor Type)	EA	TATA POWER ODISHA DISCOM RC
13.13	SITC of Transformer CRP (11Kv) (Outdoor Type)	EA	TATA POWER ODISHA DISCOM RC
13.15	SITC of 11 kV Bus Coupler CR Panel (Outdoor Type)	EA	TATA POWER ODISHA DISCOM RC
13.16	11KV,outdoor,oil cooled,PT (11000/√3)/(110/√3) Volt (Accuracy Class 3P/3P/0.2),Burden 50VA	EA	Cost Data Book FY-27

Sl No	Description of Item	Unit	SOR
13.17	11KV,outdoor,oil cooled,PT (11000/√3)/(110/√3) Volt (Accuracy Class 3P/3P/0.2),Burden 100VA	EA	Cost Data Book FY-27
13.18	33KV,outdoor,oil cooled,PT (33000/√3)/(110/√3) Volt (Accuracy Class 3P/3P/0.2),Burden 100VA	EA	Cost Data Book FY-27
13.19	33 KV PT STRU WITH FOUNDATION BOLT	EA	TATA POWER ODISHA DISCOM RC
13.20	11 KV PT STRU WITH FOUNDATION BOLT	EA	TATA POWER ODISHA DISCOM RC
13.21	Junction Box for CT or PT Structure	EA	Cost Data Book FY-27
13.22	33kV CT Structure with foundation Bolt	EA	TATA POWER ODISHA DISCOM RC
14	***LT DISTRIBUTION BOX***		
14.1	LT Distribution Box with MCCB for 25KVA S/S	EA	Cost Data Book FY-27
14.2	LT Distribution Box with MCCB for 63KVA S/S	EA	Cost Data Book FY-27
14.3	LT Distribution Box with MCCB for 100KVA S/S	EA	Cost Data Book FY-27
14.4	LT Distribution Box with MCCB for 250KVA S/S	EA	Cost Data Book FY-27
14.5	LT Distribution Box with MCCB for 315KVA S/S	EA	TATA POWER ODISHA DISCOM RC
14.6	LT Distribution Box with MCCB for 500KVA S/S	EA	Cost Data Book FY-27
14.7	LT ACB 400A	EA	TATA POWER ODISHA DISCOM RC
15	***RING MAIN UNIT,AUTO RECLOSURE,SECTIONALIZER & FPI***		
15.1	11KV,4WAY,Motorized,630A,21kA/3 sec, Outdoor Type LLVV (2ISO+2BKR) + AUX PT + FRTU	EA	Cost Data Book FY-27
15.2	11KV,4WAY,Motorized,630A,21kA/3 sec, Outdoor Type LLVV (2ISO+2BKR) + HT metering unit + AUX PT + FRTU	EA	Cost Data Book FY-27
15.3	33KV,3 Way ,Motorized.630A ,25 kA/1 sec,Outdoor Type LLV (2ISO+1BKR) + AUX PT	EA	Cost Data Book FY-27
15.4	33KV,4 Way ,Motorized.630A ,25 kA/1 sec,Outdoor Type LLVV (2ISO+2BKR) + AUX PT	EA	Cost Data Book FY-27
15.5	Pre-Wired FRTU Panel with FRTU	EA	TATA POWER ODISHA DISCOM RC
15.6	Managed Layer2 Ethernet Switch (FRTU Panel)	EA	TATA POWER ODISHA DISCOM RC
15.7	Networking Accessories	SET	TATA POWER ODISHA DISCOM RC
15.8	CMR with Mounting Base for Digital Inputs	EA	TATA POWER ODISHA DISCOM RC
15.9	Interposing Relay for Digital Output	EA	TATA POWER ODISHA DISCOM RC
15.10	Battery Charger	EA	TATA POWER ODISHA DISCOM RC
15.11	Battery	EA	TATA POWER ODISHA DISCOM RC
15.12	4G Modem cum Router	EA	TATA POWER ODISHA DISCOM RC
15.13	Instrumentation Cable 12 C X 0.5 mm2, Armored cable for Status and Indications	M	TATA POWER ODISHA DISCOM RC
15.14	Instrumentation Cable 7 C X 1.5 mm2, Armored for Control Output	M	TATA POWER ODISHA DISCOM RC
15.15	Twisted Pair Shielded & Over all shielded Instrumentation Cable 5 P X 1.0 mm2, Armored for Analog Input	M	TATA POWER ODISHA DISCOM RC
15.16	4 C X 2.5 mm2 Copper cable for extension of CT & PT	M	TATA POWER ODISHA DISCOM RC
15.17	2 C X 4 mm2 Cable for DC Power Supply	M	TATA POWER ODISHA DISCOM RC
15.18	4P X 0.36 mm2, Armored Communication Cable for MFM	M	TATA POWER ODISHA DISCOM RC
15.19	Armored CAT6 SFTP Cable	M	TATA POWER ODISHA DISCOM RC
15.20	Un-Armored CAT6 SFTP Cable	M	TATA POWER ODISHA DISCOM RC
15.21	Multi Function Meter	EA	TATA POWER ODISHA DISCOM RC
15.22	11KV SECTIONALIZER	EA	TATA POWER ODISHA DISCOM RC
15.23	33KV SECTIONALIZER	EA	TATA POWER ODISHA DISCOM RC
15.24	11kV Auto Reclosure	EA	TATA POWER ODISHA DISCOM RC
15.25	33kV Auto Reclosure	EA	TATA POWER ODISHA DISCOM RC
15.26	COMMUNICABLE FPI 11KV O/H	EA	Cost Data Book FY-27
15.27	DATA CONTROL UNIT FOR 11KV O/H COMM. FPI	EA	Cost Data Book FY-27
15.28	COMMUNICABLE FPI 33KV O/H	EA	Cost Data Book FY-27
15.29	DATA CONTROL UNIT FOR 33KV O/H COMM. FPI	EA	Cost Data Book FY-27
16	***CONTROL CABLE***		
16.1	1.1kV Al 2CX4 Sq.mm Round Armoured Cable -FRLSH	Mtr	Cost Data Book FY-27
16.2	1.1kV Al 2CX6 Sq.mm Round Armoured Cable -FRLSH	Mtr	
16.3	1.1kV Al 2CX10 Sq.mm Round Armoured Cable -FRLSH	Mtr	Cost Data Book FY-27
16.4	1.1kV CU 4C x 4 sqmm PVC,FRLSH,Round Armoured	Mtr	Cost Data Book FY-27
16.5	1.1kV CU 4C x 2.5 sqmm PVC,FRLSH,Round Armoured	Mtr	Cost Data Book FY-27
16.6	1.1kV CU 7C x 2.5 sqmm PVC,FRLSH,Round Armoured	Mtr	Cost Data Book FY-27
16.7	1.1kV CU 10C x 2.5 sqmm PVC,FRLSH,Round Armoured	Mtr	Cost Data Book FY-27
16.8	1.1kV CU 12C x 2.5 sqmm PVC,FRLSH,Round Armoured	Mtr	Cost Data Book FY-27
16.9	1.1kV CU 16C x 2.5 sqmm PVC,FRLSH,Round Armoured	Mtr	Cost Data Book FY-27
16.10	1.1kV Al 4CX10 Sq.mm Round Armoured Cable -FRLSH	Mtr	TATA POWER ODISHA DISCOM RC
16.11	CONTROL CABLE 4Cx16 mm2 YWY-FRLSH	Mtr	TATA POWER ODISHA DISCOM RC
16.12	1.1KV Control Cable,2C×50SQMM,PVC CU Ins	Mtr	TATA POWER ODISHA DISCOM RC
17	***GLAND,LUGS,SOCKET,NUT & BOLT***		
17.1	Gland for 1.1kV Al 2CX16 Sq.mm Double Compression Heavy Duty Ni Plated	EA	TATA POWER ODISHA DISCOM RC
17.2	Gland for 1.1kV Al 4CX25 Sq.mm Double Compression Heavy Duty Ni Plated	EA	TATA POWER ODISHA DISCOM RC
17.3	Gland for 1.1kV Al 4CX50 Sq.mm Double Compression Heavy Duty Ni Plated	EA	TATA POWER ODISHA DISCOM RC
17.4	Gland for 1.1kV Al 4CX95 Sq.mm Double Compression Heavy Duty Ni Plated	EA	TATA POWER ODISHA DISCOM RC
17.5	Gland for 1.1kV Al 4CX150 Sq.mm Double Compression Heavy Duty Ni Plated	EA	TATA POWER ODISHA DISCOM RC
17.6	Gland for 1.1kV Al 4CX300 Sq.mm Double Compression Heavy Duty Ni Plated	EA	TATA POWER ODISHA DISCOM RC
17.7	Gland for 1.1kV AL 1CX50 Sq.mm DC Heavy Duty NI Plated	EA	TATA POWER ODISHA DISCOM RC
17.8	Gland for 1.1kV Al 1CX95 Sq.mm Double Heavy Duty Ni Plated	EA	TATA POWER ODISHA DISCOM RC
17.9	Gland for 1.1kV Al 1CX150 Sq.mm Double Heavy Duty Ni Plated	EA	TATA POWER ODISHA DISCOM RC
17.10	Gland for 1.1kV Al 1CX300 Sq.mm Double Compression Heavy Duty Ni Plated	EA	TATA POWER ODISHA DISCOM RC

Sl No	Description of Item	Unit	SOR
17.11	Gland for 1.1kV Al 1CX630 Sq.mm Double Compression Heavy Duty Ni Plated	EA	TATA POWER ODISHA DISCOM RC
17.12	Lug AL Crimping 25 Sqmm XLPE Single hole	EA	TATA POWER ODISHA DISCOM RC
17.13	Lug AL Crimping 50 Sqmm XLPE Single hole	EA	TATA POWER ODISHA DISCOM RC
17.14	Lug AL Crimping 95 Sqmm XLPE Single hole	EA	TATA POWER ODISHA DISCOM RC
17.15	Lug AL Crimping 150 Sqmm XLPE Single hole	EA	TATA POWER ODISHA DISCOM RC
17.16	Lug AL Crimping 300 Sqmm XLPE Single hole	EA	TATA POWER ODISHA DISCOM RC
17.17	Lug AL Crimping 630 Sqmm XLPE Single hole	EA	TATA POWER ODISHA DISCOM RC
17.18	GI Nut , Bolt & Washer of different sizes	Kg	Cost Data Book FY-27
18	***MISCELLANEOUS***		
18.1	Eye Bolt	EA	TATA POWER ODISHA DISCOM RC
18.2	CABLE TRAY(LADDER) 450MM*100MM*20MM GI	EA	TATA POWER ODISHA DISCOM RC
18.3	Supply of Cheq. plate 1000X300X5.6mm	TON	TATA POWER ODISHA DISCOM RC
18.4	Black Paint	Ltr	TATA POWER ODISHA DISCOM RC
18.5	Yellow Colour Paint for Background	Ltr	TATA POWER ODISHA DISCOM RC
19	***CIVIL WORKS***		
19.1	Concreting of poles in ratio 1:1.5:3 for 13MTR POLE	EA	TATA POWER ODISHA DISCOM RC
19.2	Couping of poles in ratio 1:1.5:3 for 13MTR POLE	EA	TATA POWER ODISHA DISCOM RC
19.3	Concreting of poles in ratio 1:1.5:3 for 11MTR POLE	EA	TATA POWER ODISHA DISCOM RC
19.4	Couping of poles in ratio 1:1.5:3 for for 11MTR POLE	EA	TATA POWER ODISHA DISCOM RC
19.5	Concreting of poles in ratio 1:1.5:3 for 10MTR POLE	EA	TATA POWER ODISHA DISCOM RC
19.6	Couping of poles in ratio 1:1.5:3 for 10MTR POLE	EA	TATA POWER ODISHA DISCOM RC
19.7	Concreting of poles in ratio 1:1.5:3 for 9MTR WPB POLE	EA	TATA POWER ODISHA DISCOM RC
19.8	Couping of poles in ratio 1:1.5:3 for 9MTR WPB POLE	EA	TATA POWER ODISHA DISCOM RC
19.9	Concreting of poles in ratio 1:1.5:3 for 9MTR PSC POLE	EA	TATA POWER ODISHA DISCOM RC
19.10	Couping of poles in ratio 1:1.5:3 for 9MTR PSC POLE	EA	TATA POWER ODISHA DISCOM RC
19.11	Concreting of poles in ratio 1:1.5:3 for 8MTR PSC POLE	EA	TATA POWER ODISHA DISCOM RC
19.12	Couping of poles in ratio 1:1.5:3 for 8MTR PSC POLE	EA	TATA POWER ODISHA DISCOM RC
19.13	Concreting of poles in ratio 1:1.5:3 for 5MTR POLE	EA	TATA POWER ODISHA DISCOM RC
19.14	Couping of poles in ratio 1:1.5:3 for 5MTR POLE	EA	TATA POWER ODISHA DISCOM RC
19.15	Stay concreting in ratio 1:2:4	EA	TATA POWER ODISHA DISCOM RC
19.16	Construction of Earthing Chamber (Size: 2'X2') and TATA POWER ODISHA DISCOM RC RCC Slab cover as per specification including supply of material%_1	EA	TATA POWER ODISHA DISCOM RC
19.17	Sand Work	CUM	TATA POWER ODISHA DISCOM RC
19.18	Laying of Cheq. plate 1000X300X5.6mm	TON	TATA POWER ODISHA DISCOM RC
19.19	Laying PCC M20	CUM	TATA POWER ODISHA DISCOM RC
19.20	ReinfoTATA POWER ODISHA DISCOM RCe TATA POWER ODISHA DISCOM RCCwork includ straight etc.	Kg	TATA POWER ODISHA DISCOM RC
19.21	12 mm Cement Plaster of mix -1.6 mm	SQ.MM	TATA POWER ODISHA DISCOM RC
19.22	Backfilling with same earth	CUM	TATA POWER ODISHA DISCOM RC
19.23	Survey and digitization of New PTR/BAY/CB and its internals including attrubutes	No	TATA POWER ODISHA DISCOM RC
19.24	Survey and digitization of New DSS and its internals including attrubutes	No	TATA POWER ODISHA DISCOM RC
19.25	Survey and digitization of New MCCB/LTDB and its internals including attrubutes	No	TATA POWER ODISHA DISCOM RC
19.26	Dismantling of RSJ/ WPB pole(150x150mm/R	EA	TATA POWER ODISHA DISCOM RC
19.27	Dismantling of RSJ/WPB pole(116x100mm)	EA	TATA POWER ODISHA DISCOM RC
19.28	Dismantling of PSC pole (9mtr)& return	EA	TATA POWER ODISHA DISCOM RC
19.29	Dismantling of 11KV 'V' Cross arm & retu	EA	TATA POWER ODISHA DISCOM RC
19.30	Dismantling of 11KV GI pin with insulato	EA	TATA POWER ODISHA DISCOM RC
19.31	Dismantling of 11KV Disc insulator with	EA	TATA POWER ODISHA DISCOM RC
19.32	Dismantling of MS Channel& Return store	Kg	TATA POWER ODISHA DISCOM RC
19.33	Dismantl of 80/100mm2 AAA Conductor&retu	Mtr	TATA POWER ODISHA DISCOM RC
19.34	Dismant of 34/55mm2 AAA Conductor& retu	Mtr	TATA POWER ODISHA DISCOM RC
19.35	Dismantling and restringing- 100SQmm	Mtr	TATA POWER ODISHA DISCOM RC
19.36	Dismantling of LT ABC Cable with accesso	Mtr	TATA POWER ODISHA DISCOM RC
19.37	LAY CBL PWR XLPE 11KV TREN/PIPE	Mtr	TATA POWER ODISHA DISCOM RC
19.38	LAY CBL PWR XLPE 11KV TOW/TRAY/Pole	Mtr	TATA POWER ODISHA DISCOM RC
19.39	SITC OF GI Cable tray 450mm	Mtr	TATA POWER ODISHA DISCOM RC
19.40	Constr of TRF Plinth for upto 500KVA	EA	TATA POWER ODISHA DISCOM RC
19.41	Civil cost. for mak. plinth 630-1000KVA	EA	TATA POWER ODISHA DISCOM RC
19.42	Const Plinth L.T. DB BOX for 250-500KVA	EA	TATA POWER ODISHA DISCOM RC
19.43	Const of plinth for LT ACB 400-800A	EA	TATA POWER ODISHA DISCOM RC
19.44	Construct of Boundary wall Fencing(inRM)	Mtr	TATA POWER ODISHA DISCOM RC
19.45	Chain Link Fence	SQ.MM	TATA POWER ODISHA DISCOM RC
19.46	Construction of FRP fencing	SQ.MM	TATA POWER ODISHA DISCOM RC
19.47	SITC Barbed Fencing (size 15'x10')	Mtr	TATA POWER ODISHA DISCOM RC
19.48	Construction of RMU foundation O/D	EA	TATA POWER ODISHA DISCOM RC
19.49	LAY CBL XLPE 33KV TREN/PIPE	Mtr	TATA POWER ODISHA DISCOM RC
19.50	LAY CBL PWR XLPE 33KV TOW/TRAY	Mtr	TATA POWER ODISHA DISCOM RC
19.51	LAY 1C CBL PVC/XLPE440V/1.1KVTRENCH/PIPE	Mtr	TATA POWER ODISHA DISCOM RC
19.52	LAY 1C CBL PVC/XLPE440V/1.1KV TOWER/POLE	Mtr	TATA POWER ODISHA DISCOM RC
19.53	Laying of HDPE from size 110mm to 200mm	Mtr	TATA POWER ODISHA DISCOM RC
19.54	Supply and Install of cable Route marker	EA	TATA POWER ODISHA DISCOM RC
19.55	Detail GPS Survey of 33KV/11kv/1.1 Kv	EA	TATA POWER ODISHA DISCOM RC
19.56	Detail GPS and GPR Survey	KM	TATA POWER ODISHA DISCOM RC
19.57	Trenchless Duct UPTO 200mm dia	Mtr	TATA POWER ODISHA DISCOM RC

Sl No	Description of Item	Unit	SOR
19.58	Cable looping chamber with Brick wall including cement concreting looping chamber with Brick wall including cement concreting TATA POWER ODISHA DISCOM RC RCC Cover	LUM	TATA POWER ODISHA DISCOM RC
19.59	BREAKING OF ASPHALT	CUM	TATA POWER ODISHA DISCOM RC
19.60	GIS Mapping, indexing/numbering of Poles as per GIS format, scope also include site survey for GIS indexing as per requirement.%_1	EA	TATA POWER ODISHA DISCOM RC
19.61	GIS coordinate mapping, drawing preparation and submission of the same for DTR,ABS,ATATA POWER ODISHA DISCOM RC RC,Sectionalizer,RMU etc%_1	EA	TATA POWER ODISHA DISCOM RC
19.62	GIS coordinate mapping, drawing preparation and submission of the same for New/Existing line%_1	EA	TATA POWER ODISHA DISCOM RC
19.63	Statutory Charges	LUM	TATA POWER ODISHA DISCOM RC
19.64	Road Restoration (Bituminous portion) . Cutting road and making good the same including supply of extra quantities of materials i.e. stone aggregate, moorum screening, red bajri, bitumen and labour required.	CUM	TATA POWER ODISHA DISCOM RC
19.65	BA will provide necessary Tools, Machinary, Manpower for laying of 1.1KV 4C/1C/2C XLPE Cable (16sqmm to 630Sqmm) in Trench / HDPE Pipe/ Hum pipe .%_1	Mtr	TATA POWER ODISHA DISCOM RC
19.66	Demolish/removal of debris of PCC	CUM	TATA POWER ODISHA DISCOM RC
19.67	Dismantling of PTR upto 5MVA	EA	TATA POWER ODISHA DISCOM RC
19.68	Dismantling of PTR Above 5 to12.5MVA	EA	TATA POWER ODISHA DISCOM RC
19.69	Transport through Tractor upto 40KM	EA	TATA POWER ODISHA DISCOM RC
19.70	Transport through Truck upto 70KM	EA	TATA POWER ODISHA DISCOM RC
19.71	Transport thru Tractor perKM beyond 40KM	KM	TATA POWER ODISHA DISCOM RC
19.72	Transport thru Trailer perKM beyond 70KM	KM	TATA POWER ODISHA DISCOM RC
19.73	Transport thru Tempo per KM beyond 70 KM	KM	TATA POWER ODISHA DISCOM RC
19.74	Transport thruTATA 407epr KM beyond 70Km	KM	TATA POWER ODISHA DISCOM RC
19.75	Construction of Baffle Wall	EA	TATA POWER ODISHA DISCOM RC
19.76	Construction of Oil Sump Pit for Power Transformer	EA	TATA POWER ODISHA DISCOM RC
19.77	Construction of Foundation for Power Transformer 5MVA	EA	TATA POWER ODISHA DISCOM RC
19.78	Construction of Foundation for Power Transformer 8MVA	EA	TATA POWER ODISHA DISCOM RC
19.79	Construction of Foundation for Power Transformer 12.5/16MVA	EA	TATA POWER ODISHA DISCOM RC
19.80	Gravel spreading over Bay/GSS/other	CUM	TATA POWER ODISHA DISCOM RC
19.81	Laying of cable trench with supply of GI Cable Trench material & all Civil works	Mtr	TATA POWER ODISHA DISCOM RC
19.82	BrickWork-FPS brick-class 75Cmortar 1:6	CUM	TATA POWER ODISHA DISCOM RC
19.83	ITC 12.5/16MVATRF ,50MtrTransport Manual	EA	TATA POWER ODISHA DISCOM RC
19.84	ITC for 10MVA PTR with NIFPS	EA	TATA POWER ODISHA DISCOM RC
19.85	ITC 5/8MVATRF ,50MtrTransport Manual	EA	TATA POWER ODISHA DISCOM RC
19.86	Prov40 TonFaranaService maTATA POWER ODISHA DISCOM RChig upto50KM	EA	TATA POWER ODISHA DISCOM RC
19.87	Prov90 TonFaranaService maTATA POWER ODISHA DISCOM RChig upto50KM	EA	TATA POWER ODISHA DISCOM RC
19.88	Prov 120 Ton Farana s- upto 50 KM	EA	TATA POWER ODISHA DISCOM RC
19.89	Prov 200 Ton farana- upto 50 KM	EA	TATA POWER ODISHA DISCOM RC
19.90	MaTATA POWER ODISHA DISCOM RChing of Farrana/Crane beyond 50 KM	KM	TATA POWER ODISHA DISCOM RC
19.91	Dismantling of 16KVA Dist TRF	EA	TATA POWER ODISHA DISCOM RC
19.92	Dismantling of 25KVA Dist TRF	EA	TATA POWER ODISHA DISCOM RC
19.93	Dismantling of 63KVA Dist TRF	EA	TATA POWER ODISHA DISCOM RC
19.94	Dismantling of 100KVA Dist TRF	EA	TATA POWER ODISHA DISCOM RC
19.95	Dismantling of 250KVA Dist TRF	EA	TATA POWER ODISHA DISCOM RC
19.96	Dismantling of Dist TRF 250KVA- 500KVA	EA	TATA POWER ODISHA DISCOM RC
19.97	Dismantling of Dist TRF 500-1000KVA	EA	TATA POWER ODISHA DISCOM RC
19.98	Dismantling /Removal from single pole	EA	TATA POWER ODISHA DISCOM RC
19.99	Dis. of faulty equipment CB, etc.	EA	TATA POWER ODISHA DISCOM RC
20.00	Dismantl of GO/AB Switch/istr (11 /33KV)	SET	TATA POWER ODISHA DISCOM RC
20.01	ITCof 25KVA, 11/0.433KV DT	EA	TATA POWER ODISHA DISCOM RC
20.02	ITC of 63KVA, 11/0.433KV DT	EA	TATA POWER ODISHA DISCOM RC
20.03	ITC of 100KVA, 11/0.433KV DT	EA	TATA POWER ODISHA DISCOM RC
20.04	ITC of 250KVA, 11/0.433V DT	EA	TATA POWER ODISHA DISCOM RC
20.05	ITC of 500KVA, 11/0.433V DT	EA	TATA POWER ODISHA DISCOM RC
20.06	ITC 500KVA-1000KVA 11/0.433V DT	EA	TATA POWER ODISHA DISCOM RC
20.07	ITC of Out Door33KVVCB on exist struct	EA	TATA POWER ODISHA DISCOM RC
20.08	ITCof 33KV Out DooTATA POWER ODISHA DISCOM RCT on exist structure	EA	TATA POWER ODISHA DISCOM RC
20.09	ITC of 33KV OutDoorPT on existing struct	EA	TATA POWER ODISHA DISCOM RC
20.10	ITC of 11KV OutDoorVCB on existing struc	EA	TATA POWER ODISHA DISCOM RC
20.11	ITC of CR PANEL Feeder on existing str	EA	TATA POWER ODISHA DISCOM RC
20.12	ITC CR PANEL Transformer on exist str	EA	TATA POWER ODISHA DISCOM RC
20.13	Erection of NBLS Tower Super Structure including tighting,punching & with transporttation etc.%_1	Set	TATA POWER ODISHA DISCOM RC
20.14	Erection of PC + 6 Tower Super Structure including tighting,punching & with transporttation etc.%_1	Set	TATA POWER ODISHA DISCOM RC
20.15	Erection of UR + 6 Tower Super Structure including tighting,punching & with transporttation etc.%_1	Set	TATA POWER ODISHA DISCOM RC
20.16	Soil investigation Tower/River Crossing	EA	TATA POWER ODISHA DISCOM RC
20.17	Survey of plotting, spotting and marking	EA	TATA POWER ODISHA DISCOM RC
20.18	SITC of Anticlimbing device for Tower	EA	TATA POWER ODISHA DISCOM RC
20.19	SITC of Tower Plate Number	EA	TATA POWER ODISHA DISCOM RC
20.20	SITC of Tower CiTATA POWER ODISHA DISCOM RCuit plate	EA	TATA POWER ODISHA DISCOM RC
20.21	SITC of phase plate (R,Y and B)	EA	TATA POWER ODISHA DISCOM RC

Sl No	Description of Item	Unit	SOR
20.22	SITC of Copper Earth bond	EA	TATA POWER ODISHA DISCOM RC
20.23	SITC of Earth wire (Size 7/3.25mm)	KM	TATA POWER ODISHA DISCOM RC
20.24	String -Tower 261/232/200 sqmm AAAC/ACSR	M	TATA POWER ODISHA DISCOM RC
20.25	SITC of Vibration Damper	EA	TATA POWER ODISHA DISCOM RC
20.26	SITC of Vibration Damper for earth wire	EA	TATA POWER ODISHA DISCOM RC
20.27	SITC of poly carbonated Bird gurad	EA	TATA POWER ODISHA DISCOM RC
20.28	Earth Work-excluding hard roack	CUM	TATA POWER ODISHA DISCOM RC
20.29	Earth Work-hard roack	CUM	TATA POWER ODISHA DISCOM RC
20.30	PCC 1:3:6	CUM	TATA POWER ODISHA DISCOM RC
20.31	Laying PCC M15	CUM	TATA POWER ODISHA DISCOM RC
20.32	TATA POWER ODISHA DISCOM RCC M20 (Foundation & Plinth)	CUM	TATA POWER ODISHA DISCOM RC
20.33	SITC of T Connect-for moose to zebraCond	EA	TATA POWER ODISHA DISCOM RC
20.34	SITC of T ConnectFor wolf to pantheTATA POWER ODISHA DISCOM RCond	EA	TATA POWER ODISHA DISCOM RC
20.35	SITC-Pad clmp25m stud CT/PT/PTR/ISTR	EA	TATA POWER ODISHA DISCOM RC
20.36	SITC-Padclm upto19mmstud/CT/PT/PTR/ISLTR	EA	TATA POWER ODISHA DISCOM RC
20.37	SITC of CU Flat 50X6	Mtr	TATA POWER ODISHA DISCOM RC
20.38	SITC of Deep Bore Earthing	Mtr	TATA POWER ODISHA DISCOM RC
20.39	SITC of HYSD Bar	TON	TATA POWER ODISHA DISCOM RC
20.40	BA will supply & lay B Class 150mm GI pipe(SAIL/TATA/JINDAL/RANL).BA will provide necessary Tools,Machinery & Manpower for the activity.%_1	Mtr	TATA POWER ODISHA DISCOM RC
20.41	Dewatering pump bet 5HP / 10 HP shift	Day	TATA POWER ODISHA DISCOM RC
20.42	Centring and shuttering incl. strut	SQ.MM	TATA POWER ODISHA DISCOM RC
20.43	Provid matls / Shoring up to 2.5M	SQ.MM	TATA POWER ODISHA DISCOM RC
20.44	Transportation (Head-Loading)	Mtr	TATA POWER ODISHA DISCOM RC
20.45	Boring with Steel Liner Casing	Mtr	TATA POWER ODISHA DISCOM RC
20.46	Red colour LDPE warning tape	Mtr	TATA POWER ODISHA DISCOM RC
20.47	OPENCAST (FOR DOUBLE CITATA POWER ODISHA DISCOM RCUIT TOWER)M-20	CUM	TATA POWER ODISHA DISCOM RC
20.48	Fixing of Mid Span Compression Joints s	EA	TATA POWER ODISHA DISCOM RC
20.49	SITC of SS S/Y & C/R Lighting	LUM	TATA POWER ODISHA DISCOM RC
20.50	SITC of LED 120Watt	EA	
20.51	SITC of armoured Ethernet cables	Mtr	
20.52	SITC of armoured Serial cables	Mtr	
20.53	SITC of 50mm HDPE pipe	Mtr	
20.54	Demolish & Dismantling- B/B Wire,Fencing	Mtr	TATA POWER ODISHA DISCOM RC
20.55	Providing and Laying plain cement concrete,machine mixed and mechanically vibrated in foundations, plinth , under floors etc ,including all necessary cost of centring and shuttering.	CUM	TATA POWER ODISHA DISCOM RC
20.56	Providing and laying ReinfoTATA POWER ODISHA DISCOM RCed Cement Concrete (TATA POWER ODISHA DISCOM RCC) of proportion M25 (as per design mix) from RMC Batching Plant, using approved quality of cement, 20mm & 10mm size hard crusher broken granite stone metal and screened	CUM	TATA POWER ODISHA DISCOM RC
20.57	Providing and laying in position specified grade of reinfoTATA POWER ODISHA DISCOM RCed cement concrete excluding the cost of centring, shuttering, finishing and reinfoTATA POWER ODISHA DISCOM RCement- All work upto plinth level 1:1.5:3 (1 cement: 1.5 coarse sand (zone-III)	CUM	TATA POWER ODISHA DISCOM RC
20.58	Structural steel work riveted, bolted or welded in built up sections, trusses and framed work, including cutting, hoisting, fixing in position and applying a priming coat of approved steel primer all complete. (Scope also include supply of material)%_1	Kg	TATA POWER ODISHA DISCOM RC
20.59	Centring and shuttering including struttting , propping etc.and removal of form for Foundations, footings, bases of columns etc. for mass concrete%_1	SQ.MM	TATA POWER ODISHA DISCOM RC
20.60	ReinfoTATA POWER ODISHA DISCOM RCement for R.C.C. work including straightening, cutting, bending, placing in position and binding all copmplete, cold twisted bars/TMT as per specification (Scope also include supply of material)%_1	Kg	TATA POWER ODISHA DISCOM RC
20.61	BA will suppply the paint & will carry out Painting with synthetic enamel paint of approved brand and manufacture of required colour to give an even shade	SQ.MM	TATA POWER ODISHA DISCOM RC
20.62	Debris Removal With Transport	CUM	TATA POWER ODISHA DISCOM RC
20.63	BA will supply & lay PVC pipes 150mm dia .BA will provide necessary Tools,Machinery & Manpower for the activity.%_1	Mtr	TATA POWER ODISHA DISCOM RC
20.64	Providing and applying oil bound washable distemper of approved brand and manufacture to give an even shade New work (two or more coats) over and including preparing the surface and applying water thinnable primingcoat with cement primer.	SQ.MM	TATA POWER ODISHA DISCOM RC
20.65	Providing and fixing M.S. grills of required pattern in frames of windows etc. with M.S. flats, square or round bars etc. including priming coat with approved steel primer all complete. Fixed to steelwindows by welding.	Kg	TATA POWER ODISHA DISCOM RC
20.66	providing cutting fabricating and fixing sleeves as per drawings 150mm dia upto 350mm long.	EA	TATA POWER ODISHA DISCOM RC
20.67	Providing and fixing G.I. Pipes complete with G.I. fittings and clamps i/c making good the walls etc. concEAled pipe including painting with anti corrosive bitumastic paint, cutting chases and making good the walla	M	TATA POWER ODISHA DISCOM RC
20.68	Structural steel work in single section fixed with or without connecting plate including cutting, hoisting, fixing in position and applying a priming coat of approved steel primer all complete.	Kg	TATA POWER ODISHA DISCOM RC
20.69	12 mm cement Plaster 1:3 (1 Cement : 3 coarse sand) finished with a floating coat of neat cement. Scope includes supply of all material%_1	SQ.MM	TATA POWER ODISHA DISCOM RC

Sl No	Description of Item	Unit	SOR
20.70	Brick work with F.P.S. bricks of class designation 75 in foundation and plinth in Cement mortar 1:6 (1 Cement : 6 Coarse sand) as per specifcation. Scope includes supply of all material%_1	CUM	TATA POWER ODISHA DISCOM RC
20.71	12 mm Cement Plaster of mix - 1:4 (1 Cement : 4 Fine sand (50 % fine :50% coarse)) as per as per specification. Scope includes supply of all material.%_1	SQ.MM	TATA POWER ODISHA DISCOM RC
20.72	15 mm cement plaster on the rough side of single or half brick wall of mix -1:4 (1 Cement : 4 Fine sand (50 % fine :50% coarse)) as per specification. Scope includes supply of all material.%_1	SQ.MM	TATA POWER ODISHA DISCOM RC
20.73	6 mm Cement Plaster to ceiling of mix - 1:3 (1 cement : 3 fine sand) as per as per specification. Scope includes supply of all material.%_1	SQ.MM	TATA POWER ODISHA DISCOM RC
20.74	Providing all materials, tools tackles and labour, preparing the surface by scrapping / wire brushing to remove loose scales,Applying 3 coats of waterproof Cement based Paint of approved Shade & ManufacturerSnowcen or equivalent	SQ.MM	TATA POWER ODISHA DISCOM RC
20.75	Rehabilitation of TATA POWER ODISHA DISCOM RCC structures	SQ.MM	TATA POWER ODISHA DISCOM RC
20.76	Providing and fixing aluminium work for doors, windows, ventilators and partitions with extruded built up standard tubular sections/appropriate Z sections and other sections of approved make conforming to IS: 733 and IS: 1285	KG	TATA POWER ODISHA DISCOM RC
20.77	Providing and fixing aluminium work for doors, windows, ventilators and partitions with extruded built up standard tubular sections/appropriate Z sections and other sections of approved make conforming to IS: 733 and IS: 1285s at junctions	KG	TATA POWER ODISHA DISCOM RC
20.78	Providing and fixing glazing in aluminium door, window, ventilator shutters and partitions etc. with EPDM rubber / neoprene gasket etc. complete as per the aTATA POWER ODISHA DISCOM RChitectural drawings and the directions of engineer-in-charge.	M2	TATA POWER ODISHA DISCOM RC
20.79	Construction of Civil Foundation upto 990 KVA Packaged SubStation .BA will provide necessary civil material, manpower, machinery for construction of PSS Plinth as per Drawing%_1	EA	TATA POWER ODISHA DISCOM RC
20.80	SIBof Treat. GI Perforated Pipe- classB	EA	TATA POWER ODISHA DISCOM RC
20.81	SITC of dry rubble soling	CUM	TATA POWER ODISHA DISCOM RC
20.82	Supply & Laying of prefabricated TATA POWER ODISHA DISCOM RCC Slabs (75mm Thk) of Various sizes as per site requirement of M20 Grade with supply of all civil material (Cement, Sand & 10 to 12mm stone aggregate), with 8mm dia R/f cutting & bending etc. as per direction of EIC.%_1	SQ.MM	TATA POWER ODISHA DISCOM RC
20.83	SITC OF GI Cable tray - Scope of work includes supply and installation of GI ladder type cable tray of 450 mm width along with accessories(Coupler plate &fastener)(without cover & Clamp),standard Length : 2500 mm per piece%_1	Mtr	TATA POWER ODISHA DISCOM RC
20.84	Foundation and plinth in:rafts,footings,column,pedestals,beams,walls ,slabs,machine and equipment foundation,pile caps,pipe support foundation	SQ.MM	TATA POWER ODISHA DISCOM RC

ANNEXURE-10

(Location)

Capex Head	Activity of Location	LOCATION SL NO.
STATUTORY & SAFETY	33 kV CRADLE GUARD	1
	11kV CRADLE GUARD	2
	BOUNDARY WALL (OFFICES)	3
	BOUNDARY WALL (PSS)	4
	SWITCHYARD DEVELOPMENT AT PSS	5
	DSS FENCING	6
	33 kV INTERMEDIATE POLE	7
	11 kV INTERMEDIATE POLE	8
	LT INTERMEDIATE POLE	9
LOSS REDUCTION	LT BARE TO AB CABLE	11
	POLYCARBONATE BOX	12
NETWORK RELIABILITY	33 kV COVER CONDUCTOR	13
	11 kV COVER CONDUCTOR	14
	33/11kV UG CABLE (LINE INTERFERENCE)	15
	33 kV ISOLATOR	16
	33 kV AB SWITCH	17
	11 kV ISOLATOR	18
	11kV AB SWITCH	19
	33 kV AUTO RECLOSER / SECTIONALIZER	20
	11 kV AUTO RECLOSER / SECTIONALIZER	21
	33kV FPI	22
	11kV FPI	23
	33/11kV RMU	24
	DSS REFURBISHMENT	25
	LV PROTECTION	26
	RIVER CROSSING	27
LOAD GROWTH & LOW VOLTAGE MITIGATION	NEW DT	28
	DT AUGMENTATION	29
	AUGMENTATION/ADDITION OF DT (VOLTAGE PROFILE IMPROVEMENT)	30
	AUGMENTATION/ADDITION OF LT FEEDER (VOLTAGE PROFILE IMPROVEMENT)	31
	ADDITIONAL OF LT ABC FEEDER	32
	UPGRADATION OF LT ABC FEEDER	33
	CONVERSION OF 1PH-3PH OF LT ABC FEEDER	34
CIVIL INFRASTRUCTURE DEVELOPMENT	DEVELOPMENT OF INFRASTRUCTURE OF EXISTING OFFICES	35
	ROOF TOP SOLAR	36

Location Sl. No. 1

LOCATION FOR 33kV CRADLE GUARDING

S.NO.	NAME OF CIRCLE	NAME OF DIVISION	NAME OF FEEDER	TYPE OF POLE REQUIREMENT (MTR)	QUANTITY (in Nos.)	Location
1	Aska	AED -I	ASKA FEEDER	13	3	KAIPHULIA CHWOCK , COLLAGE
2	Aska	AED -I	SORADA FEEDER	13	3	KAINPULIA CHOWK, ASKA , DHARAKOTE
3	Aska	AED -I	JANIBILI	13	3	NEAR SUGAR MILL, MUNDAMAREI, BHANJANAGAR ROAD.
4	Aska	AED-I	SORODA	13	15	1. NEAR ASKA GSS 2.COLLEGE SQUARE 3. SPINNING MILL ROAD 4. DHOBAPALLI ROAD 5. BARAGAM 6. KAINPHULIA SQUARE 7. TALUKA ROAD 8. LACHMANPALLI 9. SUNAMBA SAHI 10. PANKALABADI 11. LAXMIPUR 12. PODAPALLI 13. BHANDARIBASA 14. MUNDAMAREI COLLEGE 15. DHARAKOTE STADIUM
5	Aska	AED-I	NUAGAM (FROM ASKA OLD GSS)	13	1	NEAR BAINSI NAYAK HOUSE, KL PALLI
6	Aska	AED-I	NUAGAM (FROM ASKA OLD GSS)	13	1	NEAR KAINPHULIA SQUARE, MUKUNDAPUR
7	Aska	AED-I	NUAGAM (FROM ASKA OLD GSS)	13	1	NEAR NUAGAM PSS, MUKUNDAPUR
8	Aska	AED-I	NUAGAM (FROM ASKA OLD GSS)	13	1	DHOBAPALLI ROAD, DHOBAPALLI
9	Aska	AED-I	HATIOTTA	13	1	CHARIMILE
10	Aska	AED-II	- BUDHAMBA	13	1	BADA GAULA
11	City	BED-I	MKCG EXPRESS	13	1	GOPALPUR JUCTION
12	City	BED-III	KANISI	13	1	NEAR SCHOOL PREMISES
13	Bhanjanagar	BNED	BELLAGUNTHA	13	1	KANTIPAL
14	Bhanjanagar	BNED	BELLAGUNTHA	13	1	LUDULUDI
15	Bhanjanagar	BNED	BELLAGUNTHA	13	1	BARAPADA
16	Bhanjanagar	BNED	BELLAGUNTHA	13	1	KEBIRI BERHAMPUR
17	Bhanjanagar	BNED	BD PUR	13	1	SUTUMUSAR
18	Bhanjanagar	BNED	J N PRASAD	13	1	BD PUR PSS
19	Bhanjanagar	BOED	BAGHIAPADA	13	8	TALABAHAL PLAY GROUND
20	Rayagada	GED	BIKRAMPUR LINE (TOWARDS BHARSINGH)	13	1	PUJARIGUDA
21	Rayagada	GED	BIKRAMPUR LINE (TOWARDS BHARSINGH)	13	1	BHARSINGH VILLAGE
22	Rayagada	GED	KHANDWA LINE	13	1	KATAGUDA VILLAGE
23	Berhampur	GNED	RAMBHA	13	1	NH-16 SANI TEMPLE SQUARE,GANJAM
24	Berhampur	GNED	RAMBHA	13	1	NH-16 JAYASHREE ROAD, GANJAM
25	Berhampur	GNED	RAMBHA	13	1	NH-16, PUINTOLA SQUARE,GANJAM
26	Berhampur	GNED	RAMBHA	13	1	NH-16, LAXMIPUR SQUARE, GANJAM
27	Berhampur	GNED	RAMBHA	13	1	NH- 16,HUMMA
28	Berhampur	GNED	RAMBHA	13	1	JAHAMI NH CROSS
29	Berhampur	GNED	RAMBHA	13	1	DIANDEIN CHAKA
30	Berhampur	GNED	RAMBHA	13	1	SAHU COLONY CHAKA ROAD CROSS
31	Berhampur	GNED	RAMBHA	13	1	DALACHAI TEMPLE CHAKA NH CROSS
32	Berhampur	GNED	RAMBHA	13	1	G. GANDAPALLI PRTROL PUMP NH CROSS
33	Aska	GSED	CHIKITI (OLD)	13	1	RATNEI TEMPLE
34	Aska	GSED	CHIKITI (OLD)	13	1	LAXMIPUR
35	Aska	GSED	CHIKITI (OLD)	13	1	NEAR DIGAPAHANDI GSS
36	Bhanjanagar	PED	KALINGA	13	2	PHULBANI,BALASKUMPA ROAD
37	Rayagada	PKED	I/C FEEDER PARALAKHEMUNDI RURAL	13	1	SMASHAN
38	Rayagada	PKED	I/C FEEDER PARALAKHEMUNDI URBAN	13	1	RELLI STREET
39	Berhampur	PSED	BEGUNIAPADA-SUMANDALA LINE	13	1	BANIABADI

Location Sl. No. 2

LOCATION FOR 11kV CRADLE GUARDING

S.NO.	NAME OF CIRCLE	NAME OF DIVISION	FEEDER NAME	TYPE OF POLE REQUIREMENT (MTR)	QUANTITY IN NOS.	Location
1	Aska	AED-I	SHERAGADA	11	2	BARAGAM, MAIN ROAD CROSSING
2	Bhanjanagar	BOED	TOWN-1	11	2	GM CHHAKA
3	Berhampur	GNED	LOWER BUSSTAND	11	1	CLOCK TOWER
4	Berhampur	GNED	LOWER BUSSTAND	11	2	RIKAPALLI SQUARE
5	Berhampur	GNED	LOWER BUSSTAND	11	1	BAGHRADEVI TEMPLE
6	Berhampur	GNED	LOWER BUSSTAND	11	1	SANA JAGANNATH TEMPLE
7	Berhampur	GNED	LOWER BUSSTAND	11	3	FISH MARKET
8	Berhampur	GNED	UPPER BUSSTAND	11	1	NEAR 33/11KV CHATRAPUR PSS
9	Berhampur	GNED	UPPER BUSSTAND	11	1	CLOCK TOWER
10	Berhampur	GNED	UPPER BUSSTAND	11	1	COLLECTORATE RESIDENCE
11	Berhampur	GNED	UPPER BUSSTAND	11	1	UPPER BUSSTAND SQUARE
12	Berhampur	GNED	UPPER BUSSTAND	11	2	CHURCH ROAD
13	Berhampur	GNED	UPPER BUSSTAND	11	2	MAHAVEER NAGAR
14	Berhampur	GNED	KARATALLI	11	4	PATTAPUR
15	Berhampur	GNED	KARATALLI	11	3	GOLAPALLI
16	Berhampur	GNED	KARATALLI	11	4	SIKHARAPALLI
17	Berhampur	GNED	KARATALLI	11	4	JHARAPOKHARI
18	Berhampur	GNED	BADAMADHAPUR	11	1	BADAMADHAPUR KEUTA SAHI
19	Berhampur	GNED	BADAMADHAPUR	11	2	GANGAPUR
20	Berhampur	GNED	CHATRAPUR RURAL	11	2	KUMHARABEGPALLI
21	Berhampur	GNED	CHATRAPUR RURAL	11	2	BASANAPALLI
22	Berhampur	GNED	CHATRAPUR RURAL	11	2	GEDALPALLI
23	Berhampur	GNED	CHATRAPUR RURAL	11	2	KACHARA ROAD
24	Berhampur	GNED	CHATRAPUR RURAL	11	2	RAJANAPALLI
25	Berhampur	GNED	TONW FEEDER	11	1	IN FRONT OF PSS
26	Berhampur	GNED	POLICE STATION	11	1	IN FRONT OF PSS
27	Berhampur	GNED	TOWN FEEDER	11	1	IN FRONT OF JAGANNATH TEMPLE
28	Berhampur	GNED	TOWN FEEDER	11	1	JAGANNATH TEMPLE TURNING
29	Berhampur	GNED	TOWN FEEDER	11	1	IN FRONT OF RCM COLLAGE AUTO RECLOSER
30	Berhampur	GNED	TOWN FEEDER	11	1	IN FRONT OF COURT NIRNAMALAJHARA
31	Berhampur	GNED	TOWN FEEDER	11	1	SWASTYAPURI
32	Berhampur	GNED	TOWN FEEDER	11	1	SUB-REGISTRAR OFFICE TO BSNL
33	Berhampur	GNED	TOWN FEEDER	11	1	VETENARY HOSIPTAL TO BLOCK APARTMENT
34	Berhampur	GNED	POLICE STATION	11	1	PSS KHALIKOTE TO 100 KVA ROAD CROSS
35	Berhampur	GNED	POLICE STATION	11	1	PHD OFFICE FRONT
36	Berhampur	GNED	POLICE STATION	11	1	ATITHI RESTAURANT
37	Berhampur	GNED	SHYAMSUNDARPUR	11	1	NEW FASULA
38	Berhampur	GNED	CHIKILI/BANIA FEEDER	11	1	BARASARA GOUDA SAHI
39	Berhampur	GNED	CHIKILI/BANIA FEEDER	11	1	RAGHUNATHPUR
40	Berhampur	GNED	CHIKILI/BANIA FEEDER	11	1	TALARAMPALLI
41	Berhampur	GNED	CHIKILI/BANIA FEEDER	11	1	AUROBINDA SCHOOL, TALARAMPALLI
42	Berhampur	GNED	CHIKILI/BANIA FEEDER	11	1	DENGAPADAR 63KV DP
43	Berhampur	GNED	CHIKILI/BANIA FEEDER	11	1	DENGAPADAR 63KV THAKURANI TEMPLE
44	Berhampur	GNED	CHIKILI/BANIA FEEDER	11	1	MAA LAXMI RICE MILL
45	Berhampur	GNED	CHIKILI/BANIA FEEDER	11	1	SWASTIK MILL TAPPING POINT
46	Berhampur	GNED	CHIKILI/BANIA FEEDER	11	1	DANAPUR JAGANNATH TEMPLE
47	Berhampur	GNED	CHIKILI/BANIA FEEDER	11	1	SAMANTABANDHA NEW STREET
48	Berhampur	GNED	CHIKILI/BANIA FEEDER	11	1	ANTHUA ROAD CROSSING
49	Berhampur	GNED	CHIKILI/BANIA FEEDER	11	1	CHIKILI CHHAKA ROAD CROSSING
50	Berhampur	GNED	CHIKILI/BANIA FEEDER	11	1	CHIKILI FISH MARKET ROAD CROSSING
51	Berhampur	GNED	CHIKILI/BANIA FEEDER	11	1	CHIKILI MEDICAL(TOWARDS KALINJIPALLI) RAOD CROSSING

Location Sl. No. 2

LOCATION FOR 11kV CRADLE GUARDING

S.NO.	NAME OF CIRCLE	NAME OF DIVISION	FEEDER NAME	TYPE OF POLE REQUIREMENT (MTR)	QUANTITY IN NOS.	Location
52	Berhampur	GNED	CHIKILI/BANIA FEEDER	11	1	TALAPADA NUA SAHI CHHAKA
53	Berhampur	GNED	CHIKILI/BANIA FEEDER	11	1	TALAPADA AWC CHHAKA
54	Berhampur	GNED	CHIKILI/BANIA FEEDER	11	1	KOKAKHAI BANIA ROAD CROSSING
55	Berhampur	GNED	CHIKILI/BANIA FEEDER	11	1	CHAKA THAKURA ROAD CROSSING
56	Berhampur	GNED	CHIKILI/BANIA FEEDER	11	1	AIRTEL TOWER BANIA ROAD CROSSING
57	Berhampur	GNED	CHIKILI/BANIA FEEDER	11	1	BANIA 25 KVA NEAR UP SCHOOL
58	Berhampur	GNED	CHIKILI/BANIA FEEDER	11	1	PALIAGHAI CHHAKA ROAD CROSSING
59	Berhampur	GNED	CHIKILI/BANIA FEEDER	11	1	MUKUNDAPUR NUA SAHI CHHAKA CROSSING
60	Berhampur	GNED	CHIKILI/BANIA FEEDER	11	1	MUKUNDAPUR PURUNA SAHI CHHAKA ROAD CROSSING
61	Berhampur	GNED	CHIKILI/BANIA FEEDER	11	1	MUKUNDAPUR RWSS ROAD CROSSING
62	Berhampur	GNED	CHIKILI/BANIA FEEDER	11	1	BADAPALLI PURUNA SAHI(NEAR RWSS)
63	Berhampur	GNED	RAMBHA	11	1	SABALIA
64	Berhampur	GNED	RAMBHA	11	1	SABALIA STATION ROAD
65	Berhampur	GNED	RAMBHA	11	1	SABALIA CYCLONE CENTER
66	Jeypore	JED	BORIGUMMA TOWN	11	1	NEAR RM NAGAR
67	Jeypore	KED	KORAPUT NO-1	11	1	JAGANNATH MANDIR
68	Jeypore	KED	KORAPUT NO-3	11	1	JAGANNATH MANDIR
69	Jeypore	KED	KORAPUT NO-2	11	1	NEAR MAUSIMA MANDIR TO GANDHI NAGAR
70	Jeypore	NED	TOWN-2	11	2	CHAMURIAGUDA
71	Jeypore	NED	TOWN-2	11	2	RAM TEMPLE
72	Jeypore	NED	TOWN-2	11	2	SBI BANK
73	Jeypore	NED	TOWN-2	11	2	DARUBAND SAHI
74	Jeypore	NED	TOWN-2	11	4	DASHRAPADA
75	Jeypore	NED	TOWN-2	11	4	MEDICAL
76	Jeypore	NED	TOWN-2	11	4	KOIGUDA
77	Jeypore	NED	TOWN-2	11	4	MIRGANIGUDA
78	Jeypore	NED	TOWN-1	11	2	MTPL
79	Jeypore	NED	TOWN-1	11	4	HIRLI
80	Jeypore	NED	TOWN-1	11	4	ICHHABATIGUDA
81	Jeypore	NED	TOWN-1	11	4	CHAINA MARKET
82	Jeypore	NED	TOWN-1	11	4	WOMENS COLLEGE
83	Jeypore	NED	TOWN-1	11	3	LIC
84	Jeypore	NED	TOWN-1	11	2	BUS STAND
85	Jeypore	NED	TOWN-1	11	2	MEERA AUTO
86	Bhanjanagar	PED	CHURCH	11	1	ST JOHN SCHOOL
87	Bhanjanagar	PED	CHURCH	11	1	SUNA DAUDI
88	Bhanjanagar	PED	GRESINGIA	11	1	DHANGADAMAHA
89	Bhanjanagar	PED	TOWN-1	11	1	BANDAHACHHAKA
90	Bhanjanagar	PED	TOWN-1	11	1	KALINGA MAHABIDYALAYA
91	Bhanjanagar	PED	TOWN-1	11	1	PADASAHI
92	Bhanjanagar	PED	TOWN-1	11	1	POST OFFICE
93	Bhanjanagar	PED	TOWN-1	11	1	COURT BUILDING
94	Bhanjanagar	PED	TOWN-1	11	1	MEDICAL
95	Bhanjanagar	PED	TOWN-2	11	1	HATAPADA
96	Bhanjanagar	PED	TOWN-2	11	1	KANBAGIRI
97	Bhanjanagar	PED	BAZAR	11	2	GIRLS HIGH SCHOOL, PHULBANI
98	Bhanjanagar	PED	BAZAR	11	2	PEONPADA CHHAKA
99	Bhanjanagar	PED	BAZAR	11	2	CHIDANANDA SCHOOL
100	Bhanjanagar	PED	BAZAR	11	2	TALA BRAHMANASAHI LINE

Location Sl. No. 3

LOCATION OF BOUNDARY WALL (OFFICES)

Sr. no.	Circle Name	Name of Office	Boundary Wall (Running Mtr.)
1	Aska	KS Nagar	331
2	Jeypore	Malkangiri - DO	750

Location Sl. No. 4

LOCATION OF BOUNDARY WALL (PSS)

Sr. no.	NAME OF CIRCLE	PSS NAME	Boundary Wall (Running mtr.)
1	Bhanjanagar	DARINGBADI	70
2	Bhanjanagar	JANHAPANKH	210
3	Bhanjanagar	KANTAMAL	190
4	Bhanjanagar	TUMUDIBANDHA	212
5	Bhanjanagar	MANAMUNDA	344
6	Jeypore	BORIGUMMA	210
7	Jeypore	JHARIGAON	420
8	Jeypore	RAIGHAR	180
9	Jeypore	MALKANGIRI	450
10	Rayagada	KASHINAGAR	260
11	Rayagada	PADAMPUR	156

Location Sl. No. 5

LOCATION OF SWITCHYARD DEVELOPMENT

Sr. no.	NAME OF CIRCLE	DIVISION	PSS NAME
1	BHANJANAGAR	PED	RAIKIA PSS
2	BHANJANAGAR	PED	TIKABALI PSS
3	BHANJANAGAR	BNED	JN PRASAD PSS
4	ASKA	AED-I	BALISIRA PSS
5	ASKA	AED-II	BUDDHAMBA PSS
6	ASKA	GSED	PATRAPUR PSS
7	CITY	BED-III	KANISI PSS
8	CITY	BED-III	JAGAPUR PSS
9	CITY	BED-I	MEDICAL PSS
10	JEYPORE	MED	MALKANGIRI PSS
11	JEYPORE	JED	KUNDRA PSS
12	JEYPORE	MED	KALIMELA
13	JEYPORE	NED	UMERKOTE
14	BERHAMPUR	PSED	POLASARA
15	BERHAMPUR	HED	HINJILI
16	BERHAMPUR	HED	GANDALA
17	RAYAGADA	PKED	Mohana PSS
18	RAYAGADA	PKED	Garabandha PSS
19	RAYAGADA	RED	Bissamcuttack

Location Sl. No. 6

LOCATION OF DSS FENCING

S.no	NAME OF CIRCLE	NAME OF DIVISION	NAME OF SUB-DIVISION	NAME OF SECTION	DSS LOCATION NAME	DT RATING IN kVA
1	CITY	BED-1	INDUSTRIAL	CITY HOSPITAL	Gollapali Street	250
2	CITY	BED-1	INDUSTRIAL	CITY HOSPITAL	Kidz School	100
3	CITY	BED-1	INDUSTRIAL	CITY HOSPITAL	Bandha Huda, BNT Road	315
4	CITY	BED-1	INDUSTRIAL	CITY HOSPITAL	Volley Ball Ground	250
5	CITY	BED-1	INDUSTRIAL	CITY HOSPITAL	Gandhi Nagar Canal Street	250
6	CITY	BED-1	INDUSTRIAL	CITY HOSPITAL	Baikuntha Nagar 4th Lane	250
7	CITY	BED-1	INDUSTRIAL	CITY HOSPITAL	Telli Sahi	100
8	CITY	BED-1	INDUSTRIAL	LANJIPALLI	NIGAMNAGARA 7TH LANE	250+63
9	CITY	BED-1	INDUSTRIAL	LANJIPALLI	OLIVE	315
10	CITY	BED-1	INDUSTRIAL	LANJIPALLI	SURYANAGARA 1ST LANE	250
11	CITY	BED-1	INDUSTRIAL	LANJIPALLI	HILLPATANA 3RD LANE EXTEN	100
12	CITY	BED-1	GOPALPUR	GOPALPUR	PALM BEACH	250
13	CITY	BED-1	GOPALPUR	GOPALPUR	MEDICAL	250
14	CITY	BED-1	GOPALPUR	GOPALPUR	OLD CIRCUIT HOUSE	250
15	CITY	BED-1	GOPALPUR	GOPALPUR	OLD BOXIPALLI	250
16	CITY	BED-1	GOPALPUR	GOPALPUR	DEEPSUN	250
17	CITY	BED-1	GOPALPUR	GOPALPUR	BASANAPUTTI	100
18	CITY	BED-1	GOPALPUR	GOPALPUR	REVU KOTURU	100
19	CITY	BED-1	GOPALPUR	GOPALPUR	MAHAVEER JUNCTION	100
20	CITY	BED-1	MEDICAL	AMBAPUA	Shivananda nagar	100
21	CITY	BED-1	MEDICAL	AMBAPUA	Ramakrushna nagar	315
22	CITY	BED-1	MEDICAL	AMBAPUA	Gajapati nagar PS rao	500
23	CITY	BED-1	MEDICAL	AMBAPUA	Raj heights	250
24	CITY	BED-1	MEDICAL	AMBAPUA	Govt ITI	500
25	CITY	BED-1	MEDICAL	AMBAPUA	UCP pump house	100
26	CITY	BED-1	MEDICAL	AMBAPUA	Ajyodhya nagar 1st ln	100+63
27	CITY	BED-1	MEDICAL	AMBAPUA	Bima nagar 3rd ln	315
28	CITY	BED-1	MEDICAL	MEDICAL	Bijay bihar	100
29	CITY	BED-1	MEDICAL	MEDICAL	Bijay bihar sai temple	100
30	CITY	BED-1	MEDICAL	MEDICAL	Bank colony 1st ln	100
31	CITY	BED-1	MEDICAL	MEDICAL	Tube light factory	100
32	CITY	BED-1	MEDICAL	MEDICAL	Ajyodhya nagar2nd ln	250
33	CITY	BED-1	MEDICAL	MEDICAL	Amarilata	315
34	CITY	BED-1	MEDICAL	MEDICAL	Kamapalli bada sahi	500
35	CITY	BED-1	MEDICAL	MEDICAL	Ashok nagar 7th	250+100
36	CITY	BED-1	MEDICAL	MEDICAL	Walia	500
37	CITY	BED-1	MEDICAL	MEDICAL	Red leaf bar front	250
38	CITY	BED-1	MEDICAL	MEDICAL	Handishop	500
39	CITY	BED-1	MEDICAL	MEDICAL	IMA House	250
40	CITY	BED-1	MEDICAL	MEDICAL	Sibamandir	400
41	CITY	BED-1	MEDICAL	MEDICAL	Gurudev hospital	100
42	CITY	BED-1	GOPALPUR	BHANJABIHAR	BRAJA NAGAR	100
43	CITY	BED-1	GOPALPUR	BHANJABIHAR	CHURCH ROAD	100
44	CITY	BED-1	GOPALPUR	BHANJABIHAR	Rakhsya vihar	250
45	CITY	BED-1	GOPALPUR	BHANJABIHAR	hanuman temple dura	250
46	CITY	BED-1	GOPALPUR	BHANJABIHAR	sishu mandir ,dura	500
47	CITY	BED-3	KANISI	JAGAPUR	KATURU	100
48	CITY	BED-3	KANISI	JAGAPUR	SORALA JANI SAHI	100
49	CITY	BED-3	KANISI	JAGAPUR	SUMANDI SALT SAHI	100
50	CITY	BED-3	KANISI	KANISI	AMBAPUR	100
51	CITY	BED-3	KANISI	KANISI	TULU	250
52	CITY	BED-3	KANISI	KANISI	DUMDUMI	250
53	CITY	BED-3	KANISI	KANISI	LN NAGAR	100
54	CITY	BED-3	KANISI	KANISI	OM SANTI NAGAR	100
55	CITY	BED-3	KANISI	GOLANTHARA	CHANDAPUR	100
56	CITY	BED-3	KANISI	GOLANTHARA	JUGADI GOUDA SAHI	100
57	CITY	BED-3	KANISI	GOLANTHARA	SIHALA	250
58	CITY	BED-3	KANISI	GOLANTHARA	COLD STORAGE	100
59	CITY	BED-3	SDO-4	LUCHAPADA	HANUMAN CHAKK LUCHAPADA	100
60	CITY	BED-3	SDO-4	LUCHAPADA	ADISAKTI NAGAR	250
61	CITY	BED-3	SDO-4	LUCHAPADA	SAKTI NAGAR 7TH LANE	100
62	CITY	BED-3	SDO-4	LUCHAPADA	KALUANAGAR	100
63	CITY	BED-3	SDO-4	LUCHAPADA	PK CH PUR	250
64	CITY	BED-3	SDO-4	LUCHAPADA	TECHNOPARK	250
65	CITY	BED-3	SDO-4	KUKUDAKHANDI	BIGHNESWAR PLOT	100
66	CITY	BED-3	SDO-4	KUKUDAKHANDI	VETENARY	500

Location Sl. No. 6

LOCATION OF DSS FENCING

S.no	NAME OF CIRCLE	NAME OF DIVISION	NAME OF SUB-DIVISION	NAME OF SECTION	DSS LOCATION NAME	DT RATING IN kVA
67	CITY	BED-3	SDO-4	KUKUDAKHANDI	IB	500
68	CITY	BED-3	SDO-4	KUKUDAKHANDI	MEDICAL	100
69	CITY	BED-3	SDO-4	LATHI	AMBAGADA2	100
70	CITY	BED-3	SDO-4	LATHI	AMBAGADA3	100
71	Aska	GSED	Chikiti	Chikiti	Kumbhar Sahi	500
72	Aska	GSED	Chikiti	Chikiti	Bus Stand	100
73	Aska	GSED	Chikiti	Chikiti	Panda Chhaka	100
74	Aska	GSED	Chikiti	Chikiti	Hanuman Bihar	100
75	Aska	GSED	Chikiti	Chikiti	Satyanaga	100
76	Aska	GSED	Chikiti	Patrapur	Gudipadar	250+100
77	Aska	GSED	Chikiti	Patrapur	Saradapur -c	100
78	Aska	GSED	Chikiti	Patrapur	Jagannathpur	63
79	Aska	GSED	Chikiti	Patrapur	Baranga dss	100
80	Aska	GSED	Chikiti	Surangi	Titigam village 2	63
81	Aska	GSED	Chikiti	Surangi	Talapada 2	63
82	Aska	GSED	Chikiti	Surangi	Nandigam	100
83	Aska	GSED	Chikiti	Surangi	Mandarada	100
84	Aska	GSED	Chikiti	Nuapada	Dabhar	63+25
85	Aska	GSED	Chikiti	Nuapada	Puhundi	100
86	Aska	GSED	Chikiti	Nuapada	Lalmenta	63
87	Aska	GSED	Chikiti	Nuapada	Patrachudi	100
88	Aska	GSED	Digapahandi	Digapahandi	Fishery office hadisahi	250
89	Aska	GSED	Digapahandi	Digapahandi	Anand Nagar	250
90	Aska	GSED	Digapahandi	Digapahandi	Ghodagada	250
91	Aska	GSED	Digapahandi	Digapahandi	Santanirakar DSS	250
92	Aska	GSED	Digapahandi	Digapahandi	Near ESSAR Ptrol pump	100
93	Aska	GSED	Digapahandi	Pudamari	Tikarapada	25
94	Aska	GSED	Digapahandi	Pudamari	khamarigam cyclone vent)	63
95	Aska	GSED	Digapahandi	Pudamari	Phasibandha	63
96	Aska	GSED	Digapahandi	Pudamari	Kaithakhandi	250
97	Aska	GSED	Digapahandi	Bomkei	Chudangapur	63
98	Aska	GSED	Digapahandi	Bomkei	KKM Pur	100
99	Aska	GSED	Digapahandi	Bomkei	Dhamanapadar	63
100	Aska	GSED	Digapahandi	Bomkei	Somasing	63
101	Aska	AED-2	K.S NAGAR	KS Nagar	Mathatentulia(Inside Kalyan Mandap)	100
102	Aska	AED-2	K.S NAGAR	KS Nagar	Balisara(Badasahi/Kenal sahi)	100
103	Aska	AED-2	K.S NAGAR	KS Nagar	Subhalaya(Gudikhala)	100
104	Aska	AED-2	K.S NAGAR	Budhamaba	Jaroda Dhoba St.	100
105	Aska	AED-2	K.S NAGAR	Budhamaba	Nemundea(Saubhagya)	63
106	Aska	AED-2	K.S NAGAR	KS Nagar	Sardhamara	100
107	Aska	AED-2	K.S NAGAR	KS Nagar	Dengapadar	2*100+1*63
108	Aska	AED-2	K.S NAGAR	Budhamaba	Rishipur(Totasahi)	100
109	Aska	AED-2	K.S NAGAR	Budhamaba	Budhamaba(Harijan sahi)	63
110	Aska	AED-2	K.S NAGAR	KS Nagar	Baliapalli	100
111	Aska	AED-2	Buguda	Buguda	Kachuli school	100
112	Aska	AED-2	Buguda	Buguda	Tamber	63
113	Aska	AED-2	Buguda	Buguda	Hariajana Sahi Manitara	25
114	Aska	AED-2	Buguda	Buguda	Salandi	100
115	Aska	AED-2	Buguda	Buguda	Gala Munda 1	100
116	Aska	AED-2	Buguda	Buguda	Gala Munda 2	100
117	Aska	AED-2	Buguda	Buguda	Bhamasiuli	100
118	Aska	AED-2	Buguda	Buguda	Burjhala	63
119	Aska	AED-2	Buguda	Balipadar	Banatali	25
120	Aska	AED-2	Buguda	Balipadar	Buguda road	63
121	Aska	AED-1	Aska	Aska	Kalimukhi sahi	100
122	Aska	AED-1	Aska	Aska	Medical Quarter	63
123	Aska	AED-1	Aska	Dharakote	GD Palli	100
124	Aska	AED-1	Aska	Dharakote	Medical Street	100
125	Aska	AED-1	Aska	Dharakote	Dakibaja	100
126	Aska	AED-1	Aska	Dharakote	Ramchandraor	100
127	Aska	AED-1	Aska	Dharakote	Rugumu	100
128	Aska	AED-1	Aska	Dharakote	Pankalbadi Kali Temple	100+63
129	Aska	AED-1	Aska	Balisira	Balisira	63
130	Aska	AED-1	Aska	Balisira	Jhagadei Road Side	63
131	Aska	AED-1	Aska	Balisira	Jhagadei village	63
132	Aska	AED-1	Aska	Balisira	K. Nuapalli	250

Location Sl. No. 6

LOCATION OF DSS FENCING

S.no	NAME OF CIRCLE	NAME OF DIVISION	NAME OF SUB-DIVISION	NAME OF SECTION	DSS LOCATION NAME	DT RATING IN kVA
133	Aska	AED-1	Nuagam	Nuagam-I	Dhanija nr shiva temple	100
134	Aska	AED-1	Nuagam	Nuagam-I	Pandiapathara nr shiva temple	100
135	Aska	AED-1	Nuagam	Nuagam-I	Sanakholi	100+25
136	Aska	AED-1	Nuagam	Nuagam-I	Ghatakuri RWSS	100+25
137	Aska	AED-1	Nuagam	Nuagam-II	Dhanija nr shiva temple	100
138	Aska	AED-1	Nuagam	Nuagam-II	Pandiapathara nr shiva temple	100
139	Aska	AED-1	Nuagam	Nuagam-II	Sanakholi	100+25
140	Aska	AED-1	Nuagam	Nuagam-II	Ghatakuri RWSS	100+25
141	BHANJANAGAR	PHULBANI	PHULBANI	PHULBANI	KENDUPADAR 1	100
142	BHANJANAGAR	PHULBANI	PHULBANI	PHULBANI	KENDUPADAR 2	100
143	BHANJANAGAR	PHULBANI	PHULBANI	PHULBANI	JAGANATH SAHI CHAKA	63
144	BHANJANAGAR	PHULBANI	PHULBANI	PHULBANI	FIRE STATION FRONT	63
145	BHANJANAGAR	PHULBANI	PHULBANI	PHULBANI	NEAR PUBLIC SCHOOL	25
146	BHANJANAGAR	PHULBANI	PHULBANI	PHULBANI	KABARKHANA (PEONPADA)	63
147	BHANJANAGAR	PHULBANI	PHULBANI	PHULBANI	BIDANGI SAHI	100
148	BHANJANAGAR	PHULBANI	PHULBANI	PHULBANI	PENJI SAHI NALA	63
149	BHANJANAGAR	PHULBANI	PHULBANI	PHIRINGIA	MAJHI SAHI UPARA DANGANAM	16
150	BHANJANAGAR	PHULBANI	PHULBANI	PHIRINGIA	MADAPADAR	16
151	BHANJANAGAR	PHULBANI	PHULBANI	PHIRINGIA	DADILAI	25
152	BHANJANAGAR	PHULBANI	PHULBANI	PHIRINGIA	KAMATANA, DAGLIMUNDA	16
153	BHANJANAGAR	PHULBANI	PHULBANI	PHIRINGIA	KEREDI	63
154	BHANJANAGAR	PHULBANI	PHULBANI	PHIRINGIA	MALIKPADA SCHOOL	25
155	BHANJANAGAR	PHULBANI	PHULBANI	KHAJURIPADA	RANAPATULI	100
156	BHANJANAGAR	PHULBANI	PHULBANI	KHAJURIPADA	BARALADEVI TEMPLE	63
157	BHANJANAGAR	PHULBANI	PHULBANI	KHAJURIPADA	DUTIPADA	25
158	BHANJANAGAR	PHULBANI	PHULBANI	KHAJURIPADA	SIVA TEMPLE, KHAJURIPADA	25
159	BHANJANAGAR	PHULBANI	PHULBANI	KHAJURIPADA	DALAPADA	63
160	BHANJANAGAR	PHULBANI	PHULBANI	KHAJURIPADA	ARAPAJU	53
161	BHANJANAGAR	PHULBANI	G.UDAYAGIRI	G.UDAYAGIRI	PUKULINGIA	25
162	BHANJANAGAR	PHULBANI	G.UDAYAGIRI	G.UDAYAGIRI	SANKHASAHI	100
163	BHANJANAGAR	PHULBANI	G.UDAYAGIRI	G.UDAYAGIRI	LINGAGADA HIGH SCHOOL	100
164	BHANJANAGAR	PHULBANI	G.UDAYAGIRI	G.UDAYAGIRI	BATTINGIA	100
165	BHANJANAGAR	PHULBANI	G.UDAYAGIRI	G.UDAYAGIRI	GADAGUDA	63
166	BHANJANAGAR	PHULBANI	G.UDAYAGIRI	G.UDAYAGIRI	NANDAGIRI	25
167	BHANJANAGAR	PHULBANI	BALIGUDA	BALIGUDA	NEHERU CHHAKA	100
168	BHANJANAGAR	PHULBANI	BALIGUDA	BALIGUDA	AUTO STAND	100
169	BHANJANAGAR	PHULBANI	BALIGUDA	BALIGUDA	HATAPADA	100
170	BHANJANAGAR	PHULBANI	BALIGUDA	BALIGUDA	COLLEGE	63
171	BHANJANAGAR	BNED	BHANJANAGAR I	TILISING	TILISING MILL SAHI	100
172	BHANJANAGAR	BNED	BHANJANAGAR I	TILISING	TILISING VILLAGE	2*100
173	BHANJANAGAR	BNED	BHANJANAGAR I	ESO - I	DUDUHA ROAD	100
174	BHANJANAGAR	BNED	BHANJANAGAR I	ESO - I	BAGICHA BACK SIDE	25
175	BHANJANAGAR	BNED	BHANJANAGAR I	BHEJIPUT	BHEJIPUT BADAANDA	250
176	BHANJANAGAR	BNED	BHANJANAGAR I	BHEJIPUT	LANDAI SAHI UNIT 4	100
177	BHANJANAGAR	BNED	Bellaguntha	J N PRASAD	GANDADHARA	25
178	BHANJANAGAR	BNED	Bellaguntha	J N PRASAD	BANTA	63
179	BHANJANAGAR	BNED	Bellaguntha	J N PRASAD	BANTA	63
180	BHANJANAGAR	BNED	Bellaguntha	J N PRASAD	Kamasara	63
181	BHANJANAGAR	BNED	Bellaguntha	J N PRASAD	BD PUR	500
182	BHANJANAGAR	BNED	Bellaguntha	Bellaguntha	BELLAGUNTHA CHILDREN PARK	100
183	BHANJANAGAR	BNED	Bellaguntha	Bellaguntha	GOLA SAHI	100
184	BHANJANAGAR	BNED	Soroda	Soroda	sorada Hadi sahi	500
185	BHANJANAGAR	BNED	Soroda	Soroda	Baradhi Hadi sah	63
186	BHANJANAGAR	BNED	Soroda	Soroda	Kali temple	100
187	BHANJANAGAR	BNED	Soroda	Soroda	Saraswati shishu mandir	100
188	BHANJANAGAR	BNED	Soroda	Badagada	Jagannatha temple agannatha temple	250
189	BHANJANAGAR	BNED	Soroda	Badagada	Borada	100
190	BHANJANAGAR	BNED	BHANJANAGAR II	K B PUR	k Nuagada	250
191	BHANJANAGAR	BNED	BHANJANAGAR II	K B PUR	masanipada INDHAN pur	100
192	BHANJANAGAR	BNED	BHANJANAGAR II	KANTEIPALLY	Badaborsing double	100
193	BHANJANAGAR	BNED	BHANJANAGAR II	KANTEIPALLY	ettinga double	100
194	BHANJANAGAR	BNED	BHANJANAGAR II	KANTEIPALLY	Somanath palli	63
195	BHANJANAGAR	BNED	BHANJANAGAR II	ESO II	DHUDUA KALI TEMPLE	100
196	BHANJANAGAR	BOED	Manamunda	Manamunda	Baddeheripali	100
197	BHANJANAGAR	BOED	Manamunda	Manamunda	Khajuraj	100
198	BHANJANAGAR	BOED	Manamunda	Manamunda	Khairmal	100

Location Sl. No. 6

LOCATION OF DSS FENCING

S.no	NAME OF CIRCLE	NAME OF DIVISION	NAME OF SUB-DIVISION	NAME OF SECTION	DSS LOCATION NAME	DT RATING IN kVA
199	BHANJANAGAR	BOED	Manamunda	Manamunda	Sadanandapur	25
200	BHANJANAGAR	BOED	Manamunda	Manamunda	Dapala Jurmuda	63
201	BHANJANAGAR	BOED	Manamunda	Manamunda	Bramhani chhak	25
202	BHANJANAGAR	BOED	BOUDH	Boudh	Marjyakud-1	100
203	BHANJANAGAR	BOED	BOUDH	Boudh	Marjyakud-2	100
204	BHANJANAGAR	BOED	BOUDH	Boudh	Baghapali	100
205	BHANJANAGAR	BOED	BOUDH	Boudh	Godervabehi	25
206	BHANJANAGAR	BOED	BOUDH	Boudh	Gambharipadar	25
207	BHANJANAGAR	BOED	BOUDH	Boudh	Balisinga	25
208	BHANJANAGAR	BOED	Manamunda	Baunsuni	Kaudiatola	63
209	BHANJANAGAR	BOED	Manamunda	Baunsuni	Sapadohali	63
210	BHANJANAGAR	BOED	Manamunda	Baunsuni	Anandapur	63
211	BHANJANAGAR	BOED	Manamunda	Baunsuni	Gadavitar	63
212	BHANJANAGAR	BOED	Manamunda	Baunsuni	Tikirapada	63
213	BHANJANAGAR	BOED	Manamunda	Baunsuni	Maheswarpinda	100
214	BHANJANAGAR	BOED	BOUDH	PURUNAKATAK	MALIKPADA	25
215	BHANJANAGAR	BOED	BOUDH	PURUNAKATAK	TALAGAON SCHOOL	25
216	BHANJANAGAR	BOED	BOUDH	**PURUNAKATAK**	**TALAGAON SCHOOL**	25
217	BHANJANAGAR	BOED	BOUDH	**PURUNAKATAK**	**GANDAPAJU**	63
218	BHANJANAGAR	BOED	BOUDH	**PURUNAKATAK**	**JABAR**	63
219	BHANJANAGAR	BOED	BOUDH	**PURUNAKATAK**	**NANDAGADA**	25
220	BHANJANAGAR	BOED	BOUDH	**PURUNAKATAK**	**KUMARI**	63
221	BERHAMPUR	HED	HINJILICUT	**HINJILICUT**	**SOMEPUR**	250
222	BERHAMPUR	HED	**HINJILICUT**	**HINJILICUT**	**BAINCHABANIA**	500
223	BERHAMPUR	HED	**HINJILICUT**	**HINJILICUT**	**RALABA PANCHYAT**	315
224	BERHAMPUR	HED	**HINJILICUT**	**HINJILICUT**	**SIKIRI SISHU MANDIR**	250
225	BERHAMPUR	HED	**HINJILICUT**	**KANCHURU**	**CHAITNYAPADA**	25
226	BERHAMPUR	HED	HINJILICUT	PITALA	PAKIDI	100
227	BERHAMPUR	HED	SHERAGADA	SHERAGADA	BADAGADA	100
228	BERHAMPUR	HED	SHERAGADA	SHERAGADA	PATRAPUR SCHOOL	100
229	BERHAMPUR	HED	SHERAGADA	PATTAPUR	JALAMARA	100
230	BERHAMPUR	HED	SHERAGADA	PATTAPUR	GUDIAPATANA	100
231	BERHAMPUR	HED	SHERAGADA	PATTAPUR	DENGADI DASRA SAHI	100
232	BERHAMPUR	HED	SHERAGADA	SHERAGADA	BALIKHANDA VILLAGE OLIC	25
233	BERHAMPUR	HED	SHERAGADA	SHERAGADA	HADICHIRA	63
234	BERHAMPUR	HED	SHERAGADA	SHERAGADA	BALLI	25
235	BERHAMPUR	HED	SHERAGADA	SHERAGADA	KHIRIDA	16
236	BERHAMPUR	HED	SHERAGADA	SHERAGADA	RICKSAPALLI	63
237	BERHAMPUR	HED	SHERAGADA	SHERAGADA	LANJIAPALI	63
238	BERHAMPUR	HED	SHERAGADA	SHERAGADA	DHABALPUR	25
239	BERHAMPUR	GNED	CHATRAPUR	CHATRAPUR-1	JAIL RD 100KVA	100
240	BERHAMPUR	GNED	CHATRAPUR	CHATRAPUR-1	KARINI STREET 250KVA	250
241	BERHAMPUR	GNED	CHATRAPUR	CHATRAPUR-1	CHAMAKHANDI JUNC 250KVA	250
242	BERHAMPUR	GNED	CHATRAPUR	CHATRAPUR-1	JAGYANSALA 100+63KVA	100+63
243	BERHAMPUR	GNED	CHATRAPUR	CHATRAPUR-2	Jharapokhari 63kva	63
244	BERHAMPUR	GNED	CHATRAPUR	CHATRAPUR-2	Badamadhapur sapua sahi 63kVA	63
245	BERHAMPUR	GNED	CHATRAPUR	CHATRAPUR-2	Baranga 100kVA	100
246	BERHAMPUR	GNED	CHATRAPUR	CHATRAPUR-2	Nuapalli 100KVA	100
247	BERHAMPUR	GNED	RAMBHA	Rambha	ODRP Harijana Sahi	25
248	BERHAMPUR	GNED	RAMBHA	Rambha	ODRP Kummbhara Sahi	25
249	BERHAMPUR	GNED	RAMBHA	Rambha	Subalaya 2	100
250	BERHAMPUR	GNED	RAMBHA	Rambha	Kantapada Chaka	63
251	BERHAMPUR	GNED	RAMBHA	Ganjam	Gadahumma	63
252	BERHAMPUR	GNED	RAMBHA	Ganjam	Odia Dhamana Street	315
253	BERHAMPUR	GNED	RAMBHA	Ganjam	LAXMIPUR	100
254	BERHAMPUR	GNED	RAMBHA	Ganjam	BINCHANAPALLI	63
255	BERHAMPUR	GNED	KHALLIKOTE	Keshpur	Bikrampur Budhi Thakurani	100+100
256	BERHAMPUR	GNED	KHALLIKOTE	Keshpur	Bhejiput 4-Pole	100+100
257	BERHAMPUR	GNED	KHALLIKOTE	Keshpur	Laxmanpur	100+100
258	BERHAMPUR	GNED	KHALLIKOTE	Keshpur	KP College	63
259	BERHAMPUR	GNED	RAMBHA	MALUD	TITIPA VILLAGE	100
260	BERHAMPUR	GNED	RAMBHA	MALUD	BADAJHADA VILLAGE	250
261	BERHAMPUR	GNED	RAMBHA	MALUD	ANLAKUDA VILLAGE	100
262	BERHAMPUR	GNED	RAMBHA	MALUD	HARIPUR VILLAGE	100
263	Berhampur	PSED	PURUSOTTAMPUR	PURUSOTTAMPUR	KUMARI	500
264	Berhampur	PSED	PURUSOTTAMPUR	PURUSOTTAMPUR	KUMARI	250

Location Sl. No. 6

LOCATION OF DSS FENCING

S.no	NAME OF CIRCLE	NAME OF DIVISION	NAME OF SUB-DIVISION	NAME OF SECTION	DSS LOCATION NAME	DT RATING IN kVA
265	Berhampur	PSED	PURUSOTTAMPUR	PURUSOTTAMPUR	JALESWARAKHANDI TEMPLE	100
266	Berhampur	PSED	PURUSOTTAMPUR	PURUSOTTAMPUR	RANIGAN ROAD NEAR STADIUM	100
267	Berhampur	PSED	POLASARA	POLASARA	KALAMBA SHANTI NAGAR	63
268	Berhampur	PSED	POLASARA	POLASARA	Marda Temple	16
269	Berhampur	PSED	POLASARA	POLASARA	Lunighati	500
270	Berhampur	PSED	POLASARA	POLASARA	Baghadi	63+100
271	Berhampur	PSED	POLASARA	CHIRIKIPADA	KHAIRACHATTA	63
272	Berhampur	PSED	POLASARA	CHIRIKIPADA	GAREIJHULI	63
273	Berhampur	PSED	POLASARA	CHIRIKIPADA	Narsinghpalli	100
274	Berhampur	PSED	POLASARA	CHIRIKIPADA	Chirikipada Sasan Barimala Sahi	63
275	Berhampur	PSED	KODALA	BEGUNIUAPADA	GOPALPUR	100
276	Berhampur	PSED	KODALA	BEGUNIUAPADA	SALABANA SCHOOL	63
277	Berhampur	PSED	KODALA	BEGUNIUAPADA	BIR JAGANNATHPUR - BANDHA SAHI	63
278	Berhampur	PSED	KODALA	BEGUNIUAPADA	DEULAPADA	100
279	Berhampur	PSED	KODALA	KODALA	JAIL	63
280	Berhampur	PSED	KODALA	KODALA	LACHHIPUR	100
281	Berhampur	PSED	KODALA	KODALA	GOURADEIPUR	100
282	Berhampur	PSED	KODALA	KODALA	JHIA STREET	100
283	Berhampur	PSED	PURUSOTTAMPUR	TARATARINI	CHAKABEDA	100
284	Berhampur	PSED	PURUSOTTAMPUR	TARATARINI	HATAPUR PLI	100
285	Berhampur	PSED	PURUSOTTAMPUR	TARATARINI	COLLEGE FRONT	100
286	Berhampur	PSED	PURUSOTTAMPUR	TARATARINI	WELDING SHOP	100
287	Rayagada	RED	RAYAGADA	RAYAGADA 1	BRAHMANA SAHI	(315+250)
288	Rayagada	RED	RAYAGADA	RAYAGADA 1	SWARGA DHAM SIRIGUDA	100
289	Rayagada	RED	RAYAGADA	RAYAGADA 1	AMBAGUDA SCHOOL	100
290	Rayagada	RED	RAYAGADA	RAYAGADA 1	RAJA ALAAM FACTORY	100
291	Rayagada	RED	RAYAGADA	RAYAGADA 1	ANJAYPETA	100
292	Rayagada	RED	RAYAGADA	RAYAGADA 2	NAGABALI HOSTEL	100
293	Rayagada	RED	RAYAGADA	RAYAGADA 2	DFO 4TH LINE	100
294	Rayagada	RED	RAYAGADA	RAYAGADA 2	DIC JUNCTION APARTMENT	100
295	Rayagada	RED	RAYAGADA	RAYAGADA 2	UGMIT	100
296	Rayagada	RED	RAYAGADA	RAYAGADA 2	SAI PRIYA NAGAR WATER TANK	100
297	Rayagada	RED	RAYAGADA	JK PUR	AMLABHATA	100
298	Rayagada	RED	RAYAGADA	JK PUR	BHUJABALA	100
299	Rayagada	RED	RAYAGADA	JK PUR	HALADIPADA	100
300	Rayagada	RED	RAYAGADA	RAYAGADA RURAL	GUMA	25
301	Rayagada	RED	RAYAGADA	RAYAGADA RURAL	JHIMIDIPETA	100
302	Rayagada	RED	THERUBALI	THERUBALI	OPTCL GRID	100
303	Rayagada	RED	THERUBALI	THERUBALI	GOUDAGUDA	63
304	Rayagada	RED	THERUBALI	SIKARPAI	MAJHIGUDA	100
305	Rayagada	RED	THERUBALI	KASIPUR	TIKIRI LAMP	250
306	Rayagada	RED	THERUBALI	KASIPUR	SURUGUNJA	25
307	Rayagada	RED	BISSAMCUTTACK	BISSAMCUTTACK	THAKURANI TEMPLE RWSS	25
308	Rayagada	RED	BISSAMCUTTACK	BISSAMCUTTACK	MM +2 COLLEGE	25
309	Rayagada	RED	BISSAMCUTTACK	MUNIGUDA	MEDICAL	500
310	Rayagada	RED	BISSAMCUTTACK	MUNIGUDA	SBI	250
311	Rayagada	RED	BISSAMCUTTACK	MUNIGUDA	JOGOPANDA	100
312	Rayagada	GED	GUNUPUR	GUNUPUR TOWN	SHIV SHAKTI NAGAR	500*100
313	Rayagada	GED	GUNUPUR	GUNUPUR TOWN	KAMLA NAGAR	500*100
314	Rayagada	GED	GUNUPUR	GUNUPUR TOWN	SHANTI NAGAR	100
315	Rayagada	GED	GUNUPUR	GUNUPUR TOWN	KHARLING	100
316	Rayagada	GED	GUNUPUR	GUNUPUR TOWN	NARSINGMUNDA	63
317	Rayagada	GED	GUNUPUR	GUNUPUR TOWN	KHARLING	100
318	Rayagada	GED	GUNUPUR	GUNUPUR RURAL	CHINTALIGUDA	63
319	Rayagada	GED	GUNUPUR	GUNUPUR RURAL	PUJARIGUDA	100
320	Rayagada	GED	GUNUPUR	GUNUPUR RURAL	REJINGTAL	63
321	Rayagada	GED	GUNUPUR	GUNUPUR RURAL	PUTTASING	63
322	Rayagada	GED	GUNUPUR	GUNUPUR RURAL	BODAMSING	25
323	Rayagada	GED	GUMUDA	RAMNAGUDA	ROBADI	63
324	Rayagada	GED	GUMUDA	RAMNAGUDA	BATAPULISI	25
325	Rayagada	GED	GUMUDA	PADMAPUR	KHILAPADAR	100
326	Rayagada	GED	GUMUDA	PADMAPUR	KHILIGRAI	63
327	Rayagada	GED	GUMUDA	PADMAPUR	ZEERA	100
328	Rayagada	GED	GUMUDA	PADMAPUR	DIBRISINGH	63

Location Sl. No. 6

LOCATION OF DSS FENCING

S.no	NAME OF CIRCLE	NAME OF DIVISION	NAME OF SUB-DIVISION	NAME OF SECTION	DSS LOCATION NAME	DT RATING IN kVA
329	Rayagada	GED	GUMUDA	PADMAPUR	HARIJANA SAHI	100
330	Rayagada	GED	GUMUDA	PADMAPUR	ARUNAJHOLI	100
331	Rayagada	GED	GUMUDA	GUDARI	LOKANATHPUR	63
332	Rayagada	GED	GUMUDA	GUDARI	GUDARI	315
333	Rayagada	GED	GUMUDA	GUDARI	BAMUNI DANGARA	63
334	Rayagada	GED	GUMUDA	GUMUDA	DERIGAON	250
335	Rayagada	GED	GUMUDA	GUMUDA	GULUMUNDA	100
336	Rayagada	GED	GUMUDA	GUMUDA	DUMURIGUDA	63
337	Rayagada	PKED	UPALADA	UPALADA	Bhuskudi	100
338	Rayagada	PKED	UPALADA	UPALADA	Badagaon	100
339	Rayagada	PKED	UPALADA	UPALADA	Narayanpur village	63
340	Rayagada	PKED	UPALADA	UPALADA	Chandankhala	25
341	Rayagada	PKED	UPALADA	UPALADA	Ranadevi junction	100
342	Rayagada	PKED	UPALADA	RAIGADA	Hatapada Chhak DSS.	25
343	Rayagada	PKED	UPALADA	RAIGADA	Near Shiv Mandir DSS	250
344	Rayagada	PKED	UPALADA	RAIGADA	Lanjipadar Jn. DSS.	25
345	Rayagada	PKED	UPALADA	RAIGADA	Raghunathpur (Jeeranga) DSS.	63
346	Rayagada	PKED	MOHANA	MOHANA	Luhagadi	100+63
347	Rayagada	PKED	MOHANA	MOHANA	College Chhak	63
348	Rayagada	PKED	MOHANA	MOHANA	Fire station	63
349	Rayagada	PKED	MOHANA	MOHANA	Jyoti Nagar infront of JE office	63
350	Rayagada	PKED	MOHANA	MOHANA	Hanuman Temple	100
351	Rayagada	PKED	MOHANA	MOHANA	Tahasil Office	63
352	Rayagada	PKED	MOHANA	MOHANA	SSD High school boys hostel	25
353	Rayagada	PKED	PARALAKHEMUNDI	PARALAKHEMUNDI URBAN	PADA DSS	500
354	Rayagada	PKED	PARALAKHEMUNDI	PARALAKHEMUNDI URBAN	BB STREET	315+100
355	Rayagada	PKED	PARALAKHEMUNDI	PARALAKHEMUNDI URBAN	HATAPDA	100+100
356	Rayagada	PKED	PARALAKHEMUNDI	PARALAKHEMUNDI URBAN	KATIKA DSS	100+100+250
357	Rayagada	PKED	PARALAKHEMUNDI	PARALAKHEMUNDI URBAN	VENKATESWRA DSS	500
358	Rayagada	PKED	PARALAKHEMUNDI	PARALAKHEMUNDI URBAN	RAM NAGAR 1	100
359	Rayagada	PKED	PARALAKHEMUNDI	PARALAKHEMUNDI URBAN	SHANMUKARAO GALLI	100
360	Rayagada	PKED	PARALAKHEMUNDI	PARALAKHEMUNDI URBAN	ANNAPURNA RICE MILL	100
361	Rayagada	PKED	PARALAKHEMUNDI	PARALAKHEMUNDI URBAN	GIRLS HIGH SCHOOL	100
362	JEYPORE	NED	NABARANGPUR	Nabarangpur Town	BHANDAR GRAHANI 2	250
363	JEYPORE	NED	NABARANGPUR	Nabarangpur Town	BHAGABATI SAHI	100
364	JEYPORE	NED	NABARANGPUR	Nabarangpur Town	DISTRICT HQ HOSPITAL 1	100
365	JEYPORE	NED	NABARANGPUR	Nabarangpur Town	DISTRICT HQ HOSPITAL 2	315
366	JEYPORE	NED	NABARANGPUR	Nabarangpur Town	CHINA MARKET 2	100
367	JEYPORE	NED	PAPADAHANDI	PAPADAHANDI	JATABAL	250
368	JEYPORE	NED	PAPADAHANDI	PAPADAHANDI	SEMLA	100
369	JEYPORE	NED	PAPADAHANDI	DABUGAON	DABUGAON TOWN Nesr BUS STAND	100
370	JEYPORE	NED	PAPADAHANDI	DABUGAON	DABUGAON TOWN	100
371	JEYPORE	NED	PAPADAHANDI	KOSAGUMUDA	CHAMURIAGUDA	100
372	JEYPORE	NED	PAPADAHANDI	KOSAGUMUDA	YOUTH CLUB	100
373	JEYPORE	NED	NABARANGPUR	NABARANGPUR RURAL	DAHANA	100
374	JEYPORE	NED	NABARANGPUR	NABARANGPUR RURAL	EKAMBA	100
375	JEYPORE	NED	NABARANGPUR	T KHUNTI	JHARIGUMA	100
376	JEYPORE	NED	NABARANGPUR	T KHUNTI	MENTRY	100
377	JEYPORE	NED	UMERKOTE	CHANDAHANDI	HALDI	100
378	JEYPORE	NED	UMERKOTE	RAIGHAR	MACHA MARKET RAIGHAR	25
379	JEYPORE	NED	UMERKOTE	RAIGHAR	PARCHIPARA	250
380	JEYPORE	NED	UMERKOTE	JHARIGAM	MEDICAL	315
381	JEYPORE	NED	UMERKOTE	JHARIGAM	BLOCK	100
382	JEYPORE	NED	UMERKOTE	UMERKOTE	DONGARIGUDA	100
383	JEYPORE	NED	UMERKOTE	UMERKOTE	KALYANI MANDAP	250
384	JEYPORE	KED	LAXMIPUR	BANDHUGAON	TURUKPETA	100

Location Sl. No. 6

LOCATION OF DSS FENCING

S.no	NAME OF CIRCLE	NAME OF DIVISION	NAME OF SUB-DIVISION	NAME OF SECTION	DSS LOCATION NAME	DT RATING IN kVA
385	JEYPORE	KED	LAXMIPUR	BANDHUGAON	KATULPETA	100
386	JEYPORE	KED	LAXMIPUR	BANDHUGAON	TENTULIPADAR	100
387	JEYPORE	KED	LAXMIPUR	BANDHUGAON	DANDABADI SEVA ASHRAM	63
388	JEYPORE	KED	LAXMIPUR	KAKRIGUMA	GOUDAGUDA PANCHAYAT	63
389	JEYPORE	KED	LAXMIPUR	KAKRIGUMA	CHOTA GUDA NUA SAHI	63
390	JEYPORE	KED	LAXMIPUR	LAXMIPUR	NARAYANPATNA ROAD	100
391	JEYPORE	KED	LAXMIPUR	LAXMIPUR	TEKISAHI	100
392	JEYPORE	KED	LAXMIPUR	LAXMIPUR	RANJITGUDA	100
393	JEYPORE	KED	KORAPUT	KORAPUT NO-2	KANYA ASHRAM 25KVA	25
394	JEYPORE	KED	KORAPUT	KORAPUT NO-2	PODAGADA MEDICAL 63KVA	63
395	JEYPORE	KED	KORAPUT	SUNABEDA	MITU KSALIUA -SMG NANDAPUR ROAD	100
396	JEYPORE	KED	KORAPUT	SUNABEDA	SHISU VATIKA	250
397	JEYPORE	KED	KORAPUT	SEMILIGUDA	PUTRAGHATI	63
398	JEYPORE	KED	KORAPUT	NANDAPUR	NANDAPUR PSS	100
399	JEYPORE	KED	KORAPUT	NANDAPUR	NANDAPUR HIGH SCHOOL	63
400	JEYPORE	KED	KORAPUT	POTTANGI	MALIGUDA	100
401	JEYPORE	KED	KORAPUT	POTTANGI	MALIPUT	100
402	JEYPORE	KED	KORAPUT	Koraput No-1	medical front	100
403	JEYPORE	MED	Balimela	Balimela	NEAR PHD, Ambedakar Chowk	100
404	JEYPORE	MED	Balimela	Balimela	Kalahandi Sahi	100
405	JEYPORE	MED	Balimela	Balimela	Ayappa Temple	100
406	JEYPORE	MED	Balimela	Balimela	Madbhatisahi	100
407	JEYPORE	MED	Balimela	Balimela	OCC Nuagoan	100
408	JEYPORE	MED	Balimela	Mathili	Mathili Mission Shakti	25
409	JEYPORE	MED	Balimela	Mathili	Udulibeda GP HQ	100
410	JEYPORE	MED	Balimela	Mathili	Dhungiaput RWSS GP HQ	25
411	JEYPORE	MED	Balimela	Malkangiri	KUMBHARA SAHI	100
412	JEYPORE	MED	Balimela	Malkangiri	ASHIRVAD COLONY	100
413	JEYPORE	MED	Balimela	Malkangiri	LATHIAGUDA MAINROAD	100
414	JEYPORE	MED	Balimela	Malkangiri	NEAR PHD	100
415	JEYPORE	JED	Boriguma	KOTPAD	BHANSULI	100
416	JEYPORE	JED	Boriguma	KOTPAD	ADARSH	100
417	JEYPORE	JED	Boriguma	KOTPAD	CHANDILI	100+100
418	JEYPORE	JED	Boriguma	KOTPAD	KUSUMI	250
419	JEYPORE	JED	Boriguma	BORIGUMMA	KENDUGUDA	100
420	JEYPORE	JED	Boriguma	BORIGUMMA	JHILIMILI	100
421	JEYPORE	JED	Boriguma	BORIGUMMA	GHUMURIAGUDA	100
422	JEYPORE	JED	Boriguma	B.SINGPUR	POKHNAGUDA	100
423	JEYPORE	JED	Jeypore Sub div-1	Section no-3	Parja Sahi	250
424	JEYPORE	JED	Jeypore Sub div-1	Section no-3	Nadia Bada	250
425	JEYPORE	JED	Jeypore Sub div-1	Section no-3	Jamal IPDS	315
426	JEYPORE	JED	Jeypore Sub div-1	Section no-3	Balipeta Down DSS	315
427	JEYPORE	JED	Jeypore Sub div-1	BOIPARIGUDA	HALDIKUNDA	100+63
428	JEYPORE	JED	Jeypore Sub div-1	BOIPARIGUDA	BHALUGUDA	100+25
429	JEYPORE	JED	Jeypore Sub div-1	BOIPARIGUDA	MAHULI	25+25+25
430	JEYPORE	JED	Jeypore Sub div-1	BOIPARIGUDA	DORAGUDA	100+25+16X2
431	JEYPORE	JED	Jeypore Sub div-2	KUNDRA	BADADANDA	100
432	JEYPORE	JED	Jeypore Sub div-2	KUNDRA	HATAPADA	100
433	JEYPORE	JED	Jeypore Sub div-2	KUNDRA	GIRLIGUDA	100
434	JEYPORE	JED	Jeypore Sub div-2	KUNDRA	SARGIGUDA	100
435	JEYPORE	JED	Jeypore Sub div-2	Section no.-1	BIJURAJ NAGAR	100
436	JEYPORE	JED	Jeypore Sub div-2	Section no.-1	JYOTI MILL	500
437	JEYPORE	JED	Jeypore Sub div-2	Section no.-1	BANDAHUDA	2*250
438	JEYPORE	JED	Jeypore Sub div-1	Section no.-1	POLICE COLONY	315
439	JEYPORE	JED	Jeypore Sub div-1	Section no.2	KALIAGAON	100
440	JEYPORE	JED	Jeypore Sub div-2	RANDHAPALLI	MATANIA	250
441	JEYPORE	JED	Jeypore Sub div-2	RANDHAPALLI	TELIGUDA	250
442	JEYPORE	JED	Jeypore Sub div-2	RANDHAPALLI	SANKAUDI	250
443	CITY	BED-2	SDO-1	GATE BAZAR	BUS STOP	500
444	CITY	BED-2	SDO-1	GATE BAZAR	INDU BATIKA	315
445	CITY	BED-2	SDO-1	ASKA ROAD	VEGETABLE MARKET	250
446	CITY	BED-2	SDO-3	GOSANI NUAGAON	BJIPUR BAZAR	500
447	CITY	BED-2	SDO-3	GOSANI NUAGAON	MK NAGAR CEMETRY	500

Location Sl. No. 7

LOCATION OF 33kV INTERMEDIATE POLE

SL. NO.	NAME OF CIRCLE	NAME OF DIVISION	NAME OF SUB-DIVISION	FEEDER NAME	From Location	To Location	TYPE OF INTERMEDIATE POLE REQUIRED (RSJ/RAIL/PSC/WPB)	HEIGHT OF INTERMEDIATE POLE REQUIRED	NO. OF INTERMEDIATE POLES REQ.
1	Rayagada	GED	Gumuda	Gudari	Badahuma chawk	Gudari PSS	WPB	13mtr	62
2	Rayagada	GED	Gumuda	O/G KAILASHPUR T-OFF MINAJHOLA	Ramanaguda PSS	Kailashpur PSS	WPB	13mtr	40
3	Bhanjanagar	BNED	Bellagguntha	JN Prasad	BELLAGUNTHA PSS	J N PRASAD PSS	WPB	11mtr	30
4	Bhanjanagar	BNED	Bellagguntha	Bellagguntha	BELLAGUNTHA PSS	Kanteipally GSS	WPB	11mtr	10
5	Bhanjanagar	BNED	SORODA	Soroda	GSS	PSS	WPB	11mtr	12
6	Bhanjanagar	BNED	SORODA	Asurabandha	SORODA CHAK	ASURABANDHA	WPB	11mtr	5
7	Bhanjanagar	BNED	Bhanjanagar-I	Bhanjanagar	GSS KANTEIPALLI	PSS BHEJIPUT	WPB	11mtr	40
8	Bhanjanagar	BNED	Bhanjanagar-I	Bhanjanagar	PSS BHEJIPUT	PSS TILISING	WPB	11mtr	20
9	Bhanjanagar	PED	balliguda	Daringbadi	GSS	Daringbadi	WPB	11mtr	15
10	Bhanjanagar	PED	balliguda	kotagadh	GSS	kotagadh	WPB	11mtr	20
11	Bhanjanagar	PED	G.udayagiri	Chakapada	GSS	Chakapada	WPB	11mtr	30
12	Bhanjanagar	PED	Phulbani	Khajuripada	GSS	Khajuripada	WPB	11mtr	15
13	Bhanjanagar	PED	G.udayagiri	Shankarakhol	GSS	Shankarakhol	WPB	11mtr	15
14	Bhanjanagar	PED	G.udayagiri	Tikabali	GSS	Tikabali	WPB	11mtr	15
15	Bhanjanagar	PED	G.udayagiri	Udayagiri	GSS	Udayagiri	WPB	11mtr	10
16	Bhanjanagar	PED	G.udayagiri	Raikia	GSS	Raikia	WPB	11mtr	5
17	Bhanjanagar	PED	balliguda	K.nuagaon	GSS	K.nuagaon	WPB	11mtr	5
18	Bhanjanagar	BOED	MAnmunda	Baunsuni	Manmunda	Baunsuni	WPB	11mtr	30
19	Bhanjanagar	BOED	Purnakatak	Purnakatak	GSS	Purnakatak	WPB	13mtr	15
20	Bhanjanagar	BOED	Purnakatak	Chatrang	GSS	Chatrang	WPB	11mtr	5
21	Jeypore	JED	Jeypore-2	Kundra	GSS	Kundra	WPB	11mtr	12
22	Jeypore	JED	Jeypore-1	Jeypore-1	GSS	Jeypore-1	WPB	11mtr	5
23	Jeypore	JED	Jeypore-1	Jeypore-2	GSS	Jeypore-2	WPB	11mtr	5
24	Jeypore	KED	SUNABEDA	NANDAPUR	GSS	NANDAPUR	WPB	11mtr	40
25	BERHAMPUR	PSED	KODALA	BUDDHAMBO KODALA	GSS	BUDDHAMBO KODALA	WPB	11mtr	17
26	BERHAMPUR	PSED	POLASARA	BUDDHAMBO POLASARA	GSS	BUDDHAMBO POLASARA	WPB	11mtr	20
27	BERHAMPUR	GNED	CHATRAPUR	BADAMADHAVPUR	GSS	BADAMADHAVPUR	WPB	11mtr	15
28	BERHAMPUR	GNED	RAMBHA	O/G MALUD	GSS	MALUD	WPB	13mtr	15
29	BERHAMPUR	GNED	RAMBHA	O/G TITIPA	GSS	TITIPA	WPB	13mtr	25
30	BERHAMPUR	GNED	RAMBHA	RAMBHA O/G T-OFF HUMMA	GSS	RAMBHA	WPB	13mtr	40
31	BERHAMPUR	PSED	PURSHOTTAMPUR	BADAMADHAVPUR	GSS	BADAMADHAVPUR	WPB	13mtr	20
32	CITY	BED-3	KANISI	KANISI	GSS	KANISI	WPB	13mtr	25
33	CITY	BED-3	KANISI	CHIKITI	GSS	CHIKITI	WPB	13mtr	30
34	city	BED-1	MEDICAL	MKCG	GSS	Lnjipalli 4 pole	WPB	13mtr	20
35	Aska	AED II	KS Nagar	Budhamba	GSS	Budhamba	WPB	11mtr	7
36	ASKA	GSED	CHIKITI	CHIKITI (DIGAPAHANDI)	DEHKALI	CHIKITI PSS	WPB	11mtr	18
37	ASKA	GSED	CHIKITI	pudamari	Singipur AB switch	Pudamari pss	WPB	11mtr	8
38	ASKA	GSED	CHIKITI	pudamari	near OAV	Phasiguda	WPB	13mtr	20
39	ASKA	AED I	ASKA	KB Pur-Balisira	Gangapur	Balsira	WPB	13mtr	8
40	ASKA	AED I	ASKA	SORDA	Pakalapalli	Sorda	WPB	13mtr	15
41	ASKA	AED I	ASKA	ASKA	River bank	Taluka road	WPB	13mtr	3
42	ASKA	AED I	ASKA	NUAGAM	Ccollege square	nuagam	WPB	13mtr	3
43	Aska	AED-II	KS Nagar	Budhamba	Nai Sahi	Budhaamba PSS	WPB	13mtr	30
44	Aska	AED-II	Buguda	Buguda	GSS	Buguda PSS	WPB	11mtr	30

Location Sl. No. 8

LOCATION OF 11kV INTERMEDIATE POLE

SL. NO.	NAME OF CIRCLE	NAME OF DIVISION	NAME OF SUB-DIVISION	NAME OF SECTION	NAME OF 11 KV FEEDER	From Location	To Location	TYPE OF INTERMEDIATE POLE REQUIRED (WPB/PSC)	HEIGHT OF INTERMEDIATE POLE REQUIRED	NO. OF INTERMEDIATE POLES REQ.
1	JEYPORE	JED	JESD-2	NO-1	JYP TOWN	FIRE STATION	SOURAGUDA	WPB	11mtr	6
2	JEYPORE	JED	JESD-2	NO-1	LINGARAJ NAGAR	INCOME TAX BACK SIDE	CENTRAL PARK	WPB	11mtr	10
3	JEYPORE	JED	JESD-2	NO-1	JEYPORE TOWN 2	CHANDAN BADA	JAIN MANDIR	WPB	11mtr	7
4	JEYPORE	JED	JESD-2	NO-1	JAYANAGAR	RADIO STATION	AIR QTR	WPB	11mtr	6
5	JEYPORE	JED	JESD-1	JYP No. 3	JEYPORE TOWN 1	JEYPORE STORE,POWER HOUSE 4 TH LANE	KHAJURIBANDHA	WPB	11mtr	6
6	JEYPORE	JED	JESD-1	JYP No. 3	JAYANAGAR	PSS	CHILIGUDA	WPB	11mtr	5
7	JEYPORE	JED	JESD-1	JYP No. 3	KORAPUT	JEYPORE STORE	PHD TO YELLOW BRIDGE	PSC	9mtr	9
8	JEYPORE	JED	JESD-1	JYP No. 3	GANDHI CHHAK	CANAL	CANAL 100KVA	WPB	11mtr	10
9	JEYPORE	JED	JESD-1	ESO-JYP-NO-2	LAMTAPUT TOWN	PSS	LAMTAPUT TOWN	PSC	9mtr	9
10	JEYPORE	JED	BORIGUMMA	B.SINGHPUR	Sargiguda	Ranaspur	chandalguda	PSC	9mtr	5
11	JEYPORE	JED	BORIGUMMA	B.SINGHPUR	Sargiguda	Mundaguda	ranaspur	PSC	9mtr	5
12	JEYPORE	JED	BORIGUMMA	B.SINGHPUR	Sargiguda	santoshpur	tenkar	PSC	9mtr	5
13	JEYPORE	JED	BORIGUMMA	B.SINGHPUR	MUNJA BADIGAM	tarabhatta 4 pole	Kamta	PSC	9mtr	5
14	JEYPORE	JED	BORIGUMMA	B.SINGHPUR	MUNJA BADIGAM	Khaturiguda	Bodigaon	PSC	9mtr	5
15	JEYPORE	JED	BORIGUMMA	B.SINGHPUR	MUNJA BADIGAM	Bodigaon	Nayakguda	PSC	9mtr	5
16	JEYPORE	JED	JESD-1	ESO-JYP-NO-2	KHADAPA	PSS	KHADAPA	PSC	9mtr	7
17	JEYPORE	JED	BORIGUMMA	B.SINGHPUR	MUNJA BADIGAM	Munja	chillamandi	PSC	9mtr	5
18	JEYPORE	JED	BORIGUMMA	B.SINGHPUR	Kumuli	Kumuli village	Kumuli village	PSC	9mtr	5
19	JEYPORE	JED	BORIGUMMA	B.SINGHPUR	KATHARAGADA	Gumuda PSS	Katharagada village	PSC	9mtr	5
20	JEYPORE	JED	BORIGUMMA	B.SINGHPUR	HArdali	Jodabandha tapping	Phatahandi Ab switch	PSC	9mtr	5
21	JEYPORE	MED	Balimela	Balimela	MV-35	PSS	MV-35	PSC	9mtr	5
22	JEYPORE	MED	Balimela	Balimela	Mariwada	PSS	Mariwada	PSC	9mtr	5
23	JEYPORE	MED	Balimela	Balimela	Old Korukonda	PSS	Old Korukonda	PSC	9mtr	5
24	JEYPORE	MED	Balimela	Balimela	Kamwada	PSS	Kamwada	PSC	9mtr	5
25	JEYPORE	MED	Balimela	Balimela	Sadashivpur	PSS	Sadashivpur	PSC	9mtr	5
26	JEYPORE	MED	Balimela	Balimela	Oringi	PSS	Oringi	PSC	9mtr	5
27	JEYPORE	MED	Balimela	Balimela	Mudulipada	PSS	Mudulipada	PSC	9mtr	5
28	JEYPORE	MED	Balimela	Balimela	Chitrakonda	PSS	Chitrakonda	PSC	9mtr	5
29	JEYPORE	KED	LAXMIPUR	BANDHUGAON	ALOMANDA	PSS	ALOMANDA	PSC	9mtr	5
30	JEYPORE	KED	LAXMIPUR	BANDHUGAON	NILABADI	PSS	NILABADI	PSC	9mtr	5
31	JEYPORE	KED	LAXMIPUR	BANDHUGAON	NILABADI	PSS	NILABADI	PSC	9mtr	5
32	JEYPORE	KED	LAXMIPUR	BANDHUGAON	NILABADI	PSS	NILABADI	PSC	9mtr	5
33	JEYPORE	JED	JESD-1	Boipariguda	RAMAGIRI (BOIPARIGUDA)	Boipariguda	Kenduguda	PSC	9mtr	5
34	JEYPORE	JED	JESD-1	Boipariguda	RAMAGIRI (BOIPARIGUDA)	Kenduguda	Baligon	PSC	9mtr	5
35	JEYPORE	JED	JESD-1	Boipariguda	RAMAGIRI (BOIPARIGUDA)	Baligon	Chereka	PSC	9mtr	5
36	JEYPORE	JED	BORIGUMMA	BORIGUMMA	BORIGUMMA TOWN	OLD SBI S/S	JUDGE QUARTER	PSC	9mtr	7
37	JEYPORE	JED	JESD-1	Boipariguda	RAMAGIRI (BOIPARIGUDA)	Baligon	Sindhigon	PSC	9mtr	5
38	JEYPORE	JED	JESD-1	Boipariguda	HALADIKUNDA	Siadimal	Badlibeda	PSC	9mtr	5
39	JEYPORE	JED	BORIGUMMA	BORIGUMMA	BORIGUMMA TOWN	FIRE STATION	JHILIMILI ANGANWADI	PSC	9mtr	10
40	JEYPORE	JED	JESD-1	Boipariguda	HALADIKUNDA	Badlibeda	Bhalujhola	PSC	9mtr	5
41	JEYPORE	JED	JESD-1	Boipariguda	RAMAGIRI	Ramagiri	Jhadiguda	PSC	9mtr	5
42	JEYPORE	JED	JESD-1	Boipariguda	DANDABADI	Dakrighat	Suknal	PSC	9mtr	5
43	JEYPORE	JED	JESD-1	Boipariguda	Dandabadi	Kukudighat	Siribeda	PSC	9mtr	5
44	JEYPORE	JED	JESD-1	Boipariguda	MASIGAM	Jantaput	Masigon	PSC	9mtr	5
45	JEYPORE	JED	JESD-1	Boipariguda	MASIGAM	Masigon	Denga Kusumguda	PSC	9mtr	5
46	JEYPORE	JED	JESD-1	Boipariguda	MASIGAM	Masigon	Kulimuli	PSC	9mtr	5
47	JEYPORE	JED	JESD-1	Boipariguda	RAMAGIRI (BOIPARIGUDA)	Boipariguda	Mundaguda	PSC	9mtr	5
48	JEYPORE	JED	JESD-1	Boipariguda	RAMAGIRI (BOIPARIGUDA)	Mundaguda	Doraguda	PSC	9mtr	5
49	JEYPORE	JED	JESD-1	Boipariguda	RAMAGIRI (BOIPARIGUDA)	Doraguda	Tentulipadar	PSC	9mtr	5
50	JEYPORE	JED	BORIGUMMA	BORIGUMMA	BONDAGUDA (BORIGUMMA)	BORIGUMMA PSS	SOSAHANDI	PSC	9mtr	5
51	JEYPORE	JED	BORIGUMMA	BORIGUMMA	BONDAGUDA (BORIGUMMA)	SOSAHANDI	CHATARLA	PSC	9mtr	5
52	JEYPORE	JED	BORIGUMMA	BORIGUMMA	BONDAGUDA (BORIGUMMA)	BIJAPUR	BANDIGUDA	PSC	9mtr	5
53	JEYPORE	JED	BORIGUMMA	BORIGUMMA	BONDAGUDA (BORIGUMMA)	KELAGUDA CHOWK	DUDUSAPALLA	PSC	9mtr	5
54	JEYPORE	JED	BORIGUMMA	BORIGUMMA	BONDAGUDA (BORIGUMMA)	BIJAPUR TAPPING	PUJARIGUDA	PSC	9mtr	5
55	JEYPORE	JED	BORIGUMMA	BORIGUMMA	TELENGIRI	BANABHATI AB SWITCH	RANIGADA	PSC	9mtr	5
56	JEYPORE	JED	BORIGUMMA	BORIGUMMA	TELENGIRI	NUAGUDA CHOWK	BANABHATI	PSC	9mtr	5
57	JEYPORE	JED	BORIGUMMA	BORIGUMMA	KAMARA	PORLI CHOWK	NANDARLA	PSC	9mtr	5
58	JEYPORE	JED	BORIGUMMA	BORIGUMMA	KAMARA	NANDARLA	KOILARY	PSC	9mtr	5
59	JEYPORE	JED	BORIGUMMA	BORIGUMMA	DENGAPADAR	PORSOLA	BAKTIJODI	PSC	9mtr	5
60	JEYPORE	JED	BORIGUMMA	BORIGUMMA	DENGAPADAR	PATIGAON	DENGAPADAR	PSC	9mtr	5
61	JEYPORE	JED	JESD-1	ESO-JYP-NO-2	GHATABAGRA	PSS	GHATABAGRA	PSC	9mtr	5
62	JEYPORE	JED	JESD-1	JYP No. 3	BARINIPUT RURAL	PSS	BARINIPUT RURAL	PSC	9mtr	5
63	JEYPORE	JED	JESD-1	JYP No. 3	KALAGUDA	PSS	KALAGUDA	PSC	9mtr	5
64	JEYPORE	KED	LAXMIPUR	KAKIRIGUMA	LULA	PSS	LULA	PSC	9mtr	5
65	JEYPORE	MED	MALKANGIRI	KALIMELA	KALDAPALLI	PSS	KALDAPALLI	PSC	9mtr	5
66	JEYPORE	MED	MALKANGIRI	KALIMELA	MV-96	PSS	MV-96	PSC	9mtr	5
67	JEYPORE	MED	MALKANGIRI	KALIMELA	MV-64/10	PSS	MV-64/10	PSC	9mtr	5
68	JEYPORE	MED	MALKANGIRI	KALIMELA	MV-58	PSS	MV-58	PSC	9mtr	5
69	JEYPORE	MED	MALKANGIRI	KALIMELA	MPV-83	PSS	MPV-83	PSC	9mtr	5
70	JEYPORE	MED	MALKANGIRI	KALIMELA	BHEJANGIWADA	PSS	BHEJANGIWADA	PSC	9mtr	5
71	JEYPORE	MED	MALKANGIRI	KALIMELA	PODIA TOWN	PSS	PODIA TOWN	PSC	9mtr	5
72	JEYPORE	KED	KORAPUT	KORAPUT-2	COFFEE BOARD	PSS	COFFEE BOARD	PSC	9mtr	5
73	JEYPORE	KED	KORAPUT	KORAPUT-2	COFFEE BOARD	PSS	COFFEE BOARD	PSC	9mtr	5
74	JEYPORE	KED	KORAPUT	KORAPUT-2	KOLAB NAGAR TOWN	PSS	KOLAB NAGAR TOWN	PSC	9mtr	5

Location Sl. No. 8

LOCATION OF 11kV INTERMEDIATE POLE

SL. NO.	NAME OF CIRCLE	NAME OF DIVISION	NAME OF SUB-DIVISION	NAME OF SECTION	NAME OF 11 KV FEEDER	From Location	To Location	TYPE OF INTERMEDIATE POLE REQUIRED (WPB/PSC)	HEIGHT OF INTERMEDIATE POLE REQUIRED	NO. OF INTERMEDIATE POLES REQ.
75	JEYPORE	KED	KORAPUT	KORAPUT-2	KOLAB NAGAR TOWN	PSS	KOLAB NAGAR TOWN	PSC	9mtr	5
76	JEYPORE	JED	BORIGUMMA	KOTPAD	GIRLA	GUALI	GUALI	PSC	9mtr	3
77	JEYPORE	JED	BORIGUMMA	KOTPAD	GIRLA	ASNA KHUTUGUDA	ASNA KHUTUGUDA	PSC	9mtr	3
78	JEYPORE	JED	BORIGUMMA	KOTPAD	GIRLA	AMDAMUNDA	AMDAMUNDA	PSC	9mtr	2
79	JEYPORE	JED	BORIGUMMA	KOTPAD	GIRLA	ANKULA	ANKULA	PSC	9mtr	2
80	JEYPORE	JED	BORIGUMMA	KOTPAD	GIRLA	GIRLA	GIRLA	PSC	9mtr	2
81	JEYPORE	JED	BORIGUMMA	KOTPAD	GIRLA	BIRHANDI	BIRHANDI	PSC	9mtr	2
82	JEYPORE	MED	Balimela	Balimela	Korukonda	PSS	Korukonda	PSC	9mtr	17
83	JEYPORE	JED	BORIGUMMA	KOTPAD	GIRLA	MIRIGUDA	MIRIGUDA	PSC	9mtr	2
84	JEYPORE	JED	BORIGUMMA	KOTPAD	GIRLA	SARGIGUDA	SARGIGUDA	PSC	9mtr	2
85	JEYPORE	JED	BORIGUMMA	KOTPAD	BAGDERI	HIGH SCHOOL BACK SIDE	HIGH SCHOOL BACK SIDE	PSC	9mtr	2
86	JEYPORE	JED	BORIGUMMA	KOTPAD	BAGDERI	GUTALGUDA	GUTALGUDA	PSC	9mtr	4
87	JEYPORE	JED	BORIGUMMA	KOTPAD	BAGDERI	KALIAPAR	KALIAPAR	PSC	9mtr	5
88	JEYPORE	JED	JESD-2	KUNDRA	LIMA	HERIGUDA	CHILIGUDA	PSC	9mtr	5
89	JEYPORE	JED	JESD-2	KUNDRA	KUNDRA RE	GIRLIGUDA AB SWITCH	GIRLIGUDA	PSC	9mtr	5
90	JEYPORE	JED	JESD-2	KUNDRA	KUNDRA RE	NAIKERA AB SWITCH	NAIKERA VILLAGE	PSC	9mtr	5
91	JEYPORE	JED	JESD-2	KUNDRA	KUNDRA RE	JIRAGUDA	DHADANGGUDA	PSC	9mtr	5
92	JEYPORE	JED	JESD-2	KUNDRA	BAGDERI	BAGDERI PSS	PADAMPUR AB SWITCH	PSC	9mtr	5
93	JEYPORE	JED	JESD-2	KUNDRA	BAGDERI	PADAMPUR AB SWITCH	SARGIGUDA	PSC	9mtr	5
94	JEYPORE	JED	JESD-2	KUNDRA	BAGDERI	SARGIGUDA	RAIGUDA	PSC	9mtr	5
95	JEYPORE	MED	MALKANGIRI	MALKANGIRI	CHALLANGUDA	PSS	CHALLANGUDA	PSC	9mtr	5
96	JEYPORE	MED	MALKANGIRI	MALKANGIRI	SIKHPALLY	PSS	SIKHPALLY	PSC	9mtr	5
97	JEYPORE	MED	MALKANGIRI	MALKANGIRI	MV 7	PSS	MV 7	PSC	9mtr	5
98	JEYPORE	MED	MALKANGIRI	MALKANGIRI	UDPA	PSS	UDPA	PSC	9mtr	5
99	JEYPORE	MED	MALKANGIRI	MALKANGIRI	JHARAPALLY	PSS	JHARAPALLY	PSC	9mtr	5
100	JEYPORE	MED	Balimela	Mathili	Saptadhara	PSS	Saptadhara	PSC	9mtr	5
101	JEYPORE	MED	Balimela	Mathili	Salimi	PSS	Salimi	PSC	9mtr	5
102	JEYPORE	MED	Balimela	Mathili	Pangam	PSS	Pangam	PSC	9mtr	5
103	JEYPORE	MED	Balimela	Mathili	Mendukuli	PSS	Mendukuli	PSC	9mtr	5
104	JEYPORE	MED	Balimela	Mathili	Govindpali	PSS	Govindpali	PSC	9mtr	5
105	JEYPORE	NED	NABARANGPUR	NABARANGPUR RURAL	B. MALIGUDA	PSS	B. MALIGUDA	PSC	9mtr	5
106	JEYPORE	NED	NABARANGPUR	NABARANGPUR RURAL	R.BEHERAGUDA	PSS	R.BEHERAGUDA	PSC	9mtr	5
107	JEYPORE	NED	NABARANGPUR	NABARANGPUR RURAL	DEULA	PSS	DEULA	PSC	9mtr	5
108	JEYPORE	NED	NABARANGPUR	NABARANGPUR RURAL	B.MASIGAM	PSS	B.MASIGAM	PSC	9mtr	5
109	JEYPORE	NED	NABARANGPUR	NABARANGPUR RURAL	J.N.PUR	PSS	J.N.PUR	PSC	9mtr	5
110	JEYPORE	NED	NABARANGPUR	NABARANGPUR RURAL	DAHANA	PSS	DAHANA	PSC	9mtr	5
111	JEYPORE	NED	NABARANGPUR	NABARANGPUR RURAL	SORUGUDA	PSS	SORUGUDA	PSC	9mtr	5
112	JEYPORE	NED	NABARANGPUR	NABARANGPUR RURAL	NANDAHANDI	PSS	NANDAHANDI	PSC	9mtr	5
113	JEYPORE	JED	JESD-2	RANDAPALI	Hadia	Pss	Hadia	PSC	9mtr	5
114	JEYPORE	KED	SUNABEDA	SIMILIGUDA	SORISAPADAR	PSS	SORISAPADAR	PSC	9mtr	5
115	JEYPORE	KED	SUNABEDA	SUNABEDA	NAC RURAL	PSS	NAC RURAL	PSC	9mtr	5
116	JEYPORE	KED	SUNABEDA	SUNABEDA	NAC RURAL	PSS	NAC RURAL	PSC	9mtr	5
117	JEYPORE	KED	SUNABEDA	SUNABEDA	SIMILIGUDA	PSS	SIMILIGUDA	PSC	9mtr	5
118	JEYPORE	MED	Balimela	Balimela	Balimela Town	PSS	Balimela Town	PSC	9mtr	18
119	JEYPORE	KED	KORAPUT	KORAPUT NO-2	CHAPPER	PSS	CHAPPER	PSC	9mtr	18
120	JEYPORE	NED	NABARANGPUR	NABARANGPUR	TOWN -1	PSS	Town	WPB	11mtr	5
121	JEYPORE	NED	NABARANGPUR	NABARANGPUR	TOWN -2	PSS	Town	WPB	11mtr	5
122	JEYPORE	NED	UMERKOTE	UMERKOTE	UMERKOTE TOWN	NEAR SWAIN COLONY	NEAR SWAIN COLONY	PSC	9mtr	5
123	JEYPORE	NED	UMERKOTE	UMERKOTE	UMERKOTE TOWN	NEAR NEW BUS STAND	NEAR NEW BUS STAND	PSC	9mtr	5
124	JEYPORE	NED	UMERKOTE	UMERKOTE	UMERKOTE TOWN	ELECTRIC OFFICE BACK SIDE	ELECTRIC OFFICE BACK SIDE	PSC	9mtr	5
125	JEYPORE	NED	UMERKOTE	UMERKOTE	UMERKOTE TOWN	JHARIGAON ROAD	JHARIGAON ROAD	PSC	9mtr	5
126	JEYPORE	NED	UMERKOTE	UMERKOTE	UMERKOTE TOWN	GURUKRUPA SCHOOL BACK SIDE	GURUKRUPA SCHOOL BACK SIDE	PSC	9mtr	5
127	JEYPORE	NED	UMERKOTE	UMERKOTE	UMERKOTE TOWN	TIKIRA SAHI	TIKIRA SAHI	PSC	9mtr	5
128	JEYPORE	NED	UMERKOTE	UMERKOTE	UMERKOTE TOWN	DONGIRI SAHI	DONGIRI SAHI	PSC	9mtr	5
129	JEYPORE	NED	UMERKOTE	UMERKOTE	DNK	DONGRIGUDA	DONGRIGUDA	PSC	9mtr	5
130	JEYPORE	JED	BORIGUMMA	BORIGUMMA	BORIGUMMA TOWN	SUNARBADA	SUNARBADA	PSC	9mtr	7
131	Rayagada	GED	Gunupur	Gunupur- Rural	Jaltar	Singhapur	Stone cruser	PSC	9mtr	2
132	Rayagada	GED	Gunupur	Gunupur- Rural	Jaltar	Tolosampini village	Tolosampini village	PSC	9mtr	3
133	Rayagada	GED	Gumuda	Gumuda	Subdrapur	Subdrapur	Bharali	WPB	11mtr	5
134	Rayagada	GED	Gumuda	Gumuda	Naira	KHALOGUMUDA	Konapadu	WPB	11mtr	5
135	Rayagada	GED	Gumuda	Gumuda	Naira	Dairyenga guda	ambulance	WPB	11mtr	5
136	Rayagada	GED	Gumuda	Gudari	Dhepaguda	Dangergudi guda	Dangergudi guda	PSC	9mtr	5
137	Rayagada	GED	Gumuda	Gudari	Dhepaguda	poding branch	poding branch	PSC	9mtr	5
138	Rayagada	GED	Gumuda	Ramanaguda	Ramanaguda	Ramanaguda pss to	devaga village	PSC	9mtr	5
139	Rayagada	GED	Gumuda	Ramanaguda	Tandikona	Kanpolice to	dampolice	PSC	9mtr	5
140	Rayagada	GED	Gumuda	Ramanaguda	Suludi	Depaguda to	suludi chak	PSC	9mtr	5
141	Rayagada	GED	Gumuda	Ramanaguda	Suludi	Suludi to	gota	PSC	9mtr	5
142	Rayagada	GED	Gumuda	Ramanaguda	Suludi	Suludi to	garanda	PSC	9mtr	5
143	Rayagada	GED	Gumuda	Ramanaguda	Suludi	Gulundi chakko	sursa padar	PSC	9mtr	5
144	Rayagada	GED	Gumuda	Ramanaguda	Suludi	Ramanaguda pss	dangubadi	PSC	9mtr	5
145	Rayagada	GED	Gumuda	Ramanaguda	Bangi	Ramanaguda pss	Bangi	PSC	9mtr	5
146	Rayagada	GED	Gumuda	Ramanaguda	Bangi	Near sunbangi	Near sunbangi	PSC	9mtr	5
147	Rayagada	GED	Gumuda	Ramanaguda	Bangi	Nalabangi	Nalabangi	PSC	9mtr	5
148	Rayagada	GED	Gumuda	Ramanaguda	Bangi	Bangi chak to	pankam	PSC	9mtr	5

Location Sl. No. 8

LOCATION OF 11kV INTERMEDIATE POLE

SL. NO.	NAME OF CIRCLE	NAME OF DIVISION	NAME OF SUB-DIVISION	NAME OF SECTION	NAME OF 11 KV FEEDER	From Location	To Location	TYPE OF INTERMEDIATE POLE REQUIRED (WPB/PSC)	HEIGHT OF INTERMEDIATE POLE REQUIRED	NO. OF INTERMEDIATE POLES REQ.
149	Rayagada	GED	Gumuda	Ramanaguda	Palupai	Pariketi to	palupai	PSC	9mtr	5
150	Rayagada	GED	Gumuda	Ramanaguda	Mukundpur	PSS to	narangbadi	PSC	9mtr	5
151	Rayagada	GED	Gumuda	Ramanaguda	Mukundpur	mukundpur to	damani guda	PSC	9mtr	5
152	Rayagada	GED	Gumuda	Ramanaguda	Lalbi	rekhapadar	rekhapadar	PSC	9mtr	5
153	Rayagada	GED	Gumuda	Ramanaguda	Lalbi	Hatikhamba to	jhanguda padar	PSC	9mtr	5
154	Rayagada	GED	Gumuda	Ramanaguda	Lalbi	Jhanguda padar to	rekha padar	PSC	9mtr	5
155	Rayagada	GED	Gumuda	Ramanaguda	Lalbi	Rekhapadar to	Kinarmoda	PSC	9mtr	5
156	Rayagada	GED	Gumuda	Ramanaguda	Lalbi	Kinarimoda to	Boringipai	PSC	9mtr	5
157	Rayagada	GED	Gumuda	Ramanaguda	Lalbi	Norindipai to	pandratala	PSC	9mtr	5
158	Rayagada	GED	Gumuda	Ramanaguda	Lalbi	Kinaramoda to	jhileiguda	PSC	9mtr	5
159	Rayagada	GED	Gumuda	Ramanaguda	Lalbi	Jhilieguda to	Bhoimoda	PSC	9mtr	5
160	Rayagada	GED	Gumuda	Ramanaguda	Jhoradi	Keunjhari to	KUDALIMA	PSC	9mtr	5
161	Rayagada	GED	Gumuda	Ramanaguda	Jhoradi	Rabati to	bagudi	PSC	9mtr	5
162	Rayagada	GED	Gumuda	Ramanaguda	Jhoradi	Minajhola to	jharadi	PSC	9mtr	5
163	Rayagada	GED	Gumuda	Ramanaguda	Jhoradi	Bamunipinda to	Surupichhak	PSC	9mtr	5
164	Rayagada	GED	Gumuda	Ramanaguda	Bankili	Surupichhak to	sikabadi	PSC	9mtr	5
165	Rayagada	GED	Gumuda	Ramanaguda	Bankili	saragibai to	Padampur	PSC	9mtr	5
166	Rayagada	GED	Gumuda	Ramanaguda	Bankili	Bankili to	Saragibai	PSC	9mtr	5
167	Rayagada	GED	Gunupur	Gunupur- Rural	Gadhiyakhala	Gadhiyakhala	Gadhiyakhala	PSC	9mtr	5
168	Rayagada	GED	Gunupur	Gunupur- Rural	Kulsing	Kulsing	Near Kulsing Village	PSC	9mtr	5
169	Rayagada	GED	Gunupur	Gunupur- Rural	Puttasing	Puttasing	Near Puttasing	PSC	9mtr	5
170	Rayagada	GED	Gumuda	Padampur	Padampur	Padampur town	Padampur town	PSC	9mtr	5
171	Rayagada	GED	Gumuda	Padampur	Dakasikula	Dambo sora	dakasikula AB switch	PSC	9mtr	5
172	RAYAGADA	PKED	R.UDAYAGIRI	R.UDAYAGIRI	MANGARAJPUR	TARALASING TO	ALAMA	PSC	9mtr	8
173	RAYAGADA	PKED	R.UDAYAGIRI	R.UDAYAGIRI	MANGARAJPUR	ALAMA TO	JAMUDOL	PSC	9mtr	9
174	RAYAGADA	PKED	R.UDAYAGIRI	R.UDAYAGIRI	MANGARAJPUR	JAMUDOL TO	BALIGUMA	PSC	9mtr	10
175	RAYAGADA	PKED	R.UDAYAGIRI	R.UDAYAGIRI	MANGARAJPUR	SUBALADA CHAKA	GAMANGASAHI	PSC	9mtr	5
176	RAYAGADA	PKED	R.UDAYAGIRI	R.UDAYAGIRI	SAMBALPUR	PARIVETA TO	PUSPANGA	PSC	9mtr	10
177	RAYAGADA	PKED	R.UDAYAGIRI	R.UDAYAGIRI	SAMBALPUR	SARALAPADAR TO	RUBUDISING	PSC	9mtr	10
178	Rayagada	PKED	Uppalada	ESO Garabandha	Labanyagada	Daspur village	Daspur village cutpoint	PSC	9mtr	5
179	Rayagada	PKED	Uppalada	ESO Garabandha	Labanyagada	Gurupadu	gurupadu village	PSC	9mtr	5
180	Rayagada	PKED	Uppalada	ESO Garabandha	Labanyagada	Badahansa Cutpoint	Badahansa temple	PSC	9mtr	5
181	Rayagada	PKED	Uppalada	ESO Garabandha	Gandahati	Andarjhola	Singipur	PSC	9mtr	5
182	Rayagada	PKED	Uppalada	ESO Garabandha	Gandahati	Badasahi	Munising	PSC	9mtr	5
183	Rayagada	PKED	Uppalada	ESO Garabandha	Deula	Khinchilingi cutpoint	Anandapur cutpoint	PSC	9mtr	5
184	Rayagada	PKED	Uppalada	ESO Garabandha	Deula	Deula cutpoint	Deula village	WPB	11mtr	5
185	Rayagada	PKED	Uppalada	ESO Garabandha	Deula	Anandapur Village	Anandapur cutpoint(Branch line	WPB	11mtr	5
186	Rayagada	PKED	Uppalada	ESO Garabandha	Deula	Gangabada ABS	Gangabada Village	WPB	11mtr	5
187	Rayagada	PKED	Uppalada	ESO Garabandha	Gurandi	Gulagaon	Gurandi Main road	PSC	9mtr	5
188	Rayagada	PKED	Uppalada	ESO Garabandha	Magada	Soura gosani	Soura cutpoint	PSC	9mtr	5
189	RAYAGADA	PKED	UPPALADA	UPPALADA	BAGHASALA	PSS	BAGHASALA	PSC	9mtr	5
190	RAYAGADA	PKED	UPPALADA	UPPALADA	JITM	PSS	JITM	PSC	9mtr	5
191	RAYAGADA	PKED	UPPALADA	UPPALADA	UPPALADA	PSS	UPPALADA	PSC	9mtr	5
192	RAYAGADA	PKED	R.UDAYGIRI	KHAJURIPADA	TITISING	BAROI	SINSIMBA	PSC	9mtr	5
193	RAYAGADA	PKED	R.UDAYGIRI	KHAJURIPADA	TITISING	BORIAL	JANGALA	PSC	9mtr	5
194	RAYAGADA	PKED	R.UDAYGIRI	KHAJURIPADA	KEREDANGA	NUAGADA	KEREDANGA	PSC	9mtr	5
195	RAYAGADA	PKED	R.UDAYGIRI	KHAJURIPADA	KEREDANGA	GOBINDAPUR	ANTARADA	PSC	9mtr	5
196	Rayagada	RED	Bissamcuttack	Bissamcuttack	Dakuluguda-I	Near JMFC qtr.	Near JMFC qtr.	PSC	9mtr	5
197	Rayagada	RED	Bissamcuttack	Bissamcuttack	Dakuluguda-I	Back side of Baxi Jagabandhu colony	Back side of Baxi Jagabandhu colony	PSC	9mtr	5
198	Rayagada	RED	Bissamcuttack	Bissamcuttack	Dakuluguda-I	Back side of Baxi Jagabandhu colony	Back side of Baxi Jagabandhu colony	PSC	9mtr	5
199	Rayagada	RED	Bissamcuttack	Bissamcuttack	Dakuluguda-I	Way	Nuagada	PSC	9mtr	5
200	Rayagada	RED	Bissamcuttack	Bissamcuttack	Dakuluguda-I	Between Dukum & Jugapadar	Between Dukum & Jugapadar	PSC	9mtr	5
201	Rayagada	RED	Bissamcuttack	Bissamcuttack	Dakuluguda-I	Panaspadar	Panaspadar	PSC	9mtr	5
202	RAYAGADA	RED	RAYAGADA	JK PUR	KOLNARA	G LELIBADI	LEKAPAIU	PSC	9mtr	10
203	RAYAGADA	RED	RAYAGADA	JK PUR	KOLNARA	GHODABADI	MATIKESWARI	PSC	9mtr	10
204	RAYAGADA	RED	THERUBALI	KASIPUR	TIKIRI RURAL	SOROSHAPADAR PSS	DISHARIGUDA VILLAGE	PSC	9mtr	2
205	RAYAGADA	RED	THERUBALI	KASIPUR	KUCHEIPADAR	NUAPADA PSS	PUKESH	PSC	9mtr	3
206	RAYAGADA	RED	THERUBALI	KASIPUR	KUCHEIPADAR	RANGANSIL AB SWIGTCH	BELAGACHHATUNDA VILLAGE	PSC	9mtr	1
207	RAYAGADA	RED	THERUBALI	KASIPUR	GORAKHAPUR	KASIPUR PSS	BASANGMALI AB SWITCH	PSC	9mtr	1
208	RAYAGADA	RED	THERUBALI	KASIPUR	GORAKHAPUR	HADIGUDA AB SWITCH	TIKRAPADA VILLAGE	PSC	9mtr	2
209	RAYAGADA	RED	THERUBALI	KASIPUR	GORAKHAPUR	TELENGIRI AB SWITCH	RANJUGUDA VILLAGE	PSC	9mtr	1
210	RAYAGADA	RED	THERUBALI	KASIPUR	GORAKHAPUR	LIMADAR CUT POINT	LIMADAR VILLAGE	PSC	9mtr	3
211	RAYAGADA	RED	THERUBALI	KASIPUR	CHANDRAGIRI	KUPAKHAL AB SWITCH	KARANJAKUPAKHAL	PSC	9mtr	3
212	Rayagada	RED	Rayagada	Rayagada-I	Industrial	Seriguda Pss	OMC Barijhola	WPB	11mtr	5
213	Rayagada	RED	Rayagada	Rayagada-I	Town-1	Seriguda Pss	Sriram Nagar	WPB	11mtr	5
214	Rayagada	RED	Rayagada	Rayagada-I	Town-1	Seriguda Pss	Medical	WPB	11mtr	5
215	Rayagada	RED	Therubali	Sikarpai	Hatimunda	Pujariguda	Dhamunipanga	PSC	9mtr	5
216	Rayagada	RED	Therubali	Sikarpai	Dunduli	Tandipur	Sankesu	PSC	9mtr	5
217	RAYAGADA	RED	RAYAGADA	JK PUR	KOLNARA	RADANGI	SIKABADI	PSC	9mtr	5
218	RAYAGADA	RED	RAYAGADA	JK PUR	PENTA	AMALABHATA PSS	JHINIJILIBADI	PSC	9mtr	5
219	RAYAGADA	RED	RAYAGADA	JK PUR	PENTA	PENTA	BAPUJINAGAR	PSC	9mtr	5
220	RAYAGADA	RED	RAYAGADA	JK PUR	THERUBALI KOLNARA	PINDAPADAR CHOWK	GUNAKHAL AB	PSC	9mtr	5
221	RAYAGADA	RED	RAYAGADA	JK PUR	THERUBALI KOLNARA	GUNAKHAL AB	DAKULUGUDA	PSC	9mtr	5

Location Sl. No. 8

LOCATION OF 11kV INTERMEDIATE POLE

SL. NO.	NAME OF CIRCLE	NAME OF DIVISION	NAME OF SUB-DIVISION	NAME OF SECTION	NAME OF 11 KV FEEDER	From Location	To Location	TYPE OF INTERMEDIATE POLE REQUIRED (WPB/PSC)	HEIGHT OF INTERMEDIATE POLE REQUIRED	NO. OF INTERMEDIATE POLES REQ.
222	Rayagada	RED	Rayagada	RURAL	JHIMIDIPETA	PSS	JHIMIDIPETA	PSC	9mtr	5
223	Rayagada	RED	Rayagada	RURAL	JAGARNNATH	PSS	JAGARNNATH	PSC	9mtr	5
224	Rayagada	RED	Rayagada	RURAL	RAYAGADA BACK	PSS	RAYAGADA BACK	PSC	9mtr	5
225	Rayagada	RED	Rayagada	RURAL	LAXMIPUR	PSS	LAXMIPUR	PSC	9mtr	5
226	RAYAGADA	RED	THERUBALI	KASIPUR	SUNGER	KASIPUR PSS	TENTULIPADA	PSC	9mtr	2
227	RAYAGADA	RED	THERUBALI	KASIPUR	DONGASIL	KASIPUR PSS	NUAGAM	PSC	9mtr	5
228	RAYAGADA	RED	THERUBALI	KASIPUR	GORAKHAPUR	KASIPUR PSS	BASANGMALI AB SWITCH	PSC	9mtr	1
229	RAYAGADA	RED	THERUBALI	KASIPUR	GORAKHAPUR	HADIGUDA AB SWITCH	TIKRAPADA VILLAGE	PSC	9mtr	2
230	RAYAGADA	RED	THERUBALI	KASIPUR	GORAKHAPUR	TELENGIRI AB SWITCH	RANJUGUDA VILLAGE	PSC	9mtr	1
231	Rayagada	RED	Rayagada	Rayagada-I	Industrial	Seriguda Pss	OMC Barijhola	WPB	11mtr	5
232	Rayagada	RED	Rayagada	Rayagada-I	Town-1	Seriguda Pss	Sriram Nagar	WPB	11mtr	5
233	Rayagada	RED	Rayagada	Rayagada-I	Town-1	Seriguda Pss	Medical	WPB	11mtr	5
234	RAYAGADA	RED	Rayagada	JK PUR	KOLNARA	RADANGI	SIKABADI	PSC	9mtr	5
235	RAYAGADA	RED	Rayagada	JK PUR	PENTA	AMALABHATA PSS	JHINJILIBADI	PSC	9mtr	5
236	RAYAGADA	RED	Rayagada	JK PUR	PENTA	PENTA	BAPUJINAGAR	PSC	9mtr	5
237	RAYAGADA	RED	Rayagada	JK PUR	THERUBALI KOLNARA	PINDAPADAR CHOWK	GUNAKHAL AB	PSC	9mtr	5
238	RAYAGADA	RED	Rayagada	JK PUR	THERUBALI KOLNARA	GUNAKHAL AB	DAKULUGUDA	PSC	9mtr	5
239	Rayagada	RED	Therubali	Sikarpai	Dunduli	Keutaguda pss	Antamada gate	PSC	9mtr	5
240	Rayagada	RED	Therubali	Sikarpai	Revolkona	Maudiguda	Emaliguda	PSC	9mtr	4
241	Rayagada	RED	Therubali	Sikarpai	Revolkona	Kaltiguda	Revolkona	PSC	9mtr	3
242	Rayagada	RED	Therubali	Sikarpai	Revolkona	Keutaguda pss	Darbada village	PSC	9mtr	4
243	Rayagada	RED	Therubali	Sikarpai	Antamada	Sikarpai pss	Dhamalima	PSC	9mtr	5
244	Rayagada	RED	Therubali	Sikarpai	Antamada	Belkona	Bheja	PSC	9mtr	5
245	Rayagada	RED	Therubali	Sikarpai	Seriguma	Bhalumaska	seriguma	PSC	9mtr	5
246	Rayagada	RED	Therubali	Sikarpai	Krishnapatraguda	siva temple	Kansur school	PSC	9mtr	5
247	Rayagada	RED	Therubali	Sikarpai	Krishnapatraguda	Siva temple	Krishnapatraguda	PSC	9mtr	5
248	Rayagada	RED	Therubali	Sikarpai	Majhiguda	Sikarpai pss	Budaguda	PSC	9mtr	5
249	Rayagada	RED	Therubali	Sikarpai	Majhiguda	Budaguda	majhiguda	PSC	9mtr	5
250	Rayagada	RED	Therubali	Sikarpai	Majhiguda	Majhiguda	pujariguda	PSC	9mtr	5
251	Rayagada	RED	Therubali	Sikarpai	Majhiguda	Pujariguda	Binispur	PSC	9mtr	5
252	Rayagada	RED	Therubali	Sikarpai	Majhiguda	Pujariguda	Jagannthapur	PSC	9mtr	5
253	Rayagada	RED	Therubali	Sikarpai	Majhiguda	Gopalpur	duluniguda	PSC	9mtr	5
254	Rayagada	RED	Therubali	Sikarpai	Majhiguda	Balipadar	Nimajhola	PSC	9mtr	5
255	Rayagada	RED	Therubali	Sikarpai	Majhiguda	Manariguda	dimbiribadi	PSC	9mtr	5
256	Rayagada	RED	Therubali	Sikarpai	Majhiguda	Binispur	Routapardiguda	PSC	9mtr	5
257	Rayagada	RED	Therubali	Sikarpai	Majhiguda	Laxmipur	Polama	PSC	9mtr	5
258	Rayagada	RED	Therubali	Sikarpai	Majhiguda	Polama	papikona	PSC	9mtr	5
259	Rayagada	RED	Therubali	Sikarpai	Majhiguda	Papikona	pidua	PSC	9mtr	5
260	Rayagada	RED	Therubali	Sikarpai	Majhiguda	Bandhakaranja	podibhata	PSC	9mtr	5
261	Rayagada	RED	Therubali	Sikarpai	Sulipadar	Kenduguda	Dinatodra	PSC	9mtr	5
262	Rayagada	RED	Therubali	Sikarpai	Sulipadar	Narayanpur	Karapa	PSC	9mtr	5
263	Rayagada	RED	Therubali	Sikarpai	Hatimunda	Domalima	bamanguda	PSC	9mtr	5
264	Rayagada	RED	Therubali	Sikarpai	Hatimunda	Khorjoda	Singari	PSC	9mtr	5
265	Rayagada	RED	Therubali	Sikarpai	Hatimunda	singari	hatimunda	PSC	9mtr	5
266	Rayagada	RED	Therubali	Sikarpai	Hatimunda	Devagiri	pujariguda	PSC	9mtr	5
267	Rayagada	RED	Therubali	Sikarpai	Hatimunda	pujariguda	kadabhata	PSC	9mtr	5
268	Rayagada	RED	Therubali	Sikarpai	Hatimunda	kadabhta	dhamnipanga	PSC	9mtr	5
269	Rayagada	RED	Therubali	Sikarpai	Hatimunda	dhamunipanga	pedipadar	PSC	9mtr	5
270	Rayagada	RED	Bissamcuttack	Muniguda	Dahikhala Back	PSS	Dahikhala Back	PSC	9mtr	5
271	Rayagada	RED	Bissamcuttack	Muniguda	Kutragada	PSS	Kutragada	PSC	9mtr	5
272	RAYAGADA	RED	THERUBALI	KASIPUR	TIKIRI RURAL	PSS	TIKIRI RURAL	PSC	9mtr	5
273	RAYAGADA	RED	THERUBALI	KASIPUR	KUCHEIPADAR	PSS	KUCHEIPADAR	PSC	9mtr	5
274	RAYAGADA	RED	THERUBALI	KASIPUR	NUAPADA	PSS	NUAPADA	PSC	9mtr	5
275	RAYAGADA	RED	THERUBALI	KASIPUR	GORAKHAPUR	PSS	GORAKHAPUR	PSC	9mtr	5
276	RAYAGADA	RED	THERUBALI	KASIPUR	CHANDRAGIRI	PSS	CHANDRAGIRI	PSC	9mtr	5
277	RAYAGADA	RED	THERUBALI	KASIPUR	SUNGER	PSS	SUNGER	PSC	9mtr	5
278	RAYAGADA	RED	THERUBALI	KASIPUR	DANGASIL	PSS	DANGASIL	PSC	9mtr	5
279	RAYAGADA	RED	Rayagada	Rayagada Rural	Jagannathpur	Beheraguda to Pujaribamboo	Beheraguda	PSC	9mtr	5
280	RAYAGADA	RED	Rayagada	Rayagada Rural	Gumma	Seriguda PSS to Barijhola	Alum	PSC	9mtr	5
281	RAYAGADA	RED	Rayagada	Rayagada Rural	Jimidipeta	Banapur to Hansa	Banapur	PSC	9mtr	5
282	RAYAGADA	RED	Rayagada	Rayagada Rural	Champikota	Kanchikavalsa jun to Kanchikavalsa village	Kanchakivalsa	PSC	9mtr	10
283	RAYAGADA	RED	Rayagada	Rayagada Rural	Champikota	Kanchikavalsa village to Billesu	Kanchakivalsa	PSC	9mtr	15
284	RAYAGADA	RED	Rayagada	Rayagada Rural	Champikota	Champikota to Erukubadi	Champikota	PSC	9mtr	15
285	RAYAGADA	RED	Rayagada	Rayagada Rural	Rupkana	Rapkona to Kumbhikota	kumbhikota	PSC	9mtr	10
286	RAYAGADA	RED	Rayagada	Rayagada Rural	Rupkana	Kumbhikota to Nakiti	kumbhikota	PSC	9mtr	4
287	RAYAGADA	RED	Bissamcuttack	Bissamcuttack	RK MISSION	GARADI	GANTHIKHAL	PSC	9mtr	5
288	RAYAGADA	RED	Bissamcuttack	Bissamcuttack	Bissamcuttack Rural	Between Borikhal & Kankubadi	Between Borikhal & Kankubadi	PSC	9mtr	5
289	RAYAGADA	RED	Bissamcuttack	Bissamcuttack	DAKULIGUDA-1	PONGILI	TALAGHUSURI	PSC	9mtr	5
290	RAYAGADA	RED	Bissamcuttack	Bissamcuttack	DAKULIGUDA-1	SANYASIGUDA	SURAGUDA	PSC	9mtr	5
291	RAYAGADA	RED	Bissamcuttack	Bissamcuttack	DAKULIGUDA-1	SAHADA	DANGAGUDA	PSC	9mtr	5
292	RAYAGADA	RED	Bissamcuttack	Bissamcuttack	DAKULIGUDA-1	NIRGUNDI	MUNDA	PSC	9mtr	5
293	RAYAGADA	RED	Bissamcuttack	Bissamcuttack	Durgi	Mundipadar	Mundipadar	PSC	9mtr	5
294	RAYAGADA	RED	Bissamcuttack	Bissamcuttack	Durgi	Konabai main road	Konabai main road	PSC	9mtr	5
295	RAYAGADA	RED	Bissamcuttack	Bissamcuttack	Kumardhamuni	Haduguda	Haduguda	PSC	9mtr	5

Location Sl. No. 8

LOCATION OF 11kV INTERMEDIATE POLE

SL. NO.	NAME OF CIRCLE	NAME OF DIVISION	NAME OF SUB-DIVISION	NAME OF SECTION	NAME OF 11 KV FEEDER	From Location	To Location	TYPE OF INTERMEDIATE POLE REQUIRED (WPB/PSC)	HEIGHT OF INTERMEDIATE POLE REQUIRED	NO. OF INTERMEDIATE POLES REQ.
296	RAYAGADA	RED	Bissamcuttack	Bissamcuttack	DAKULIGUDA-1	NIRGUNDI	TANKAPUDRA	PSC	9mtr	5
297	RAYAGADA	RED	Bissamcuttack	Bissamcuttack	DAKULIGUDA-1	SARTELI SQUARE	SARTELI VILLAGE	PSC	9mtr	5
298	Aska	AED-II	Buguda	Buguda	Buguda Town	19.80616021	84.79773827	WPB	11mtr	1
299	Aska	AED-II	Buguda	Buguda	Buguda Town	19.80259445	84.77501168	WPB	11mtr	1
300	Aska	AED-II	Buguda	Buguda	Buguda Town	19.81883246	84.80082051	WPB	11mtr	1
301	Aska	AED-II	Buguda	Buguda	Buguda Town	19.82622805	84.79993936	WPB	11mtr	1
302	Aska	AED-II	Buguda	Buguda	Buguda Town	19.80627314	84.79886312	WPB	11mtr	1
303	Aska	AED-II	Buguda	Buguda	Buguda Town	19.80455019	84.79184814	WPB	11mtr	1
304	Aska	AED-II	Buguda	Buguda	Buguda Town	19.80432630	84.77687403	WPB	11mtr	1
305	Aska	AED-II	Buguda	Buguda	Buguda Town	19.80980451	84.78371689	WPB	11mtr	1
306	Aska	AED-II	Buguda	Buguda	Buguda Town	19.80582806	84.80694965	WPB	11mtr	1
307	Aska	AED-II	Buguda	Buguda	Buguda Town	19.80432779	84.77687763	WPB	11mtr	1
308	Aska	AED-II	Buguda	Buguda	Buguda Town	19.80739737	84.80115607	WPB	11mtr	1
309	Aska	AED-II	Buguda	Buguda	Buguda Town	19.81647284	84.80192485	WPB	11mtr	1
310	Aska	AED-II	Buguda	Buguda	Buguda Town	19.80201501	84.77440872	WPB	11mtr	1
311	Aska	AED-II	Buguda	Buguda	Buguda Town	19.80480511	84.77738786	WPB	11mtr	1
312	Aska	AED-II	Buguda	Buguda	Buguda Town	19.80782827	84.78828717	WPB	11mtr	1
313	Aska	AED-II	Buguda	Buguda	Buguda Town	19.80969107	84.78335208	WPB	11mtr	1
314	Aska	AED-II	Buguda	Buguda	Buguda Town	19.80725772	84.80349761	WPB	11mtr	1
315	Aska	AED-II	Buguda	Buguda	Buguda Town	19.81829562	84.80166775	WPB	11mtr	1
316	Aska	AED-II	Buguda	Buguda	Buguda Town	19.80109602	84.79788043	WPB	11mtr	1
317	Aska	AED-II	Buguda	Buguda	Buguda Town	19.81821803	84.80666605	WPB	11mtr	1
318	Aska	AED-II	Buguda	Buguda	Buguda Town	19.81906161	84.79816575	WPB	11mtr	1
319	Aska	AED-II	Buguda	Buguda	Buguda Town	19.80201609	84.77440773	WPB	11mtr	1
320	Aska	AED-II	Buguda	Buguda	Buguda Town	19.81754168	84.80776915	WPB	11mtr	1
321	Aska	AED-II	Buguda	Buguda	Buguda Town	19.81427398	84.80511540	WPB	11mtr	1
322	Aska	AED-II	Buguda	Buguda	Buguda Town	19.80480431	84.77738872	WPB	11mtr	1
323	Aska	AED-II	Buguda	Buguda	Buguda Town	19.82205252	84.80625970	WPB	11mtr	1
324	Aska	AED-II	Buguda	Buguda	Buguda Town	19.81828079	84.81452592	WPB	11mtr	1
325	Aska	AED-II	Buguda	Buguda	Buguda Town	19.81751306	84.80831259	WPB	11mtr	1
326	Aska	AED-II	Buguda	Buguda	Buguda Town	19.80313113	84.77558342	WPB	11mtr	1
327	Aska	AED-II	Buguda	Buguda	Buguda Town	19.80093288	84.77324850	WPB	11mtr	1
328	Aska	AED-II	Buguda	Buguda	Buguda Town	19.80174017	84.79793810	WPB	11mtr	1
329	Aska	AED-II	Buguda	Buguda	Buguda Town	19.81931079	84.79427252	WPB	11mtr	1
330	Aska	AED-II	Buguda	Buguda	Buguda Town	19.80344076	84.79767591	WPB	11mtr	1
331	Aska	AED-II	Buguda	Buguda	Buguda Town	19.81859968	84.81884596	WPB	11mtr	1
332	Aska	AED-II	Buguda	Buguda	Buguda Town	19.80735974	84.80256918	WPB	11mtr	1
333	Aska	AED-II	Buguda	Buguda	Buguda Town	19.81003822	84.78592784	WPB	11mtr	1
334	Aska	AED-II	K S Nagar	K S Nagar	Ks Nagar Town	19.58145047	84.75316299	WPB	11mtr	1
335	Aska	AED-II	K S Nagar	K S Nagar	Ks Nagar Town	19.58270689	84.75351505	WPB	11mtr	1
336	Aska	AED-II	K S Nagar	K S Nagar	Ks Nagar Town	19.58966059	84.75330882	WPB	11mtr	1
337	Aska	AED-II	K S Nagar	K S Nagar	Ks Nagar Town	19.59027605	84.75277707	WPB	11mtr	1
338	Aska	AED-II	K S Nagar	K S Nagar	Ks Nagar Town	19.59050269	84.75140981	WPB	11mtr	1
339	Aska	AED-II	K S Nagar	K S Nagar	Ks Nagar Town	19.58479949	84.75394252	WPB	11mtr	1
340	Aska	AED-II	K S Nagar	K S Nagar	Ks Nagar Town	19.59072222	84.75020785	WPB	11mtr	1
341	Aska	AED-II	K S Nagar	Budhamba	Gudiali	19.56553518	84.79207311	WPB	11mtr	1
342	Aska	AED-II	K S Nagar	K S Nagar	Gudiali	19.53260569	84.74849995	WPB	11mtr	1
343	Aska	AED-II	K S Nagar	Budhamba	Gudiali	19.56754566	84.80408672	WPB	11mtr	1
344	Aska	AED-II	K S Nagar	Budhamba	Gudiali	19.55491150	84.80159126	WPB	11mtr	1
345	Aska	AED-II	K S Nagar	Budhamba	Gudiali	19.57237559	84.80442804	WPB	11mtr	1
346	ASKA	GSED	CHIKITI	PATRAPUR	KESARIPADA (SAGE)	19.0790,84.6639	19.0650,84.6591	PSC	9mtr	5
347	ASKA	GSED	CHIKITI	PATRAPUR	BOMKEI	19.1030,84.5745 &19.0558,84.5315	19.1288,84.5669 & 19.1147,84.5711	PSC	9mtr	5
348	ASKA	GSED	CHIKITI	CHIKITI	KRUSHNANAGAR	BHUSAPADAR AB SWITCH	BHUSAPADAR	PSC	9mtr	5
349	ASKA	GSED	CHIKITI	CHIKITI	KRUSHNANAGAR	GOPINATHPUR	HINJLIGAM	PSC	9mtr	5
350	ASKA	GSED	CHIKITI	CHIKITI	BAHANAPATI	DALAPALANKA	KHARDARA	PSC	9mtr	5
351	ASKA	GSED	CHIKITI	CHIKITI	BAHANAPATI	TENTULIA TAPPING	ULAPUR ABSWITCH	PSC	9mtr	5
352	ASKA	GSED	CHIKITI	CHIKITI	KRUSHNAPUR	BALIPADAR TAPPING	BALIPADAR	PSC	9mtr	6
353	ASKA	GSED	CHIKITI	CHIKITI	KRUSHNAPUR	KRUSHNAPUR	K.KHUDUDI	PSC	9mtr	5
354	Aska	GSED	Digapahandi	Digapahandi	Padmanavapur	19.3487,84.5708	19.3173,84.5676	PSC	9mtr	9
355	Aska	GSED	Digapahandi	Digapahandi	Kotinada	19.4204,84.6744	19.4339,84.6642	PSC	9mtr	6
356	Aska	GSED	CHIKITI	NUAPADA	NUAPADA	nuapada margadarshi school 19.2358/84.5102	budighae ab 19.2321/84.5217	PSC	9mtr	5
357	Aska	GSED	CHIKITI	NUAPADA	KHARIAGUDA	KHARIAGUDA thakurani ab 19.1750/84.4617	budianchala 19.1599/84.3866	PSC	9mtr	5
358	ASKA	GSED	DIGAPHANDI	PODAMARI	BHISMAGIRI NEW	PSS	BHISMAGIRI NEW	PSC	9mtr	10
359	Aska	GSED	Chikiti	Surangi	Surangi	19.1639, 84.5283	19.1581, 84.5305	PSC	9mtr	9
360	Aska	AED-I	Aska	ASKA	ASKA	Aska Divison office , Medical	Aska Divison office , Medical	PSC	9mtr	3
361	Aska	AED-I	Aska	ASKA	ASKA	K.s.patna,KALINGA ROAD	K.s.patna,KALINGA ROAD	PSC	9mtr	3
362	Aska	AED-I	Aska	ASKA	ASKA	Aska Divison office	Biju Patnaik	PSC	9mtr	2
363	Aska	AED-I	Nuagam	Nuagam-ll	Nuagam	Brahamanchhai	Bethasing	PSC	9mtr	3
364	Aska	AED-I	Nuagam	Nuagam-ll	Nuagam	Bethasing	Ambilapalli	PSC	9mtr	3
365	Aska	AED-I	Nuagam	Nuagam-ll	Nuagam	Bethasing	Jhadabanda	PSC	9mtr	3
366	Aska	AED-I	Nuagam	Nuagam-ll	Nuagam	Jhadabanda	Mahachhai	PSC	9mtr	3
367	Aska	AED-I	Aska	Balisira	Balisira	kamagada/ Asuraipalli/Benapata/Kespur	kamagada/ Asuraipalli/Benapata/Kespur	PSC	9mtr	3
368	Aska	AED-I	Aska	Balisira	Balisira	Nimina, Khukundia ,Kendupadar,Chatula	Nimina, Khukundia , Kendupadar, Chatula	PSC	9mtr	3
369	Aska	AED-I	Aska	Balisira	Balisira	Gunthapada,Risipur,Jagdalpur/Golabandhapalli	Gunthapada, Risipur, Jagdalpur/Golabandhapalli	PSC	9mtr	3

Location Sl. No. 8

LOCATION OF 11kV INTERMEDIATE POLE

SL. NO.	NAME OF CIRCLE	NAME OF DIVISION	NAME OF SUB-DIVISION	NAME OF SECTION	NAME OF 11 KV FEEDER	From Location	To Location	TYPE OF INTERMEDIATE POLE REQUIRED (WPB/PSC)	HEIGHT OF INTERMEDIATE POLE REQUIRED	NO. OF INTERMEDIATE POLES REQ.
370	Aska	AED-I	Aska	Balisira	Balisira	Gunthapada,Risipur,Jagdalpur/Golabandhapalli	Gunthapada, Risipur, Jagdalpur/Golabandhapalli	PSC	9mtr	7
371	Aska	AED-I	Aska	Balisira	Aska	Mangalpur, Debabhumi,Gangapur,Nabaratnapur	Mangalpur, Debabhumi, Gangapur, Nabaratnapur	PSC	9mtr	4
372	Aska	AED-I	Nuagam	Nuagam-I	Aska	PSS- Mandapada/ humki/Kumbhani	Mandapada/ humki/Kumbhani	PSC	9mtr	4
373	Aska	AED-I	Nuagam	Nuagam-I	Aska	PSS	SAMANTHAPUR	PSC	9mtr	3
374	Aska	AED-I	Nuagam	Nuagam-I	Aska	PSS	Aska NAC Waste management	PSC	9mtr	2
375	Aska	AED-I	Aska	Dharakote	Dharakote	Olamba Line AB Switch	Bakharakota	PSC	9mtr	5
376	Aska	AED-I	Aska	Dharakote	Dharakote	Block	rugume	PSC	9mtr	5
377	Aska	AED-I	Aska	Dharakote	Jahada	Jahadai	Jharapari	PSC	9mtr	7
378	Aska	AED-I	Aska	Dharakote	Dharakote	Dharakote police station	Baharpur	PSC	9mtr	2
379	Aska	AED-I	Aska	Dharakote	Dharakote	Dharakote police station	Baharpur	PSC	9mtr	3
380	Aska	AED-I	Aska	Dharakote	Khariguma	Nuagada	Khariguma	PSC	9mtr	5
381	Aska	AED-I	Aska	Dharakote	Khariguma	Bardapalli	Kariguma	PSC	9mtr	4
382	Aska	AED-I	Nuagam	Nuagam-ll	Nuagam	Kali mandir	Narayanpur	PSC	9mtr	15
383	Aska	AED-II	K S Nagar	Budhamba	Athagada Patna	Patharapali	Patharapali	PSC	9mtr	7
384	Aska	AED-II	K S Nagar	Budhamba	Badamahuri	Bahamahuri 11KV Feeder	Bahamahuri	PSC	9mtr	10
385	Aska	AED-II	Buguda	Buguda	Golia	Golamindala 11KV Line	Golamindala	PSC	9mtr	9
386	Aska	AED-II	Buguda	Buguda	Golia	Lachhipur 11KV Line	Lachhipur	PSC	9mtr	8
387	Aska	AED-II	Buguda	Buguda	Buguda Town	Buguda Badadanda	Buguda Badadanda	WPB	11mtr	7
388	Aska	AED-II	Buguda	Buguda	Karchulli	Forest Range office (infront of Girl's High School)	Forest Range office (infront of Girl's High School)	PSC	9mtr	7
389	Aska	AED-II	Buguda	Buguda	Pangidi	Solamile-Sidhharth Nagar 11KV	Solamile-Sidhharth Nagar	PSC	9mtr	7
390	Aska	AED-II	Buguda	Buguda	Karchulli	Panikewswar 11KV	Panikewswar	PSC	9mtr	8
391	Aska	AED-II	Buguda	Balipadar	Pangidi	MANIBANDHA NEAR MASANI VILLEGE	MANIBANDHA NEAR MASANI VILLEGE	PSC	9mtr	8
392	Aska	AED-II	Buguda	Balipadar	Pangidi	REDDY MILL TOWARDS SAPUAPALLI VILLAGE	REDDY MILL TOWARDS SAPUAPALLI VILLAGE	PSC	9mtr	8
393	Aska	AED-II	Buguda	Balipadar	Pangidi	PANGIDI CHHAKA	SAPUAPALLI VILLAGE ROAD	PSC	9mtr	8
394	Aska	AED-II	Buguda	Balipadar	A. Kardabadi	P D pur ws near	P D pur ws near	PSC	9mtr	8
395	Aska	AED-II	Buguda	Balipadar	Pangidi	BELAPADA	BELAPADA	PSC	9mtr	9
396	Aska	AED-II	Buguda	Balipadar	A. Kardabadi	DEHUKA	DEHUKA	PSC	9mtr	10
397	Aska	AED-II	Buguda	Balipadar	Pangidi	PANGIDI TOWARDS KANCHURU VILLAGE	PANGIDI TOWARDS KANCHURU VILLAGE	PSC	9mtr	10
398	Aska	AED-II	Buguda	Balipadar	Pangidi	KHOLAKHALI NEAR GUDIBANDHA	KHOLAKHALI NEAR GUDIBANDHA	PSC	9mtr	8
399	Aska	AED-II	Buguda	Balipadar	Pangidi	NEAR KHOLAKHALI GP OFFICE	NEAR KHOLAKHALI GP OFFICE	PSC	9mtr	8
400	Aska	AED-II	Buguda	Balipadar	Gahangu	GAHANGU NEAR MANGALA TEMPLE	GAHANGU NEAR MANGALA TEMPLE	PSC	9mtr	10
401	Aska	AED-II	Buguda	Balipadar	A. Kardabadi	PHAPALAPUR CHHAKA	D CHANDANPEDI	PSC	9mtr	10
402	Aska	AED-II	Buguda	Balipadar	A. Kardabadi	Towards Khaida village inside Jungle	Towards Khaida village inside Jungle	PSC	9mtr	9
403	Aska	AED-II	K S Nagar	Budhamba	Paikajamuna	Paikajamuna PSS	Jagabisoyi	PSC	9mtr	5
404	Aska	AED-II	K S Nagar	Budhamba	Paikajamuna	Jagabisoyi	Nimundia	PSC	9mtr	4
405	Aska	AED-II	K S Nagar	Budhamba	Paikajamuna	Gunthapada Road	Banapalli	PSC	9mtr	3
406	Aska	AED-II	Buguda	Balipadar	Gahangu	Balipadar PSS	D. Chandanpedi	PSC	9mtr	10
407	Aska	AED-II	Buguda	Balipadar	Pangidi	Pankalbadi Siba Temple	Tikarpada	WPB	11mtr	5
408	Aska	AED-II	Buguda	Buguda	Golia	Adarsha Vidyala	Marai palli- 10m	PSC	9mtr	10
409	Aska	AED-II	Buguda	Buguda	Golia	Solomile Court	4-Pole Petrol Pump	PSC	9mtr	10
410	Aska	AED-II	Buguda	Buguda	Karchulli	Near Panikeshwar 9m	Near Panikeshwar	PSC	9mtr	2
411	Aska	AED-II	Buguda	Buguda	Karchulli	Mahulapalli Village	Mahulapalli Village	PSC	9mtr	4
412	Aska	AED-II	Buguda	Buguda	Karchulli	Kardabdi Kenal	Kardabdi Kenal	PSC	9mtr	2
413	CITY	BED-1	GOPALPUR	GOPALPUR	BAXIPALLI	PSS	BAXIPALLI	PSC	9mtr	10
414	CITY	BED-1	GOPALPUR	GOPALPUR	HARIPUR	PSS	HARIPUR	PSC	9mtr	10
415	CITY	BED-1	GOPALPUR	GOPALPUR	NARAYANPUR	PSS	NARAYANPUR	PSC	9mtr	10
416	CITY	BED-1	GOPALPUR	GOPALPUR	OLD GOPALPUR	PSS	OLD GOPALPUR	PSC	9mtr	10
417	CITY	BED-1	GOPALPUR	GOPALPUR	GOPALPUR TOWN	PSS	GOPALPUR TOWN	PSC	9mtr	10
418	CITY	BED-1	GOPALPUR	Bhanjabihar	Golabandha	PSS	Golabandha	PSC	9mtr	10
419	CITY	BED-1	GOPALPUR	Bhanjabihar	karapalli	PSS	karapalli	PSC	9mtr	10
420	CITY	BED-1	GOPALPUR	Bhanjabihar	Gaunju	PSS	Gaunju	PSC	9mtr	10
421	CITY	BED-1	GOPALPUR	HEADQUARTER	JHADANKULI	NEAR NARENDRAPUR PSS	NEAR NARENDRAPUR PSS	PSC	9mtr	10
422	CITY	BED-1	GOPALPUR	HEADQUARTER	TANGANAPALLI	Tanganapalli AB Switch	Regidi Chhaka	PSC	9mtr	10
423	CITY	BED-1	GOPALPUR	HEADQUARTER	TANGANAPALLI	BACK SIDE OF NARENDRAPUR PSS	BACK SIDE OF NARENDRAPUR PSS	PSC	9mtr	10
424	CITY	BED-1	GOPALPUR	HEADQUARTER	Radar	From Narendrapur	Radar	PSC	9mtr	9
425	CITY	BED-1	GOPALPUR	HEADQUARTER	TANGANAPALLI	Balarampur	Sindurapur	PSC	9mtr	9
426	CITY	BED-1	GOPALPUR	HEADQUARTER	Narendrapur	S/S to Tail end	TAIL END	PSC	9mtr	9
427	CITY	BED-3	KANISI	JAGAPUR	GOLANTHARA	Feeder start	End	PSC	9mtr	12
428	CITY	BED-1	GOPALPUR	HEADQUARTER	Raghunathpur	S/S to Tail end	TAIL END	PSC	9mtr	9
429	CITY	BED-1	GOPALPUR	HEADQUARTER	Tatacolony	S/S to Tail end	TAIL END	PSC	9mtr	9
430	CITY	BED-3	KANISI	JAGAPUR	SOROLA	Sorola PSS	Feeder tail end	PSC	9mtr	10
431	CITY	BED-3	KANISI	JAGAPUR	SUVANI	Feeder start	End	PSC	9mtr	9
432	CITY	BED-3	Kanisi	Golanthara	SASANPADAR	SUNADEI	SINGABADI	PSC	9mtr	10
433	CITY	BED-3	Kanisi	Golanthara	SASANPADAR	SINGABADI	END(BHALIAGADA)	PSC	9mtr	10
434	CITY	BED-3	Kanisi	Golanthara	SASANPADAR	RANDHA	CHIKARADA	PSC	9mtr	10
435	CITY	BED-3	Kanisi	Golanthara	SASANPADAR	CHIKARADA	END	PSC	9mtr	10
436	CITY	BED-3	Kanisi	Golanthara	SASANPADAR	SUNADEI	BHUKTA FARM	PSC	9mtr	10
437	CITY	BED-3	Kanisi	Golanthara	NIST	PSS	NIST 4 POLE	PSC	9mtr	10
438	CITY	BED-3	Kanisi	Golanthara	NIST	NIST 4 POLE	TRUPTI DHABA	PSC	9mtr	10
439	CITY	BED-3	Kanisi	Golanthara	BHAIRABI FEEDER	BHAIRABI TEMPLE	CHINGUDIBANDHA&RAGHUNATHPUR	PSC	9mtr	12
440	CITY	BED-3	Kanisi	Golanthara	MANTRIDI TOWN	MINISTER HOUSE	PANCHAMA VILLAGE	PSC	9mtr	8
441	CITY	BED-3	SSD-4	LOCHAPADA	LOCHAPADA	NIMAKHANDI FANDI	ADISHAKTI TEMPLE	PSC	9mtr	10
442	CITY	BED-3	SSD-4	LOCHAPADA	NIMAKHANDI	NIMAKHANDI PSS	END	PSC	9mtr	10
443	CITY	BED-3	SSD-4	LOCHAPADA	BORIGAON	BORIGAON	P K CH PUR	PSC	9mtr	10

Location Sl. No. 8

LOCATION OF 11kV INTERMEDIATE POLE

SL. NO.	NAME OF CIRCLE	NAME OF DIVISION	NAME OF SUB-DIVISION	NAME OF SECTION	NAME OF 11 KV FEEDER	From Location	To Location	TYPE OF INTERMEDIATE POLE REQUIRED (WPB/PSC)	HEIGHT OF INTERMEDIATE POLE REQUIRED	NO. OF INTERMEDIATE POLES REQ.
444	CITY	BED-3	SSD-4	LOCHAPADA	BORIGAON	MAHULAPALLI SQUARE	VILLAGE END	PSC	9mtr	10
445	CITY	BED-3	SSD-4	Kukudakhandi	Ankushpur	Rai jhola Road	Laxmi stone crusher	PSC	9mtr	6
446	CITY	BED-3	SSD-4	Kukudakhandi	Kukudakhandi	PSS Kukudakhandi	Indira Awas Colony	PSC	9mtr	4
447	CITY	BED-3	SSD-4	Kukudakhandi	Kukudakhandi	Raghunathpur	Ramchandrapur	PSC	9mtr	4
448	CITY	BED-3	SSD-4	LATHI	LATHI	LATHI PANCHAYAT	KENAL ROAD	PSC	9mtr	7
449	CITY	BED-II	SSD-I	Old Berhampur	Housing Board	Dasarathi Apartment	Khaspa Sahi	WPB	11mtr	5
450	CITY	BED-II	SSD-I	Old Berhampur	Gandhi Nagar 1	Daimond Tank Road	Kanjivari Sahi,Sana Bazar Chhak	WPB	11mtr	5
451	CITY	BED-II	SSD-I	Old Berhampur	OLD Berhampur	Haridakhandi Kali Mandir	Uttaramukhi & Bauri Sukunda	WPB	11mtr	5
452	CITY	BED-II	SSD-I	Old Berhampur	Ganesh Nagar	Panchanan Nagar	LN street 12th Lane,Maluani Temple Reliance Tower	WPB	11mtr	5
453	CITY	BED-II	SSD-3	GATE BAZAR	BRAJA NAGAR	KK BEHERA DSS	KALI TEMPLE	WPB	11mtr	5
454	CITY	BED-II	SSD-I	ASKA ROAD	CITY HOSPITAL	Jagannath Vihar 3rd lane DTR	Dhanamera Street	WPB	11mtr	5
455	CITY	BED-II	SSD-I	ASKA ROAD	CITY HOSPITAL	Jagannath vihar 6th lane	Jagannath Vihar 7th lane Line AB switch	WPB	11mtr	5
456	CITY	BED-II	SSD-I	ASKA ROAD	CITY HOSPITAL	Jagannath Viahr 8th lane	Santimarg Pond	WPB	11mtr	5
457	CITY	BED-II	SSD-I	ASKA ROAD	CITY HOSPITAL	Ganapati Nagar Line AB switch	Brajaraj Nagar 500 KVA DTR	WPB	11mtr	5
458	CITY	BED-1	Medical	Ambapua	Gajapati nager	Gajapati nager 13th line	Gajapati nager 14th line	WPB	11mtr	5
459	CITY	BED-1	Medical	Ambapua	Gajapati nager	Gajapati nager 5th line	Gajapati nager 8th line	WPB	11mtr	6
460	CITY	BED-1	Medical	Ambapua	Ajadhya nager	Gajapati nager 1st line	Gajapati nager 3rd line	WPB	11mtr	5
461	CITY	BED-1	Medical	Ambapua	Ajadhya nager	Jayaprakash nager 1st line	Jayaprakash nager 2nd line	WPB	11mtr	5
462	CITY	BED-1	Medical	Ambapua	Nilanchala nager	Nilanchalanager 1st line,main road	Nilanchala nager 5th line	WPB	11mtr	5
463	CITY	BED-1	Medical	Ambapua	Nilanchala nager	Rajiv nager Masani	Main road	WPB	11mtr	5
464	CITY	BED-1	Medical	Ambapua	Nilanchala nager	Alakha nager main road	IISER Hostel	WPB	11mtr	5
465	CITY	BED-1	Medical	Ambapua	Ambapua	Bancha nidhi nager	Radha krushna temple	WPB	11mtr	5
466	CITY	BED-1	Medical	Ambapua	Ambapua	Saradha bali main road	6th line	WPB	11mtr	7
467	CITY	BED-1	Medical	Ambapua	Ambapua	Bima nager main road	3rd line	WPB	11mtr	10
468	CITY	BED-1	Medical	Ambapua	Ambapua	police colony main road	250 kva police colony	WPB	11mtr	5
469	CITY	BED-1	Medical	Ambapua	Kalimandir	Alok Nagar Main road	Mamta Apartment	WPB	11mtr	6
470	CITY	BED-1	Medical	Medical	Kamapally	PSS	Kamapally	WPB	11mtr	10
471	CITY	BED-1	Medical	Ambapua	Kalimandir	Main road	Sibananda nagar DSS	WPB	11mtr	5
472	CITY	BED-1	Medical	Ambapua	Khodasingi	Jaidurga Nagar main road	Jaidurga Nagar DSS	WPB	11mtr	5
473	CITY	BED-1	Medical	Ambapua	Khodasingi	Panda Colony Main Road	Haribandhu Apartment	WPB	11mtr	5
474	CITY	BED-3	SSD-4	LATHI	MAHUDA	BURUGAM	FARM	PSC	9mtr	10
475	CITY	BED-3	SSD-4	LATHI	MAHUDA	BANIAMARI	NIMAPALLI	PSC	9mtr	10
476	CITY	BED-3	SSD-4	LATHI	SUKUNDA	RAMAGUDA	BIKASPUR	PSC	9mtr	10
477	CITY	BED-3	SSD-4	LATHI	BALIPADA	CHADEIMARA	CHADEIMARA	PSC	9mtr	7
478	CITY	BED-3	SSD-4	LATHI	LATHI	GOPALGAON	S/S	PSC	9mtr	10
479	CITY	BED-3	SSD-4	LATHI	LATHI	G MANOHARA	VILAGE	PSC	9mtr	10
480	CITY	BED-3	SSD-4	LATHI	LATHI	KUMARPUR	KUSUMI	PSC	9mtr	10
481	CITY	BED-3	SSD-4	LATHI	LATHI	PURUNAPATNA	KANKIA	PSC	9mtr	10
482	CITY	BED-1	Industrial	Lanjipalli	Nigam Nagar	PSS	Nigam Nagar	WPB	11mtr	6
483	CITY	BED-1	Industrial	Lanjipalli	NH Ankuli	PSS	NH Ankuli	WPB	11mtr	6
484	CITY	BED-1	Industrial	Lanjipalli	Goods road	PSS	Goods road	WPB	11mtr	9
485	CITY	BED-1	Industrial	Lanjipalli	Chandimandira	PSS	Chandimandira	WPB	11mtr	7
486	Berhampur	GNED	KHALLIKOTE	KHALLIKOT	SYAMSUNDAR	PSS	TAIL END	PSC	9mtr	5
487	Berhampur	GNED	KHALLIKOTE	KHALLIKOT	KODALA REC	PSS	TAIL END	PSC	9mtr	5
488	Berhampur	GNED	KESHPUR	KESHPUR	KANHEPUR	KANDIGAON	MANIKPUR	PSC	9mtr	5
489	Berhampur	GNED	KHALLIKOTE	KESHPUR	NARAYANI	LOCHAPADA	PARINUAGAON	PSC	9mtr	5
490	Berhampur	GNED	RAMBHA	MALUD	MORADA	PSS	TAIL END	PSC	9mtr	5
491	Berhampur	GNED	RAMBHA	MALUD	K.P GADA	PSS	TAIL END	PSC	9mtr	5
492	Berhampur	GNED	RAMBHA	GANJAM	KHANDADEULI	PATHANBASA	KALACHUAGOURI	PSC	9mtr	5
493	Berhampur	GNED	RAMBHA	GANJAM	KHANDADEULI	PATHANBASA	KALACHUAGOURI	PSC	9mtr	5
494	Berhampur	GNED	RAMBHA	RAMBHA	SANAGHATI	PSS	TAIL END	PSC	9mtr	5
495	Berhampur	GNED	RAMBHA	RAMBHA	KANAKA	PSS	TAIL END	PSC	9mtr	5
496	Berhampur	GNED	RAMBHA	RAMBHA	RAMBHA	PSS	TAIL END	PSC	9mtr	5
497	Berhampur	GNED	RAMBHA	RAMBHA	MILL	PSS	TAIL END	PSC	9mtr	5
498	Berhampur	GNED	RAMBHA	RAMBHA	JAHAMI	PSS	TAIL END	PSC	9mtr	5
499	Berhampur	PSED	PURUSHOTTAMPUR	PURUSHOTTAMPUR	Pandia	PSS	Pandia	PSC	9mtr	5
500	Berhampur	PSED	PURUSHOTTAMPUR	PURUSHOTTAMPUR	Bhutasarsing	PSS	Bhutasarsing	PSC	9mtr	5
501	Berhampur	PSED	PURUSHOTTAMPUR	PURUSHOTTAMPUR	Town	PSS	Town	PSC	9mtr	5
502	Berhampur	PSED	PURUSHOTTAMPUR	PURUSHOTTAMPUR	Achuli	PSS	Achuli	PSC	9mtr	5
503	Berhampur	PSED	PURUSHOTTAMPUR	PURUSHOTTAMPUR	Baragaon	PSS	Baragaon	PSC	9mtr	5
504	Berhampur	PSED	PURUSHOTTAMPUR	PURUSHOTTAMPUR	B.N Pur	PSS	B.N Pur	PSC	9mtr	5
505	Berhampur	PSED	PURUSHOTTAMPUR	PURUSHOTTAMPUR	Balia	PSS	Balia	PSC	9mtr	5
506	Berhampur	PSED	POLASARA	POLASARA	POLASARA RURAL	KONAKARAD TAPPING	KAPABALI	PSC	9mtr	5
507	Berhampur	PSED	POLASARA	POLASARA	POLASARA RURAL	BANTHAPLLI TAPPING	BANTHAPALLI	PSC	9mtr	5
508	Berhampur	PSED	POLASARA	POLASARA	BELAGAON	PSS	BILAMALA	PSC	9mtr	5
509	Berhampur	PSED	POLASARA	POLASARA	KALAMBA	KANDURU 4POLE	CHADIA PADA	PSC	9mtr	5
510	Berhampur	PSED	POLASARA	POLASARA	KALAMBA	SIVA TEMPLE KHANDURU	RMU	PSC	9mtr	5
511	Berhampur	PSED	POLASARA	POLASARA	POLOSARA TOWN	FOREST COLNY	SIDHIPUR	WPB	11mtr	3
512	Berhampur	PSED	Purusottampur	Taratarini	Taratarini Junction Feeder	Swarasati Nagar	Up to PLI	PSC	9mtr	5
513	Berhampur	PSED	Purusottampur	Taratarini	Jamuni Feeder	Hundata Tota	Hotapur	PSC	9mtr	5
514	Berhampur	PSED	Purusottampur	Taratarini	Jamuni Feeder	Hotapur	Hotapur PLI	PSC	9mtr	5
515	Berhampur	PSED	Purusottampur	Taratarini	Jamuni Feeder	Burtulu Bagada	Last PLI	PSC	9mtr	5
516	Berhampur	PSED	Purusottampur	Taratarini	Jamuni Feeder	Jamuni	Gangadahani PLI	PSC	9mtr	5
517	Berhampur	PSED	Purusottampur	Taratarini	Jamuni Feeder	Jamuni	Kulahuda	PSC	9mtr	5

Location Sl. No. 8

LOCATION OF 11kV INTERMEDIATE POLE

SL. NO.	NAME OF CIRCLE	NAME OF DIVISION	NAME OF SUB-DIVISION	NAME OF SECTION	NAME OF 11 KV FEEDER	From Location	To Location	TYPE OF INTERMEDIATE POLE REQUIRED (WPB/PSC)	HEIGHT OF INTERMEDIATE POLE REQUIRED	NO. OF INTERMEDIATE POLES REQ.
518	Berhampur	PSED	Purusottampur	Taratarini	Jamuni Feeder	Khosalapalli	Hundata Tota	PSC	9mtr	5
519	Berhampur	PSED	Purusottampur	Taratarini	Sunathara Feeder	Duanapalli	Arjunapalli	PSC	9mtr	5
520	Berhampur	PSED	Purusottampur	Taratarini	Sunathara Feeder	Sunathara	Duanapalli	PSC	9mtr	5
521	Berhampur	PSED	Purusottampur	Taratarini	Sunathara Feeder	Nala Chaka	Angu Denmpa	PSC	9mtr	5
522	Berhampur	PSED	Purusottampur	Taratarini	Bhatakumarada Feeder	Jaganathpalli	Bhatakumarada	PSC	9mtr	5
523	Berhampur	PSED	Purusottampur	Taratarini	Bhatakumarada Feeder	Bhatakumarada	Sagunapalli	PSC	9mtr	5
524	Berhampur	PSED	Purusottampur	Taratarini	Bhatakumarada Feeder	Nuapalli	Damodarpur	PSC	9mtr	5
525	Berhampur	PSED	Purusottampur	Taratarini	Bhatakumarada Feeder	Bhatakumarada	OAV School	PSC	9mtr	5
526	Berhampur	PSED	Purusottampur	Taratarini	Solaghara Feeder	Raipur	Hindula	PSC	9mtr	5
527	Berhampur	PSED	Purusottampur	Taratarini	Solaghara Feeder	PSS	Narsinghapur	PSC	9mtr	5
528	Berhampur	PSED	Purusottampur	Taratarini	Solaghara Feeder	PSS	Raipur	PSC	9mtr	5
529	Berhampur	PSED	Purusottampur	Taratarini	Ranjhali Feeder	Nirupama	Keshpur PLI	PSC	9mtr	5
530	Berhampur	PSED	Purusottampur	Taratarini	Ranjhali Feeder	Keshpur	PLI	PSC	9mtr	5
531	Berhampur	PSED	Purusottampur	Taratarini	Ranjhali Feeder	Keshpur chaka	Mukundapur	PSC	9mtr	5
532	Berhampur	PSED	Purusottampur	Taratarini	Ranjhali Feeder	Keshpur chaka	Ranjhali Village	PSC	9mtr	5
533	Berhampur	PSED	KODALA	KODALA	MATHASARSINGI	33/11 KV PSS	KINARI	PSC	9mtr	5
534	Berhampur	PSED	KODALA	KODALA	OLD GUDIALI	33/11 KV PSS	DABABHANIA AB SWITCH	PSC	9mtr	5
535	Berhampur	PSED	KODALA	KODALA	NEW PHASI	33/11 KV PSS	REGUTIPALLI & LATHULI	PSC	9mtr	5
536	Berhampur	PSED	Polasara	CHIRIKIPADA	RUMAGADA	PANDRA BADI	RUMAGADA HOSPITAL	PSC	9mtr	5
537	Berhampur	PSED	Polasara	CHIRIKIPADA	RUMAGADA	GAIL INDIA	BHATAKHALI	PSC	9mtr	5
538	Berhampur	PSED	Polasara	CHIRIKIPADA	BARTINI	PSS	BARTINI	PSC	9mtr	5
539	Berhampur	PSED	Polasara	CHIRIKIPADA	BALLICHAI	M DHIA SAHI	DUNGURI	PSC	9mtr	5
540	Berhampur	PSED	Polasara	CHIRIKIPADA	CHIRIKIPADA	NUA PALLI	NIMINA	WPB	11mtr	3
541	Berhampur	PSED	Polasara	CHIRIKIPADA	BHABARADA	TENTULIA	HANSARALI	PSC	9mtr	5
542	Berhampur	PSED	Polasara	CHIRIKIPADA	PANDRIPADA	SABITRI BAGADA	LUNIAPADA	PSC	9mtr	5
543	Berhampur	HED	Hinjilicut	Kanchuru	Badakhandi	Poochlima AB Switch	Makarjhola AB switch	WPB	11mtr	3
544	Berhampur	HED	Hinjilicut	Kanchuru	Badakhandi	Makarjhola tapping	Saru Cut point	WPB	11mtr	3
545	Berhampur	HED	Hinjilicut	Kanchuru	Badakhandi	Makarjhola tapping	makarjhola village 250 kva s/s	WPB	11mtr	3
546	Berhampur	HED	Hinjilicut	Kanchuru	Badakhandi	Makarjhola tapping	Towards Goliaghai	WPB	11mtr	5
547	Berhampur	HED	Hinjilicut	Kanchuru	Badakhandi	Makarjhola 100 kva Hadi Sahi	Nuamakarjhola Line AB switch	WPB	11mtr	4
548	Berhampur	HED	Hinjilicut	Kanchuru	Badakhandi	Poochlima village	ITI AB switch	WPB	11mtr	5
549	Berhampur	HED	Hinjilicut	Kanchuru	Badakhandi	ghadesuni Temple	singipur Line AB Switch	WPB	11mtr	5
550	Berhampur	HED	Hinjilicut	Kanchuru	Badakhandi	Poochlima chowk	Poochlima chowk	WPB	11mtr	1
551	Berhampur	HED	Hinjilicut	Kanchuru	Badakhandi	New makarjhola DD fuse point	Pali padnapur old RWSS	PSC	9mtr	5
552	Berhampur	HED	Hinjilicut	KONKARADA	KURULA	Kurla feeder tapping	Pali Padnapur 250 kva	PSC	9mtr	5
553	Berhampur	HED	Hinjilicut	Kanchuru	Saru	RWSS Kanteikoli	Rwss Chaitanpada	PSC	9mtr	5
554	Berhampur	HED	Hinjilicut	Kanchuru	saru	sai srinidhi petrol pump	chaitanyapada100+63 kva dss	PSC	9mtr	5
555	Berhampur	HED	Hinjilicut	Kanchuru	Gandala	gouda sahi near dss	gouda sahi near dss	WPB	11mtr	1
556	Berhampur	HED	Hinjilicut	Kanchuru	Gandala	near panchayat office gandala	Bsnl tower	WPB	11mtr	1
557	Berhampur	HED	Hinjilicut	Kanchuru	Gandala	satabhauni RWSS point gandala	satabhauni RWSS point gandala	WPB	11mtr	1
558	Berhampur	HED	Hinjilicut	Kanchuru	Gandala	marupalli tapping point	marupalli village	WPB	11mtr	3
559	Berhampur	HED	Hinjilicut	Kanchuru	Gandala	palashi 250 kva	palashi 250 kva	WPB	11mtr	2
560	Berhampur	HED	Hinjilicut	Kanchuru	Gandala	palashi smasan	palashi smasan	WPB	11mtr	1
561	Berhampur	HED	Hinjilicut	Kanchuru	Gandala	sikulipalli	bankiapalli	WPB	11mtr	1
562	Berhampur	HED	Hinjilicut	Kanchuru	Gandala	podapadar line ab switch	sadashivpur	WPB	11mtr	4
563	Berhampur	HED	Hinjilicut	Pitala	PITALA	NARENDRAPUR	KUMBHARA ST	PSC	9mtr	5
564	Berhampur	HED	Hinjilicut	Pitala	PITALA	KIRTIPUR 100KVA	OLIC SURENDRA SWAIN	PSC	9mtr	5
565	Berhampur	HED	Hinjilicut	Pitala	PITALA	PITALA CHAKA AB	PAKIDI	PSC	9mtr	5
566	Berhampur	HED	Hinjilicut	Pitala	PITALA	PITALA CHAKA AB	NARENDRAPUR	PSC	9mtr	5
567	Berhampur	HED	SHERAGADA	KONKARADA	KONKARADA	KAUDIA NEAR RAM MANDIR	KAUDIA NEAR RAM MANDIR	WPB	11mtr	2
568	Berhampur	HED	SHERAGADA	KONKARADA	KONKARADA	KAUDIA NUA SAHI	KAUDIA NUA SAHI	WPB	11mtr	1
569	Berhampur	HED	SHERAGADA	KONKARADA	KONKARADA	16 KVA BPL	BPL	WPB	11mtr	2
570	Berhampur	HED	SHERAGADA	KONKARADA	GOVINDAPUR	GOVINDAPUR	DENGAPADAR	PSC	9mtr	5
571	Berhampur	HED	SHERAGADA	KONKARADA	GOVINDAPUR	GOVINDAPUR	PATHARAPUNJI STONE CRUSHER	PSC	9mtr	5
572	Berhampur	HED	SHERAGADA	KONKARADA	PUNANDA	MARUDI PSS	PUNANDA LINE AB SWITCH	PSC	9mtr	5
573	Berhampur	HED	SHERAGADA	KONKARADA	PUNANDA	BALIARSINGHPUR	BAKILIKANA MAIN LINE	PSC	9mtr	5
574	Berhampur	HED	SHERAGADA	KONKARADA	PUNANDA	BAISIPHALA BRIDGE	RWSS BAISIPHALA	PSC	9mtr	5
575	Berhampur	HED	SHERAGADA	KONKARADA	KURULA	KURULA KALI MANDIR	MAHURIKANA VILLAGE	PSC	9mtr	5
576	Berhampur	HED	SHERAGADA	KONKARADA	KURULA	KURULA KALI MANDIR	KHAIRABETHI VILLAGE	PSC	9mtr	5
577	Berhampur	HED	SHERAGADA	KONKARADA	KURULA	ALARIGADA JENA MILL	ALARIGADA PANCHAYAT	PSC	9mtr	5
578	Berhampur	HED	Hinjilicut	Kanchuru	Badakhandi	Poochlima AB Switch	Makarjhola AB switch	WPB	11mtr	5
579	Berhampur	HED	Hinjilicut	Kanchuru	Badakhandi	Makarjhola tapping	Saru Cut point	WPB	11mtr	5
580	Berhampur	HED	Hinjilicut	Kanchuru	Badakhandi	Makarjhola tapping	makarjhola village 250 kva s/s	WPB	11mtr	5
581	Berhampur	HED	Hinjilicut	Kanchuru	Badakhandi	Makarjhola tapping	Towards Goliaghai	WPB	11mtr	5
582	Berhampur	HED	Hinjilicut	Kanchuru	Badakhandi	Poochlima village	ITI AB switch	PSC	9mtr	5
583	Berhampur	HED	Hinjilicut	Kanchuru	Badakhandi	ghadesuni Temple	singipur Line AB Switch	WPB	11mtr	5
584	Berhampur	HED	Hinjilicut	Kanchuru	Badakhandi	New makarjhola DD fuse point	Pali padnapur old RWSS	WPB	11mtr	5
585	Berhampur	HED	Hinjilicut	Kanchuru	Saru	RWSS Kanteikoli	Rwss Chaitanpada	WPB	11mtr	5
586	Berhampur	HED	Hinjilicut	Kanchuru	Darubhadra	Sapuapali village	Darubhadra	WPB	11mtr	7
587	Berhampur	HED	Hinjilicut	Kanchuru	Darubhadra	Darubhadra	Khajipali	WPB	11mtr	5
588	Berhampur	HED	Hinjilicut	Kanchuru	Darubhadra	Darubhadra	Mahonapali	WPB	11mtr	3
589	Berhampur	HED	Hinjilicut	Kanchuru	saru	sai srinidhi petrol pump	chaitanyapada100+63 kva dss	WPB	11mtr	5
590	Berhampur	HED	Hinjilicut	Kanchuru	Bhabandha	sahapur line ab switch	sahapur village	PSC	9mtr	5
591	Berhampur	GNED	CHATRAPUR	CHATRAPUR-1	CHAMAKHANDI	PSS	TAIL END	PSC	9mtr	5

Location Sl. No. 8

LOCATION OF 11kV INTERMEDIATE POLE

SL. NO.	NAME OF CIRCLE	NAME OF DIVISION	NAME OF SUB-DIVISION	NAME OF SECTION	NAME OF 11 KV FEEDER	From Location	To Location	TYPE OF INTERMEDIATE POLE REQUIRED (WPB/PSC)	HEIGHT OF INTERMEDIATE POLE REQUIRED	NO. OF INTERMEDIATE POLES REQ.
592	Berhampur	GNED	CHATRAPUR	CHATRAPUR-1	MATIKHALO	PSS	TAIL END	PSC	9mtr	5
593	Berhampur	GNED	CHATRAPUR	CHATRAPUR-2	KARATALI	PSS	TAIL END	PSC	9mtr	5
594	Berhampur	GNED	CHATRAPUR	CHATRAPUR-2	BOULAGAON	PSS	TAIL END	PSC	9mtr	5
595	Berhampur	GNED	CHATRAPUR	CHATRAPUR-2	CHATRAPUR RURAL	PSS	TAIL END	PSC	9mtr	5
596	Berhampur	GNED	CHATRAPUR	CHATRAPUR-2	BADAMAHDAPUR	PSS	TAIL END	PSC	9mtr	5
597	Berhampur	GNED	KHALLIKOTE	KHALLIKOT	CHIKALAKHANDI	PSS	TAIL END	PSC	9mtr	5
598	Bhanjanagar	BNED	Bhanjanagar-I	Bhejiput	Bhanjanagar Town	PSS	Badkadonda chak	WPB	11mtr	10
599	Bhanjanagar	BNED	Bhanjanagar-I	Bhejiput	Bhanjanagar College	Jagannath temple	Lalsinigi	WPB	11mtr	10
600	Bhanjanagar	BNED	Bhanjanagar-I	ESO-I	Bhanjanagar Town	HTN1101-1/90	HTN1506-5/338	WPB	11mtr	5
601	Bhanjanagar	BNED	Bhanjanagar-I	ESO-I	Gamundi	HTN1101-2/67	HTN1101-2/305	WPB	11mtr	5
602	Bhanjanagar	BNED	Bhanjanagar-II	ESO-II	Sanakodanda	Lalsingi PSS	Gamarigochha	PSC	9mtr	5
603	Bhanjanagar	BNED	Bhanjanagar-I	Tillisingi	Tarasingi	PSS	Tarasingi village	PSC	9mtr	5
604	Bhanjanagar	BNED	Bhanjanagar-I	Tillisingi	Turumu	PSS	Turumu Village	PSC	9mtr	5
605	Bhanjanagar	BNED	Bhanjanagar-I	Tillisingi	Tilisingi	PSS	Tilisingi Village	PSC	9mtr	5
606	Bhanjanagar	BNED	Bhanjanagar-I	Tillisingi	Brahamanapadara	PSS	Brahamanapadara Village	PSC	9mtr	5
607	Bhanjanagar	BNED	Bhanjanagar-I	Tillisingi	Gallery	PSS	Gallery Village	PSC	9mtr	5
608	Bhanjanagar	BNED	Bhanjanagar-I	Tillisingi	Badangi	PSS	Badangi Village	PSC	9mtr	5
609	Bhanjanagar	BNED	Bhanjanagar-II	KBPUR	LUNIPADA	PARSULUNDA	VILLAGE	PSC	9mtr	5
610	Bhanjanagar	BNED	Bellaguntha	BELLAGUNTHA	Bellaguntha Town	PSS	Chadiaplli	PSC	9mtr	10
611	Bhanjanagar	BNED	Bellaguntha	J N PRASAD	Panchabhuti	PSS	Panchabhuti	PSC	9mtr	10
612	Bhanjanagar	BNED	Bellaguntha	J N PRASAD	Lunijhola	PSS	Lunijhola	PSC	9mtr	10
613	Bhanjanagar	BNED	SORODA	BADAGADA	GOUDAGOTHA	Kutuliguda	Sandhikanya	PSC	9mtr	5
614	Bhanjanagar	BNED	SORODA	BADAGADA	GOUDAGOTHA	GOKULAPUR	KUTULIGUDA	PSC	9mtr	10
615	Bhanjanagar	BNED	SORODA	BADAGADA	GOUDAGOTHA	SULIYANASHI	SANDIKANY	PSC	9mtr	10
616	Bhanjanagar	BNED	SORODA	SORODA	BHAGABANPUR	PANGIAPALI	PERJU	PSC	9mtr	5
617	Bhanjanagar	BNED	Bhanjanagar-II	KANTEIPALLY	KULANGI	Sadangipalli	Kullangi	PSC	9mtr	10
618	Bhanjanagar	BNED	BHANJANAGR2	KANTEIPALLY	GOBARA	GOBARA	GUNTHAPALABA	PSC	9mtr	8
619	Bhanjanagar	BNED	BHANJANAGR2	KANTEIPALLY	NETTENGA	NETTENGA	DENGAPADAR	PSC	9mtr	10
620	Bhanjanagar	BNED	BHANJANAGR2	KANTEIPALLY	NETTENGA	MADHABARIDA	KARAGADIA	PSC	9mtr	8
621	Bhanjanagar	BNED	BHANJANAGR2	KANTEIPALLY	JILLUNDI	SOMENATHPALLY	BADAPADA	PSC	9mtr	8
622	Bhanjanagar	BNED	BHANJANAGR2	KANTEIPALLY	JILLUNDI	SALUAPALLI LINE AB	KAINDI	PSC	9mtr	5
623	Bhanjanagar	BNED	BHANJANAGR2	KANTEIPALLY	JILLUNDI	MALASPADAR 4 POLE	BUDULI	PSC	9mtr	5
624	Bhanjanagar	BNED	BHANJANAGR2	KANTEIPALLY	KULLANGI	KHARIGUDA MAIN ROAD	SANABORESINGH	PSC	9mtr	3
625	Bhanjanagar	BNED	BHANJANAGR2	KANTEIPALLY	KULLANGI	KALIAGUADA	KHARIGUDA	PSC	9mtr	5
626	Bhanjanagar	BNED	BHANJANAGR2	KANTEIPALLY	KULLANGI	KHARIGUDA	BANKANEDI	PSC	9mtr	3
627	Bhanjanagar	BNED	BHANJANAGR2	KANTEIPALLY	KULLANGI	KULANGI	MAKARAPALLI	PSC	9mtr	2
628	Bhanjanagar	BNED	BHANJANAGR2	KANTEIPALLY	KULLANGI	GODIBANDHA TAPPING	PALASPALLI	PSC	9mtr	5
629	Bhanjanagar	PED	PHULBANI	PHIRINGIA	GUMAGADA	GUMAGADA	GUMAGADA	PSC	9mtr	3
630	Bhanjanagar	PED	PHULBANI	PHIRINGIA	GUMAGADA	DABERI	DABERI	PSC	9mtr	1
631	Bhanjanagar	PED	PHULBANI	PHIRINGIA	GUMAGADA	KEREDI	KEREDI	PSC	9mtr	2
632	Bhanjanagar	PED	PHULBANI	PHIRINGIA	BANDHAGADA	MASHRIPADA	MUNDASAHI	PSC	9mtr	5
633	Bhanjanagar	PED	PHULBANI	PHIRINGIA	BANDHAGADA	BABDINGIA	BABDINGIA	PSC	9mtr	2
634	Bhanjanagar	PED	PHULBANI	PHIRINGIA	BANDHAGADA	MAGAMUNDA	MAGAMUNDA	PSC	9mtr	5
635	Bhanjanagar	PED	PHULBANI	PHIRINGIA	KELAPADA	NUAPADA	SAKHIPADA	PSC	9mtr	5
636	Bhanjanagar	PED	PHULBANI	PHIRINGIA	KELAPADA	GURUPADA	BHRUNGIJODI	PSC	9mtr	5
637	Bhanjanagar	PED	PHULBANI	PHIRINGIA	KATRINGIA	PARIGAON	PARIGAON	PSC	9mtr	4
638	Bhanjanagar	PED	PHULBANI	PHIRINGIA	KATRINGIA	KIRAPALI	KIRAPALI	PSC	9mtr	1
639	Bhanjanagar	PED	PHULBANI	PHIRINGIA	KATRINGIA	BAKADIPADAR	BAKADIPADAR	PSC	9mtr	2
640	Bhanjanagar	PED	PHULBANI	PHIRINGIA	ADASIPADA	BADABHUIN	BADABHUIN	PSC	9mtr	2
641	Bhanjanagar	PED	PHULBANI	PHIRINGIA	KATRINGIA	RANSIBALI	RANSIBALI	PSC	9mtr	1
642	Bhanjanagar	PED	PHULBANI	PHIRINGIA	KATRINGIA	SALOGUDRI	SALOGUDRI	PSC	9mtr	2
643	Bhanjanagar	PED	PHULBANI	PHIRINGIA	KATRINGIA	RANSIBALI	GADIPADAR	PSC	9mtr	3
644	Bhanjanagar	PED	PHULBANI	PHIRINGIA	BALANDAPADA	TALAPANGA	TALAPANGA	PSC	9mtr	2
645	Bhanjanagar	PED	PHULBANI	PHIRINGIA	BALANDAPADA	PAHIRAJU	PAHIRAJU	PSC	9mtr	3
646	Bhanjanagar	PED	PHULBANI	PHIRINGIA	BALANDAPADA	KADAMPANGA	KADAMPANGA	PSC	9mtr	2
647	Bhanjanagar	PED	PHULBANI	PHIRINGIA	BALANDAPADA	GABARNALA	GABARNALA	PSC	9mtr	1
648	Bhanjanagar	PED	PHULBANI	PHIRINGIA	DIMIRIGUDA	SRIPALLA	SRIPALLA	PSC	9mtr	7
649	Bhanjanagar	PED	PHULBANI	PHIRINGIA	BHRUNGIJODI	SUNDHIGAON	SUNDHIGAON	PSC	9mtr	2
650	Bhanjanagar	PED	PHULBANI	PHIRINGIA	MUSULIPANGA	KADISARU	KADISARU	PSC	9mtr	2
651	Bhanjanagar	PED	PHULBANI	PHIRINGIA	MUSULIPANGA	MUSULIPANGA SCHOOL	MUSULIPANGA SCHOOL	PSC	9mtr	2
652	Bhanjanagar	PED	PHULBANI	PHIRINGIA	MUSULIPANGA	DARISUGA	DARISUGA	PSC	9mtr	3
653	Bhanjanagar	PED	PHULBANI	PHIRINGIA	MUSULIPANGA	ATASRAMBU	ATASRAMBU	PSC	9mtr	2
654	Bhanjanagar	PED	PHULBANI	PHIRINGIA	SALAGUDA	TAKERIGUDA	TAKERIGUDA	PSC	9mtr	5
655	Bhanjanagar	PED	PHULBANI	PHIRINGIA	GOCHHAPADA	LUHURASAHI	LUHURASAHI	PSC	9mtr	5
656	Bhanjanagar	PED	PHULBANI	PHIRINGIA	GOCHHAPADA	AGRAGAMI ROAD	AGRAGAMI ROAD	PSC	9mtr	6
657	Bhanjanagar	PED	PHULBANI	PHIRINGIA	MAJHIPADA	BAREBATA	BAREBATA	PSC	9mtr	2
658	Bhanjanagar	PED	PHULBANI	PHIRINGIA	MAJHIPADA	SASIPADAR	SASIPADAR	PSC	9mtr	4
659	Bhanjanagar	PED	PHULBANI	PHIRINGIA	MAJHIPADA	KASINPADAR	KASINPADAR	PSC	9mtr	2
660	Bhanjanagar	PED	PHULBANI	PHIRINGIA	MAJHIPADA	JATAJIRI	JATAJIRI	PSC	9mtr	2
661	Bhanjanagar	PED	PHULBANI	PHIRINGIA	MAJHIPADA	KANIBALI	KANIBALI	PSC	9mtr	2
662	Bhanjanagar	PED	PHULBANI	PHIRINGIA	BALANDPADA	SARTAGUDA	BELDALI	PSC	9mtr	5
663	Bhanjanagar	PED	BALLIGUDA	BALLIGUDA	SIRTIGUDA	SIRTIGUDA GHATI	GARDIKIA	PSC	9mtr	11
664	Bhanjanagar	PED	BALLIGUDA	BALLIGUDA	SIRTIGUDA	JANGUGAM	DIMISINGIA	PSC	9mtr	6
665	Bhanjanagar	PED	BALLIGUDA	BALLIGUDA	KUDUTULI	KUDUTULI	JAMAPADAR	PSC	9mtr	6

Location Sl. No. 8

LOCATION OF 11kV INTERMEDIATE POLE

SL. NO.	NAME OF CIRCLE	NAME OF DIVISION	NAME OF SUB-DIVISION	NAME OF SECTION	NAME OF 11 KV FEEDER	From Location	To Location	TYPE OF INTERMEDIATE POLE REQUIRED (WPB/PSC)	HEIGHT OF INTERMEDIATE POLE REQUIRED	NO. OF INTERMEDIATE POLES REQ.
666	Bhanjanagar	PED	BALIGUDA	DARINGBADI	GADAPUR	RANGAGUDA CHAWK	RANGAGUDA	PSC	9mtr	10
667	Bhanjanagar	PED	BALIGUDA	DARINGBADI	RUKNABADI	OLD ECORETREAT	BADIPADAR	PSC	9mtr	6
668	Bhanjanagar	PED	BALIGUDA	DARINGBADI	RUKNABADI	POLICE STATION	DULURI	PSC	9mtr	7
669	Bhanjanagar	PED	BALIGUDA	DARINGBADI	RUKNABADI	DEAR ECO HOME	SARINGIRIPI	PSC	9mtr	4
670	Bhanjanagar	PED	BALIGUDA	DARINGBADI	SIMANBADI	JHONPALI	SIMANBADI	PSC	9mtr	8
671	Bhanjanagar	PED	BALIGUDA	DARINGBADI	SIMANBADI	NEDIPANGA	BUDAGUDA	PSC	9mtr	8
672	Bhanjanagar	PED	BALIGUDA	DARINGBADI	SIMANBADI	SUKALADA	SARULEI	PSC	9mtr	7
673	Bhanjanagar	PED	G.UDAYAGIRI	G.UDAYAGIRI	GRESSINGIA	BADIMUNDA	BADIMUNDA	PSC	9mtr	5
674	Bhanjanagar	PED	G.UDAYAGIRI	G.UDAYAGIRI	TOWN-2	Bus Stand	Bus Stand	PSC	9mtr	6
675	Bhanjanagar	PED	G.UDAYAGIRI	RAIKIA	RAIKIA TOWN	HTN2203-1/26	HTN2203-1/	PSC	9mtr	1
676	Bhanjanagar	PED	G.UDAYAGIRI	RAIKIA	RAIKIA TOWN	HTN2203-1/3	HTN2203-1/259	PSC	9mtr	1
677	Bhanjanagar	PED	G.UDAYAGIRI	RAIKIA	RAIKIA TOWN	HTN2203-1/125	HTN2203-1/124	PSC	9mtr	1
678	Bhanjanagar	PED	G.UDAYAGIRI	RAIKIA	RAIKIA TOWN	HTN2203-1/131	HTN2203-1/136	PSC	9mtr	1
679	Bhanjanagar	PED	G.UDAYAGIRI	RAIKIA	RAIKIA TOWN	HTN2203-1/101	HTN2203-1/106	PSC	9mtr	1
680	Bhanjanagar	PED	G.UDAYAGIRI	RAIKIA	RAIKIA TOWN	HTN2203-1/101	HTN2203-1/102	PSC	9mtr	1
681	Bhanjanagar	PED	G.UDAYAGIRI	RAIKIA	RAIKIA TOWN	HTN2203-1/187	HTN2203-1/188	PSC	9mtr	1
682	Bhanjanagar	PED	G.UDAYAGIRI	RAIKIA	RAIKIA TOWN	HTN2203-1/257	HTN2203-1/258	PSC	9mtr	1
683	Bhanjanagar	PED	G.UDAYAGIRI	RAIKIA	RAIKIA TOWN	HTN2203-1/226	HTN2203-1/228	PSC	9mtr	1
684	Bhanjanagar	PED	BALIGUDA	TUMUDIBANDHA	TUMUDIBANDHA TOWN	HTN2203-1/245	HTN2203-1/46	PSC	9mtr	6
685	Bhanjanagar	PED	BALIGUDA	TUMUDIBANDHA	KOTAGARH TOWN	HTN2203-1/246	HTN2203-1/47	PSC	9mtr	7
686	Bhanjanagar	BNED	Bhanjanagar-I	Bhejiput	Bhanjanagar Town	PSS	Badkadonda chak	WPB	11mtr	5
687	Bhanjanagar	BNED	Bhanjanagar-I	Bhejiput	Bhanjanagar College	Jagannath temple	Lalsinigi	WPB	11mtr	5
688	Bhanjanagar	BNED	Bhanjanagar-I	ESO-I	Bhanjanagar Town	HTN1101-1/90	HTN1506-5/338	WPB	11mtr	5
689	Bhanjanagar	BNED	Bhanjanagar-I	ESO-I	Gamundi	HTN1101-2/67	HTN1101-2/305	WPB	11mtr	5
690	Bhanjanagar	BNED	Bhanjanagar-II	ESO-II	Sanakodanda	Lalsingi PSS	Gamarigochha	PSC	9mtr	5
691	Bhanjanagar	BNED	Bhanjanagar-I	Tillisingi	Tarasingi	PSS	Tarasingi village	PSC	9mtr	5
692	Bhanjanagar	BNED	Bhanjanagar-I	Tillisingi	Turumu	PSS	Turumu Village	PSC	9mtr	5
693	Bhanjanagar	BNED	Bhanjanagar-I	Tillisingi	Tilisingi	PSS	Tilisingi Village	PSC	9mtr	5
694	Bhanjanagar	BNED	Bhanjanagar-I	Tillisingi	Brahamanapadara	PSS	Brahamanapadara Village	PSC	9mtr	5
695	Bhanjanagar	BNED	Bhanjanagar-I	Tillisingi	Gallery	PSS	Gallery Village	PSC	9mtr	5
696	Bhanjanagar	BNED	Bhanjanagar-I	Tillisingi	Badangi	PSS	Badangi Village	PSC	9mtr	5
697	Bhanjanagar	BNED	Bhanjanagar-II	KBPUR	LUNIPADA	PARSULUNDA	VILLAGE	PSC	9mtr	5
698	Bhanjanagar	BNED	Bellaguntha	BELLAGUNTHA	Bellaguntha Town	PSS	Chadiapli	PSC	9mtr	10
699	Bhanjanagar	BNED	Bellaguntha	J N PRASAD	Panchabhuti	PSS	Panchabhuti	PSC	9mtr	10
700	Bhanjanagar	BNED	Bellaguntha	J N PRASAD	Bankatara	PSS	Bankatara	PSC	9mtr	5
701	Bhanjanagar	BNED	Bellaguntha	J N PRASAD	Lunijhola	PSS	Lunijhola	PSC	9mtr	5
702	Bhanjanagar	BNED	SORODA	BADAGADA	GOUDAGOTHA	Kutuliguda	Sandhikanya	PSC	9mtr	5
703	Bhanjanagar	BNED	SORODA	BADAGADA	GOUDAGOTHA	GOKULAPUR	KUTULIGUDA	PSC	9mtr	5
704	Bhanjanagar	BNED	SORODA	BADAGADA	GOUDAGOTHA	SULIYANASHI	SANDIKANY	PSC	9mtr	5
705	Bhanjanagar	BNED	SORODA	BADAGADA	GOUDAGOTHA	EKALAPUR	BALIAPITA	PSC	9mtr	5
706	Bhanjanagar	BNED	SORODA	SORODA	BHAGABANPUR	PANGIAPALI	PERJU	PSC	9mtr	5
707	Bhanjanagar	BNED	Bhanjanagar-II	KANTEIPALLY	KULANGI	Sadangipalli	Kullangi	PSC	9mtr	5
708	Bhanjanagar	BNED	BHANJANAGR2	KANTEIPALLY	GOBARA	GOBARA	GUNTHAPALABA	PSC	9mtr	8
709	Bhanjanagar	BNED	BHANJANAGR2	KANTEIPALLY	NETTENGA	NETTENGA	DENGAPADAR	PSC	9mtr	5
710	Bhanjanagar	BNED	BHANJANAGR2	KANTEIPALLY	NETTENGA	MADHABARIDA	KARAGADIA	PSC	9mtr	8
711	Bhanjanagar	BNED	BHANJANAGR2	KANTEIPALLY	JILLUNDI	SOMENATHPALLY	BADAPADA	PSC	9mtr	8
712	Bhanjanagar	BNED	BHANJANAGR2	KANTEIPALLY	JILLUNDI	SALUAPALLI LINE AB	KAINDI	PSC	9mtr	5
713	Bhanjanagar	BNED	BHANJANAGR2	KANTEIPALLY	JILLUNDI	MALASPADAR 4 POLE	BUDULI	PSC	9mtr	5
714	Bhanjanagar	BNED	BHANJANAGR2	KANTEIPALLY	KULLANGI	KALIAGUADA	KHARIGUDA	PSC	9mtr	5
715	Bhanjanagar	BNED	BHANJANAGR2	KANTEIPALLY	KULLANGI	GODIBANDHA TAPPING	PALASPALLI	PSC	9mtr	5
716	Bhanjanagar	BNED	Bhanjanagar-II	ESO-II	DURGA PRASD	durgaprasad	bhalingia	PSC	9mtr	5
717	Bhanjanagar	BNED	Bhanjanagar-II	ESO-II	KULLADA	PSS	KULLADA	PSC	9mtr	5
718	Bhanjanagar	BNED	BHANJANAGAR	KBPUR	GANGAPUR	KBPUR MAINROAD	BINJIGIRI	PSC	9mtr	5
719	Bhanjanagar	BNED	BHANJANAGAR	KBPUR	KBPUR	PSS	INDHANPUR	PSC	9mtr	5
720	Bhanjanagar	BNED	BELLAGUNTHA	BELLAGUNTHA	NUAGAON	BANATUMB U	THENGADHAR	PSC	9mtr	10
721	Bhanjanagar	BNED	BELLAGUNTHA	BELLAGUNTHA	NUAGAON	DHIMIRIPALLI	BALADI	PSC	9mtr	5
722	Bhanjanagar	BNED	BELLAGUNTHA	BELLAGUNTHA	MANGALAPUR	GOTHALI	PATULISAHI	PSC	9mtr	5
723	Bhanjanagar	BNED	BELLAGUNTHA	BELLAGUNTHA	AMBAPUA	AMBAPUA	BORIPADARA	PSC	9mtr	5
724	Bhanjanagar	BNED	BELLAGUNTHA	BELLAGUNTHA	BANKA	SURAMANI	SORODO	PSC	9mtr	5
725	Bhanjanagar	BOED	Manmunda	MANAMUNDA	DAPALA	PSS	DAPALA	PSC	9mtr	5
726	Bhanjanagar	BOED	Manmunda	MANAMUNDA	DEULI	PSS	DEULI	PSC	9mtr	10
727	Bhanjanagar	BOED	Manmunda	MANAMUNDA	DAMAMUNDA	PSS	DAMAMUNDA	PSC	9mtr	10
728	Bhanjanagar	BOED	Manmunda	MANAMUNDA	GOBJORE	PSS	GOBJORE	PSC	9mtr	5
729	Bhanjanagar	BOED	Manmunda	MANAMUNDA	SAHUPADA	PSS	SAHUPADA	PSC	9mtr	5
730	Bhanjanagar	BOED	Manmunda	Baunsuni	Dahya-1	PSS	Dahya	PSC	9mtr	5
731	Bhanjanagar	BOED	Manmunda	Baunsuni	Dahya-2	PSS	Dahya	PSC	9mtr	6
732	Bhanjanagar	BOED	Boudh	PURUNAKATAK	HARABHANGA	PSS	HARABHANGA	PSC	9mtr	5
733	Bhanjanagar	BOED	Boudh	PURUNAKATAK	KUSANGA	PSS	KUSANGA	PSC	9mtr	5
734	Bhanjanagar	BOED	Boudh	PURUNAKATAK	LUNIBAHAL	PSS	LUNIBAHAL	PSC	9mtr	5
735	Bhanjanagar	BOED	Boudh	PURUNAKATAK	ADENIGADA	PSS	ADENIGADA	PSC	9mtr	5
736	Bhanjanagar	BOED	Boudh	Boudh	Town-1	PSS	Town	WPB	11mtr	5
737	Bhanjanagar	BOED	Boudh	Boudh	Town-2	PSS	Town	WPB	11mtr	5
738	Bhanjanagar	BOED	Boudh	PURUNAKATAK	BNPUR	PSS	BNPUR	PSC	9mtr	5
739	Bhanjanagar	PED	BALIGUDA	BALIGUDA	CHURCH	GUMAPADAR	KARNETPUR	PSC	9mtr	10

Location Sl. No. 8

LOCATION OF 11kV INTERMEDIATE POLE

SL. NO.	NAME OF CIRCLE	NAME OF DIVISION	NAME OF SUB-DIVISION	NAME OF SECTION	NAME OF 11 KV FEEDER	From Location	To Location	TYPE OF INTERMEDIATE POLE REQUIRED (WPB/PSC)	HEIGHT OF INTERMEDIATE POLE REQUIRED	NO. OF INTERMEDIATE POLES REQ.
740	Bhanjanagar	PED	G.UDAYAGIRI	G.UDAYAGIRI	GRESSINGIA	BADIMUNDA	BADIMUNDA	PSC	9mtr	10
741	Bhanjanagar	PED	G.UDAYAGIRI	G.UDAYAGIRI	TOWN-2	Bus Stand	Bus Stand	PSC	9mtr	6
742	Bhanjanagar	PED	G.UDAYAGIRI	G.UDAYAGIRI	NANDAGIRI	HORTICULTURE	HORTICULTURE	PSC	9mtr	10
743	Bhanjanagar	PED	G.UDAYAGIRI	G.UDAYAGIRI	GRESINGIA	BADIMUNDA	BADIMUNDA	PSC	9mtr	10
744	Bhanjanagar	PED	G.UDAYAGIRI	G.UDAYAGIRI	GRESINGIA	PIKARADI	PIKARADI	PSC	9mtr	10
745	Bhanjanagar	PED	G.UDAYAGIRI	G.UDAYAGIRI	GRESINGIA	ADASKUPA	ADASKUPA	PSC	9mtr	5
746	Rayagada	PKED	Uppalada	RAIGADA	JEERANG	LANDU SAHI	LANDU SAHI	PSC	9mtr	5
747	Rayagada	PKED	Uppalada	RAIGADA	KOINPUR	KANCHAMPADA	KANCHAMPADA	PSC	9mtr	5

Location Sl. No. 9

LOCATION OF LT INTERMEDIATE POLE

S. NO.	NAME OF CIRCLE	NAME OF DIVISION	NAME OF SUB-DIVISION	NAME OF SECTION	11 KV FEEDER NAME	DSS NAME	NO. OF INTERMEDIATE POLES REQ.	TYPE OF POLE	HIGHT OF POLE
1	Jeypore	MED	Balimela	Balimela	Ayappa	MV-51	10	PSC	9mtr
2	Jeypore	MED	Balimela	Balimela	Ayappa	MV-52	10	PSC	9mtr
3	Jeypore	MED	Balimela	Balimela	Ayappa	Niladarinagar Collage Back Side	5	PSC	9mtr
4	Jeypore	MED	Balimela	Balimela	Ayappa	MV-34	6	PSC	9mtr
5	Jeypore	MED	Balimela	Balimela	Balimela Town	Primary School	5	PSC	9mtr
6	Jeypore	MED	Balimela	Balimela	Balimela Town	Balimela PSS	5	PSC	9mtr
7	Jeypore	MED	Balimela	Balimela	Chitrakonda Town	TDR Line 2	5	PSC	9mtr
8	Jeypore	MED	Balimela	Balimela	Doraguda	CA Line	5	PSC	9mtr
9	Jeypore	NED	NABARANGPUR	NABARANGPUR	TOWN NO-I	JAMAL COLONY	2	WPB	9mtr
10	Jeypore	MED	Balimela	Balimela	K.Gumma Town	Block Colony	5	PSC	9mtr
11	Jeypore	MED	Balimela	Balimela	K.Gumma Town	Hanuman Mandir	5	PSC	9mtr
12	Jeypore	NED	NABARANGPUR	NABARANGPUR	TOWN NO-I	DARUBANDH SAHI	2	WPB	9mtr
13	Jeypore	NED	NABARANGPUR	NABARANGPUR	TOWN NO-II	DASHARAPADA	2	WPB	9mtr
14	Jeypore	NED	PAPADAHANDI	PAPADAHANDI	SIRISI	TANDAGUDA	10	PSC	9mtr
15	Jeypore	NED	PAPADAHANDI	PAPADAHANDI	MANTRIGUDA	TANDAGUDA	10	PSC	9mtr
16	Jeypore	NED	PAPADAHANDI	PAPADAHANDI	BIRIGUDA	TANDAGUDA	9	PSC	9mtr
17	Jeypore	MED	Balimela	Balimela	Kamwada	Old Chimtapally-C	4	PSC	9mtr
18	Jeypore	MED	Balimela	Balimela	Korukonda	Mill Chowk	5	PSC	9mtr
19	Jeypore	MED	Balimela	Balimela	Mariwada	MV-23	5	PSC	9mtr
20	Jeypore	MED	Balimela	Balimela	Mariwada	MV-26	5	PSC	9mtr
21	Jeypore	JED	BORIGUMMA	BORIGUMMA	KAMARA	BIRAHANDI	5	PSC	9mtr
22	Jeypore	JED	BORIGUMMA	BORIGUMMA	KAMARA	KUPIA	5	PSC	9mtr
23	Jeypore	JED	BORIGUMMA	BORIGUMMA	KAMARA	CHAKARLIGUDA	5	PSC	9mtr
24	Jeypore	JED	JESD No II	JEYPORE 1	JYP TOWN	KUNDARIGUDA	3	PSC	9mtr
25	Jeypore	JED	JESD No II	JEYPORE 1	JYP TOWN	TOWN HALL	3	PSC	9mtr
26	Jeypore	JED	JESD No II	JEYPORE 1	JEYPORE NO 2	CHANDANBADA	3	PSC	9mtr
27	Jeypore	JED	JESD No I	JEYPORE 3	JEYPORE NO1	PAILO SAHI	3	PSC	9mtr
28	Jeypore	JED	JESD No I	JEYPORE 3	GANDHI CHAWK	NADIABARA	5	PSC	9mtr
29	Jeypore	JED	JESD No I	JEYPORE 3	Gandhi Chowk	Mill Sahi	5	PSC	9mtr
30	Jeypore	JED	JESD No I	JEYPORE 3	Koraput	Back side of TPSODL Guest House	2	PSC	9mtr
31	Jeypore	JED	JESD No I	JEYPORE 3	Koraput	Hanuman Vihar	3	PSC	9mtr
32	Jeypore	JED	JESD No I	JEYPORE 3	Jeypore No 1	Power House 6th lane	3	PSC	9mtr
33	Jeypore	JED	JESD No I	JEYPORE 3	Koraput	Vikas nagar	4	PSC	9mtr
34	Jeypore	JED	JESD No I	JEYPORE 3	Koraput	PR Peta	4	PSC	9mtr
35	Jeypore	JED	JESD No I	JEYPORE 3	Jeypore No 1	PR Peta	4	PSC	9mtr
36	Jeypore	JED	JESD No I	JEYPORE 3	Koraput	Kumbhar Sahi	4	PSC	9mtr
37	Jeypore	JED	JESD No I	JEYPORE 3	Jeypore No 1	Raja Nagar Chowk	4	PSC	9mtr
38	Jeypore	JED	JESD No I	JEYPORE 3	Jayanagar	Chiliguda	4	PSC	9mtr
39	Jeypore	JED	JESD No I	JEYPORE2	KHADPA	SALPA	5	PSC	9mtr
40	Jeypore	JED	JESD No I	JEYPORE2	KHADPA	DHARNAHANDI	5	PSC	9mtr
41	Jeypore	KED	KORAPUT	KORAPUT NO-2	Chapper	UMURI 100KVA DSS	5	PSC	9mtr
42	Jeypore	KED	KORAPUT	KORAPUT-1	KORAPUT NO-1	100kva - TAHASHIL OFFICE 2	5	PSC	9mtr
43	Jeypore	KED	KORAPUT	KORAPUT-1	KORAPUT NO-3	100kva - KENDRIYA VIDYALAYA	5	PSC	9mtr
44	Jeypore	JED	BESD	KOTPAD	KOTPAD	SECTION OFFICE 100KVA	4	PSC	9mtr
45	Jeypore	KED	LAXMIPUR	LAXMIPUR	LAXMIPUR TOWN	25kva - LAXMIPURROAD	5	PSC	9mtr
46	Jeypore	NED	NABARANGPUR	NABARANGPUR	TOWN NO-II	NUABANDH SAHI	5	PSC	9mtr
47	Jeypore	NED	NABARANGPUR	NABARANGPUR	TOWN NO-II	NUABANDH SAHI	2	PSC	9mtr
48	Jeypore	NED	NABARANGPUR	NABARANGPUR	TOWN NO-II	JAIL ROAD	5	PSC	9mtr
49	Jeypore	NED	NABARANGPUR	NABARANGPUR	TOWN NO-II	SADASHIB PARK	5	PSC	9mtr
50	Jeypore	NED	NABARANGPUR	NABARANGPUR	TOWN NO-II	MUNCIPALITY OFFICE	2	PSC	9mtr

Location Sl. No. 9

LOCATION OF LT INTERMEDIATE POLE

S. NO.	NAME OF CIRCLE	NAME OF DIVISION	NAME OF SUB-DIVISION	NAME OF SECTION	11 KV FEEDER NAME	DSS NAME	NO. OF INTERMEDIATE POLES REQ.	TYPE OF POLE	HIGHT OF POLE
51	Jeypore	NED	NABARANGPUR	NABARANGPUR	TOWN NO-I	PRATAP SAGAR	5	PSC	9mtr
52	Jeypore	MED	Balimela	Mathili	Pangam	Mecca 25KVA	4	PSC	9mtr
53	Jeypore	MED	Balimela	Mathili	Pangam	Chaulmendi 25KVA	5	PSC	9mtr
54	Jeypore	MED	Balimela	Mathili	Pangam	Mundaguda 25KVA	4	PSC	9mtr
55	Jeypore	MED	Balimela	Mathili	Pangam	Paduguda 25KVA	6	PSC	9mtr
56	Jeypore	MED	Balimela	Mathili	Pangam	Shyamguda 16KVA	4	PSC	9mtr
57	Jeypore	NED	NABARANGPUR	NABARANGPUR	TOWN NO-I	MEERA AUTO SQAURE	2	PSC	9mtr
58	Jeypore	NED	NABARANGPUR	NABARANGPUR	TOWN NO-I	WOMENS COLLEGE	5	PSC	9mtr
59	Jeypore	NED	NABARANGPUR	NABARANGPUR	TOWN NO-II	NUABANDH SAHI	2	WPB	9mtr
60	Jeypore	NED	NABARANGPUR	NABARANGPUR	TOWN NO-I	POLICE LINE	5	PSC	9mtr
61	Jeypore	NED	NABARANGPUR	NABARANGPUR	TOWN NO-II	NUABANDH SAHI	5	PSC	9mtr
62	Jeypore	NED	NABARANGPUR	NABARANGPUR	TOWN NO-II	MUNCIPALITY OFFICE	2	WPB	9mtr
63	Jeypore	NED	NABARANGPUR	NABARANGPUR	TOWN NO-II	JAIL ROAD	5	PSC	9mtr
64	Jeypore	NED	NABARANGPUR	NABARANGPUR	TOWN NO-I	MEERA AUTO SQAURE	2	WPB	9mtr
65	Jeypore	NED	NABARANGPUR	NABARANGPUR	TOWN NO-I	JAMAL COLONY	2	WPB	9mtr
66	Jeypore	NED	NABARANGPUR	NABARANGPUR	TOWN NO-II	SADASHIB PARK	5	PSC	9mtr
67	Jeypore	NED	NABARANGPUR	NABARANGPUR	TOWN NO-I	PRATAP SAGAR	5	PSC	9mtr
68	Jeypore	NED	NABARANGPUR	NABARANGPUR	TOWN NO-I	DARUBANDH SAHI	2	WPB	9mtr
69	Jeypore	NED	NABARANGPUR	NABARANGPUR	TOWN NO-II	DASHARAPADA	2	WPB	9mtr
70	Jeypore	NED	NABARANGPUR	NABARANGPUR	TOWN NO-II	BHAGWATI SAHI	2	WPB	9mtr
71	Jeypore	NED	NABARANGPUR	NABARANGPUR	TOWN NO-I	WOMENS COLLEGE	5	PSC	9mtr
72	Jeypore	NED	NABARANGPUR	NABARANGPUR	TOWN NO-I	POLICE LINE	5	PSC	9mtr
73	Jeypore	JED	JESD-2	RANDAPALI	UMURI	TELIGUDA CANAL	5	PSC	9mtr
74	Jeypore	KED	SUNABEDA	SIMILIGUDA	BILAIGUDA TOWN	63kva - BILEIGUDA HIGH SCHOOL	5	PSC	9mtr
75	Rayagada	GED	Gunupur	Gunupur- Rural	Panasaguda	Sirijholi 25KVA	5	PSC	9mtr
76	Rayagada	RED	BISSAMCUTTACK	BISSAMCUTTACK	BISSAMCUTTACK TOWN	GIRLS HOSTEL 100KVA	5	PSC	9mtr
77	Rayagada	PKED	Uppalada	ESO Garabandha	Magada	Birnarayanapur	6	PSC	9mtr
78	Rayagada	PKED	Uppalada	ESO Garabandha	Magada	SND peta OLIC	5	PSC	9mtr
79	Rayagada	PKED	Uppalada	ESO Garabandha	Magada	Birnarayanapur OLIC	4	PSC	9mtr
80	Rayagada	PKED	Uppalada	ESO Garabandha	Magada	Ankudu village	6	PSC	9mtr
81	Rayagada	PKED	Uppalada	ESO Garabandha	Gurandi	Gurandi Cinema hall	7	PSC	9mtr
82	Rayagada	PKED	Uppalada	ESO Garabandha	Gurandi	Gulagaon	4	PSC	9mtr
83	Rayagada	PKED	Uppalada	ESO Garabandha	Garabandha	Garabandha Cinema hall	3	PSC	9mtr
84	RAYAGADA	RED	RAYAGADA	JK PUR	PENTA	PENTA 100 KVA	5	PSC	9mtr
85	RAYAGADA	RED	RAYAGADA	JK PUR	PENTA	JHINJILIBADI	5	PSC	9mtr
86	RAYAGADA	RED	RAYAGADA	JK PUR	PENTA	JHINJILIBADI	5	PSC	9mtr
87	RAYAGADA	RED	RAYAGADA	JK PUR	T KOLANARA	DOKULUGUDA	5	PSC	9mtr
88	Rayagada	RED	THERUBALI	KASIPUR	TIKIRI TOWN	JAMUGUDA	2	PSC	9mtr
89	Rayagada	RED	THERUBALI	KASIPUR	KASIPUR TOWN	POLICE STATION	5	PSC	9mtr
90	Rayagada	RED	THERUBALI	KASIPUR	SUNGER	SUNGER	5	PSC	9mtr
91	Rayagada	GED	Gunupur	Padmapur	Padmapur	Dambosora 100 kva	5	PSC	9mtr
92	Rayagada	GED	Gunupur	Padmapur	Padmapur	bhulusundha 63 kva	5	PSC	9mtr
93	Rayagada	GED	Gunupur	Padmapur	Padmapur	Khairya 100 kva	5	PSC	9mtr
94	RAYAGADA	PKED	Paralakhemundi	PKD RURAL	TOWN 4	PPM BRIDGE	4	WPB	9mtr
95	RAYAGADA	PKED	Paralakhemundi	PKD RURAL	TOWN 4	SANJAY GANDHI COLONY	4	WPB	9mtr
96	RAYAGADA	PKED	Paralakhemundi	PKD RURAL	PHD	SRIDHAR NAGAR 1	3	WPB	9mtr
97	RAYAGADA	PKED	Paralakhemundi	PKD RURAL	PHD	SRIDHAR NAGAR 2	3	WPB	9mtr
98	RAYAGADA	PKED	Paralakhemundi	PKD RURAL	KERANDI	DAMODAR VIHAR	2	PSC	9mtr
99	RAYAGADA	PKED	Paralakhemundi	PKD RURAL	KERANDI	AMAR	2	PSC	9mtr
100	RAYAGADA	PKED	Paralakhemundi	PKD RURAL	KERANDI	NEW KERANDI	2	PSC	9mtr

Location Sl. No. 9

LOCATION OF LT INTERMEDIATE POLE

S. NO.	NAME OF CIRCLE	NAME OF DIVISION	NAME OF SUB-DIVISION	NAME OF SECTION	11 KV FEEDER NAME	DSS NAME	NO. OF INTERMEDIATE POLES REQ.	TYPE OF POLE	HIGHT OF POLE
101	RAYAGADA	PKED	Paralakhemundi	PKD RURAL	JITM	JAJPUR	2	PSC	9mtr
102	Rayagada	GED	Gumuda	Ramanaguda	Bangi	Parala village 25 KVA	5	PSC	9mtr
103	Rayagada	GED	Gumuda	Ramanaguda	Bangi	Mandiro Bangi 25 KVA	3	PSC	9mtr
104	Rayagada	GED	Gumuda	Ramanaguda	Bangi	Bado bangi 25 kva	4	PSC	9mtr
105	Rayagada	GED	Gumuda	Ramanaguda	Bangi	Sano Bangi 16 kva	3	PSC	9mtr
106	Rayagada	GED	Gunupur	Ramanaguda	Lalbi	Pandratala 63 kva	5	PSC	9mtr
107	Rayagada	GED	Gunupur	Ramanaguda	Lalbi	Pandratala colony 25 kva	4	PSC	9mtr
108	Rayagada	GED	Gunupur	Ramanaguda	Lalbi	Chitkapanga 63 kva	5	PSC	9mtr
109	Rayagada	RED	Therubali	Sikarpai	Dunduli	dunduli 100 kva	5	PSC	9mtr
110	Rayagada	RED	Therubali	Sikarpai	K.singpur town	Ratha padia 250 kva	5	PSC	9mtr
111	RAYAGADA	PKED	UPPALADA	UPPALADA	BAGHASALA	BAGHSALA 250 KVA	6	PSC	9mtr
112	RAYAGADA	PKED	UPPALADA	UPPALADA	BAGHASALA	BAGHSALA 100KVA	7	PSC	9mtr
113	RAYAGADA	PKED	UPPALADA	UPPALADA	BAGHASALA	BAPUJIPENTHA 100KVA	8	PSC	9mtr
114	RAYAGADA	PKED	UPPALADA	UPPALADA	BAGHASALA	UPPALADA 63KVA LI	8	PSC	9mtr
115	Rayagada	PKED	Paralakhemundi	Urban	TOWN2	BUS STAND	3	PSC	9mtr
116	Rayagada	PKED	Paralakhemundi	Urban	TOWN2	RAM NAGAR	3	PSC	9mtr
117	Rayagada	PKED	Paralakhemundi	Urban	TOWN2	BUS STAND	2	PSC	9mtr
118	Rayagada	PKED	Paralakhemundi	Urban	TOWN1	SERI SAHI	2	PSC	9mtr
119	Rayagada	PKED	Paralakhemundi	Urban	TOWN1	BB STREET	3	PSC	9mtr
120	Rayagada	PKED	Paralakhemundi	Urban	TOWN1	JANGAM SAHI	3	PSC	9mtr
121	Rayagada	PKED	Paralakhemundi	Urban	TOWN3	KAMPASAHI	3	PSC	9mtr
122	Rayagada	PKED	Paralakhemundi	Urban	TOWN3	LIC COLONY	3	PSC	9mtr
123	Rayagada	PKED	Paralakhemundi	Urban	TOWN3	BANDARI SAHI	3	PSC	9mtr
124	Rayagada	PKED	Paralakhemundi	Urban	TOWN3	LAXMINAGAR	3	PSC	9mtr
125	Rayagada	PKED	Paralakhemundi	Urban	TOWN4	VICTORY COLONY	3	PSC	9mtr
126	Rayagada	PKED	Paralakhemundi	Urban	TOWN4	MAKATHOTAMMA	4	PSC	9mtr
127	Rayagada	PKED	Paralakhemundi	Urban	TOWN4	REKANA SAHI	4	PSC	9mtr
128	ASKA	AED I	ASKA	ASKA	Bus stand	Harihar Nagar 500Kva	5	PSC	9mtr
129	Aska	AED-II	Buguda	Balipadar	Gahangu	DANA CHANDANA PEDHI1_100-Kva	5	PSC	9mtr
130	Aska	AED-II	Buguda	Balipadar	Gahangu	GAHANGU_250Kva	5	PSC	9mtr
131	ASKA	AED I	ASKA	Balsira	Gangapur	Pulasarapalli 250KVA	5	PSC	9mtr
132	Aska	GSED	DIGAPAHANDI	Bomkai	KHARIAGUDA	Lahunia 63 KVA	5	PSC	9mtr
133	Aska	AED-II	K S Nagar	Budhamba	Paikajamuna	SUNAPALLI_100-Kva	5	PSC	9mtr
134	Aska	AED-II	Buguda	Buguda	Manitara	GOLABANDA 1_25-Kva	5	PSC	9mtr
135	Aska	AED-II	Buguda	Buguda	Manitara	DIMIRISAI_10-Kva	5	PSC	9mtr
136	Aska	AED-II	Buguda	Buguda	Manitara	NAGUDU 5_63-Kva	6	PSC	9mtr
137	Aska	AED-II	Buguda	Buguda	Motabadi	SUBUDHIPALLY CHAK_25-Kva	6	PSC	9mtr
138	Aska	AED-II	K S Nagar	Budhamba	Gudiali	GUDIALI ANANTAPALLI SAHI_100-Kva	5	PSC	9mtr
139	Aska	AED-II	Buguda	Balipadar	Pangidi	MANIKAPUR VILLAGE_63-Kva	6	PSC	9mtr
140	Aska	AED-II	K S Nagar	Budhamba	Sialia	GANGAPUR 3_100-Kva	5	PSC	9mtr
141	Aska	AED-II	Buguda	Buguda	Buguda Town	KAILASHNAGAR 2_25-Kva	5	PSC	9mtr
142	Aska	AED-II	Buguda	Buguda	Buguda Town	KOTOKALA POULTRY FIRM_63-Kva	5	PSC	9mtr
143	Aska	AED-II	Buguda	Buguda	Buguda Town	BUDHAKHOL MANDIR_25-Kva	5	PSC	9mtr
144	Aska	AED-II	Buguda	Buguda	Buguda Town	V S COLONY_100-Kva	5	PSC	9mtr
145	Aska	AED-II	Buguda	Buguda	Buguda Town	KOTOKALA VILLAGE_63-Kva	5	PSC	9mtr
146	Aska	AED-II	Buguda	Buguda	Buguda Town	OPPOSITE MAGISTRATE RES*_100-Kva	5	PSC	9mtr
147	Aska	AED-II	Buguda	Buguda	Buguda Town	PATRA CITY_25-Kva	5	PSC	9mtr
148	Aska	AED-II	Buguda	Buguda	Buguda Town	ODIASAHI_250-Kva	5	PSC	9mtr
149	ASKA	GSED	CHIKITI	CHIKITI	KRUSHNAPUR	LIAKHAI 100 KVA	5	PSC	9mtr
150	ASKA	GSED	DIGAPAHANDI	DIGAPAHANDI	DIGAPAHANDI TOWN	AGREECALTURE 100KVA	5	PSC	9mtr

Location Sl. No. 9

LOCATION OF LT INTERMEDIATE POLE

S. NO.	NAME OF CIRCLE	NAME OF DIVISION	NAME OF SUB-DIVISION	NAME OF SECTION	11 KV FEEDER NAME	DSS NAME	NO. OF INTERMEDIATE POLES REQ.	TYPE OF POLE	HIGHT OF POLE
151	ASKA	GSED	DIGAPAHANDI	DIGAPAHANDI	DIGAPAHANDI TOWN	GANDHI CHAKA 500KVA	3	WPB	9mtr
152	ASKA	GSED	DIGAPAHANDI	DIGAPAHANDI	DIGAPAHANDI RURAL	GOKARNAPUR 100 KVA	3	WPB	9mtr
153	Aska	AED-II	K S Nagar	K S Nagar	Ks Nagar Town	VENKETESWAR	5	PSC	9mtr
154	Aska	AED-II	K S Nagar	K S Nagar	Ks Nagar Town	I B BANGLOW 1	5	PSC	9mtr
155	Aska	AED-II	K S Nagar	K S Nagar	Ks Nagar Town	GOUDA DEPO 2	5	PSC	9mtr
156	Aska	AED-II	K S Nagar	K S Nagar	Ks Nagar Town	DHOBA BANDHA	5	PSC	9mtr
157	Aska	GSED	DIGAPAHANDI	Podamari	DENGAusta	GOKARNMERIPALLI	6	PSC	9mtr
158	Aska	GSED	DIGAPAHANDI	Podamari	DENGAusta	Padamapur	6	PSC	9mtr
159	Aska	GSED	DIGAPAHANDI	Podamari	NEW BHISMAGIRI	Phasibandha	6	PSC	9mtr
160	ASKA	AED I	ASKA	ASKA	Bus stand	Bhani Bihar 315KVA	3	WPB	9mtr
161	ASKA	AED I	ASKA	ASKA	Bus stand	Bhani Bihar PHD 500Kva	3	WPB	9mtr
162	ASKA	AED I	NUAGAM	Nuagam I	BHETANAI	SANDHINUAPALI 100KVA	5	PSC	9mtr
163	ASKA	AED I	NUAGAM	Nuagam II	Shergada	Kamasasan 100+100KVA	5	PSC	9mtr
164	ASKA	GSED	CHIKITI	PATRAPUR	BADAPUR	BHAIRAPUR	5	PSC	9mtr
165	Aska	GSED	DIGAPAHANDI	Podamari	NEW BHISMAGIRI	S.TIKARAPADA adibasi sahi	5	PSC	9mtr
166	Aska	GSED	Chikiti	Surangi	TALAPADA	Samantrapur	5	PSC	9mtr
167	City	BED-III	SSD-4	Kukudakhandi	Ankushpur	Ankushpur	5	PSC	9mtr
168	City	BED-III	SSD-4	Kukudakhandi	Kukudakhandi	Kukudakhandi	5	PSC	9mtr
169	City	BED-III	SSD-4	Kukudakhandi	Boulajholi	Boulajholi	5	PSC	9mtr
170	City	BED-III	SSD-4	Lathi	BALIPADA	GUNTHABANDHA	5	PSC	9mtr
171	City	BED-III	SSD-4	Lathi	BALIPADA	CHADEIMARA	5	PSC	9mtr
172	City	BED-III	SSD-4	Lathi	BALIPADA	DAKHINAPUR SHIVA TEMPLE	5	PSC	9mtr
173	City	BED-III	SSD-4	Lathi	BALIPADA	AMBAGADA MAIN ROAD	5	PSC	9mtr
174	CITY	BED-III	KANISI	JAGAPUR	SUVANI	100 KVA K.SUMANDI ROAD SAHI DSS	5	PSC	9mtr
175	CITY	BED-III	KANISI	JAGAPUR	SUVANI	250 KVA R.SUMANDI	5	PSC	9mtr
176	CITY	BED-III	KANISI	JAGAPUR	SUVANI	63 KVA KHANDIA SAHI	2	PSC	9mtr
177	CITY	BED-III	KANISI	JAGAPUR	SOROLA	100 KVA P.SONPUR (NOLIA SAHI)	2	PSC	9mtr
178	CITY	BED-III	KANISI	JAGAPUR	SOROLA	100 KVA P.SONPUR (PALIA SAHI)	2	PSC	9mtr
179	CITY	BED-III	KANISI	JAGAPUR	SOROLA	315 KVA SONPUR	5	PSC	9mtr
180	CITY	BED-III	KANISI	JAGAPUR	SOROLA	100 KVA KATURU	5	PSC	9mtr
181	CITY	BED-III	KANISI	JAGAPUR	SOROLA	100 KVA ARUA SONPUR	4	PSC	9mtr
182	CITY	BED-III	KANISI	JAGAPUR	SOROLA	63 KVA ALADIPUR	4	PSC	9mtr
183	CITY	BED-III	KANISI	JAGAPUR	SOROLA	25 KVA ANTARAIPUR	2	PSC	9mtr
184	CITY	BED-III	KANISI	JAGAPUR	SOROLA	63 KVA K.N.PENTHA	2	PSC	9mtr
185	CITY	BED-III	KANISI	JAGAPUR	SOROLA	100 MAHARANA SAHI	2	PSC	9mtr
186	CITY	BED-III	KANISI	JAGAPUR	SOROLA	100 KVA BAZAR CHAKKA	2	PSC	9mtr
187	CITY	BED-III	KANISI	JAGAPUR	SOROLA	63 KVA JANI SAHI	2	PSC	9mtr
188	CITY	BED-III	KANISI	JAGAPUR	SOROLA	63 KVA KEUTA BADA SAHI	2	PSC	9mtr
189	CITY	BED-III	KANISI	JAGAPUR	SOROLA	63 KVA NUA SAHI	2	PSC	9mtr
190	CITY	BED-III	KANISI	JAGAPUR	SOROLA	100 KVA DUNGA SAHI	2	PSC	9mtr
191	CITY	BED-III	KANISI	JAGAPUR	SOROLA	25 KVA ODRP REDDY SANA SAHI	2	PSC	9mtr
192	CITY	BED-III	KANISI	JAGAPUR	SOROLA	63 KVA BUS STAND	2	PSC	9mtr
193	CITY	BED-III	KANISI	JAGAPUR	SOROLA	63 KVA DAYANIDHIPENTHA	2	PSC	9mtr
194	CITY	BED-III	KANISI	JAGAPUR	SOROLA	100 KVA RAMAYAPATANA	2	PSC	9mtr
195	CITY	BED-III	KANISI	JAGAPUR	SOROLA	63 KVA PHIROJPENTHA	2	PSC	9mtr
196	CITY	BED-III	KANISI	JAGAPUR	SOROLA	100 KVA BADA EKSING	2	PSC	9mtr
197	CITY	BED-III	KANISI	JAGAPUR	GOLONTHARA	JAGAPUR	5	PSC	9mtr
198	CITY	BED-III	KANISI	JAGAPUR	GOLONTHARA	KHUNTAPALLI	5	PSC	9mtr
199	CITY	BED-III	KANISI	JAGAPUR	GOLONTHARA	CHIPRAPALLI	5	PSC	9mtr
200	CITY	BED-III	KANISI	JAGAPUR	GOLONTHARA	HARIPUR	5	PSC	9mtr

Location Sl. No. 9

LOCATION OF LT INTERMEDIATE POLE

S. NO.	NAME OF CIRCLE	NAME OF DIVISION	NAME OF SUB-DIVISION	NAME OF SECTION	11 KV FEEDER NAME	DSS NAME	NO. OF INTERMEDIATE POLES REQ.	TYPE OF POLE	HIGHT OF POLE
201	CITY	BED-III	SDO-IV	LOCHAPADA	LOCHAPADA	KALUANAGAR 2ND LANE 100KVA	5	PSC	9mtr
202	CITY	BED-III	SDO-IV	LOCHAPADA	LOCHAPADA	ADISHAKTI TEMPLE 250KVA	5	PSC	9mtr
203	CITY	BED-III	SDO-IV	LOCHAPADA	LOCHAPADA	SHAKTI NAGAR 6TH LANE EXTENSION	5	PSC	9mtr
204	CITY	BED-III	SDO-IV	LOCHAPADA	LOCHAPADA	BASUDEV NAGAR 250 KVA	5	PSC	9mtr
205	CITY	BED-III	SDO-IV	LOCHAPADA	LOCHAPADA	RUBY EYE HOSPITAL 500 KVA	5	PSC	9mtr
206	CITY	BED-III	SDO-IV	LOCHAPADA	LOCHAPADA	MARTHAPALLI 100KVA	5	PSC	9mtr
207	CITY	BED-III	SDO-IV	LOCHAPADA	LOCHAPADA	CHANDIPADAR 63 KVA	5	PSC	9mtr
208	CITY	BED-III	SDO-IV	LOCHAPADA	LOCHAPADA	CHANDIPADAR 100 KVA	5	PSC	9mtr
209	CITY	BED-III	SDO-IV	LOCHAPADA	LOCHAPADA	TECHNOCITY 100KVA	5	PSC	9mtr
210	CITY	BED-III	SDO-IV	LOCHAPADA	LOCHAPADA	MAHULAPALLI 63 KVA	3	PSC	9mtr
211	CITY	BED-III	KANISI	GOLANTHARA	SASANPADAR	SASANPADAR	5	PSC	9mtr
212	CITY	BED-III	KANISI	GOLANTHARA	SASANPADAR	PANADA	5	PSC	9mtr
213	CITY	BED-III	KANISI	GOLANTHARA	SASANPADAR	CHANDANAPUR	5	PSC	9mtr
214	CITY	BED-III	KANISI	GOLANTHARA	SASANPADAR	SUNADEI	5	PSC	9mtr
215	CITY	BED-III	KANISI	GOLANTHARA	SASANPADAR	SINGABADI	5	PSC	9mtr
216	CITY	BED-III	KANISI	GOLANTHARA	MANTRIDI TOWN	GOLANTHARA VILLAGE	5	PSC	9mtr
217	CITY	BED-III	KANISI	GOLANTHARA	MANTRIDI TOWN	CHATTI	5	PSC	9mtr
218	CITY	BED-III	KANISI	GOLANTHARA	MANTRIDI TOWN	RANDHA	5	PSC	9mtr
219	CITY	BED-III	KANISI	GOLANTHARA	NIST	PALLUR HILL	3	PSC	9mtr
220	City	BED II	SSD I	Old Berhampur	Aska Road	Haridakhandi Kali Mandir	2	WPB	9mtr
221	City	BED II	SSD I	Old Berhampur	Aska Road	Haridakhandi Bypass	2	WPB	9mtr
222	City	BED II	SSD I	Old Berhampur	Aska Road	Bauri Sukunda	2	WPB	9mtr
223	City	BED II	SSD I	Old Berhampur	Aska Road	Baria Billa Sahi	2	WPB	9mtr
224	City	BED II	SSD I	Old Berhampur	Old Berhampur	Panchanan Nagar	2	WPB	9mtr
225	City	BED II	SSD I	Old Berhampur	Old Berhampur	LN Street 11th Lane	2	WPB	9mtr
226	City	BED II	SSD I	Old Berhampur	Housing Board	Kuthari Mandir Sahi	2	WPB	9mtr
227	City	BED II	SSD I	Old Berhampur	Old Berhampur	Bharat Kuada	2	WPB	9mtr
228	City	BED-I	Gopalpur	Gopalpur	Gopalpur	Medical	18	PSC	9mtr
229	City	BED-I	Gopalpur	Gopalpur	Gopalpur	Revu street	15	PSC	9mtr
230	City	BED-I	Gopalpur	Gopalpur	Gopalpur	Palm beach	18	PSC	9mtr
231	City	BED-I	Gopalpur	Gopalpur	Gopalpur	Haripur	4	PSC	9mtr
232	City	BED-I	Gopalpur	Gopalpur	Gopalpur	Upulaputti	15	PSC	9mtr
233	City	BED-I	Gopalpur	Gopalpur	Gopalpur	Kaliaplli	12	PSC	9mtr
234	City	BED-I	Gopalpur	Gopalpur	Gopalpur	Narayanpur	10	PSC	9mtr
235	City	BED-I	Gopalpur	Gopalpur	Gopalpur	Mansurkota	5	PSC	9mtr
236	City	BED-I	Gopalpur	Gopalpur	Gopalpur	Narayanpur	15	PSC	9mtr
237	City	BED-I	Gopalpur	Gopalpur	Gopalpur	Badaputti	10	PSC	9mtr
238	City	BED-I	Gopalpur	bhanjabihar	Dura	pathara	6	PSC	9mtr
239	City	BED-I	Gopalpur	bhanjabihar	Mandiapalli	mandiapalli	5	PSC	9mtr
240	City	BED-I	Gopalpur	bhanjabihar	karapalli	kitchen king	5	PSC	9mtr
241	City	BED-I	Gopalpur	bhanjabihar	karapalli	new karapalli	5	PSC	9mtr
242	City	BED-I	Gopalpur	bhanjabihar	karapalli	rakhsha vihar	5	PSC	9mtr
243	City	BED-I	Gopalpur	bhanjabihar	karapalli	golabandha	6	PSC	9mtr
244	City	BED-I	Gopalpur	Narendrapur	Ragunathpur	Shiva Temple	10	PSC	9mtr
245	City	BED-I	Gopalpur	Narendrapur	Tanganapalli	Paitari	15	PSC	9mtr
246	City	BED-I	Gopalpur	Narendrapur	Tanganapalli	Putabagada	15	PSC	9mtr
247	City	BED-I	Gopalpur	Narendrapur	Tanganapalli	tala Putabagada	15	PSC	9mtr
248	City	BED-I	Gopalpur	Narendrapur	Incometax feeder	Bauri Sahi	25	PSC	9mtr
249	City	BED-I	Gopalpur	Narendrapur	Narendrapur	Panchayat office	15	PSC	9mtr
250	City	BED-I	Gopalpur	Narendrapur	Raghunathpur	Defence Colony	20	PSC	9mtr

Location Sl. No. 9

LOCATION OF LT INTERMEDIATE POLE

S. NO.	NAME OF CIRCLE	NAME OF DIVISION	NAME OF SUB-DIVISION	NAME OF SECTION	11 KV FEEDER NAME	DSS NAME	NO. OF INTERMEDIATE POLES REQ.	TYPE OF POLE	HIGHT OF POLE
251	City	BED-I	Gopalpur	Narendrapur	Raghunathpur	sai Temple	15	PSC	9mtr
252	Berhampur	GNED	KHALLIKOTE	KHALLIKOTE	KHALLIKOT TOWN	JAGANNATH VIHAR	3	WPB	9mtr
253	Berhampur	GNED	KHALLIKOTE	KHALLIKOTE	KHALLIKOT TOWN	JAGANNATH MANDIR	2	WPB	9mtr
254	Berhampur	GNED	KHALLIKOTE	KHALLIKOTE	KHALLIKOT TOWN	INFRONT OF POWER S/S	2	PSC	9mtr
255	Berhampur	GNED	CHATRAPUR	CHATRAPUR-1	UPER BUS STAND	HATAPADA	3	WPB	9mtr
256	Berhampur	GNED	CHATRAPUR	CHATRAPUR-1	UPER BUS STAND	REKAPALLI	3	WPB	9mtr
257	Berhampur	HED	HINJLICUT	PITALA	PITALA	PITALA RANGUNI BANDHA100KVA DSS	5	PSC	9mtr
258	Berhampur	HED	SHERAGADA	SHERAGADA	SHERAGADA TOWN	PANCHAYAT 100KVA	2	PSC	9mtr
259	Berhampur	HED	HINJLICUT	PITALA	PITALA	N Pur 250 kVA	3	PSC	9mtr
260	Berhampur	HED	HINJLICUT	PITALA	PITALA	N Pur 100 kVA	3	PSC	9mtr
261	Berhampur	HED	HINJLICUT	HINJLICUT	New Putiapadar	Balakrishnapur Near Kali Mandir	2	PSC	9mtr
262	Berhampur	HED	HINJLICUT	KONKORADA	KURULA	Khairabethi 100 kVA	2	PSC	9mtr
263	Berhampur	HED	SHERAGADA	KONKORADA	KURULA	Dengapadar 315 kVA	3	PSC	9mtr
264	Berhampur	PSED	PURUSHOTTAMPUR	PURUSHOTTAMPUR	Achuli	Achuli 250KVA	5	PSC	9mtr
265	Berhampur	PSED	PURUSHOTTAMPUR	PURUSHOTTAMPUR	Achuli	Jaleswerkhandi 100KVA	5	PSC	9mtr
266	Berhampur	PSED	PURUSHOTTAMPUR	PURUSHOTTAMPUR	Achuli	Pratapur Thakurani 2x100KVA	5	PSC	9mtr
267	Berhampur	PSED	PURUSHOTTAMPUR	PURUSHOTTAMPUR	Bhutasarsingi	Balarampur 100KVA	5	PSC	9mtr
268	Berhampur	PSED	PURUSHOTTAMPUR	PURUSHOTTAMPUR	Bhutasarsingi	Badakharida 250KVA	5	PSC	9mtr
269	Berhampur	PSED	PURUSHOTTAMPUR	PURUSHOTTAMPUR	Pandia	kolasingi 100KVA	5	PSC	9mtr
270	Berhampur	PSED	PURUSHOTTAMPUR	PURUSHOTTAMPUR	Pandia	Kolasingi BPL 100 KVA	5	PSC	9mtr
271	Berhampur	PSED	PURUSHOTTAMPUR	PURUSHOTTAMPUR	Pandia	Roulapoli 100KVA	5	PSC	9mtr
272	Berhampur	PSED	PURUSHOTTAMPUR	PURUSHOTTAMPUR	Pandia	Gopopur 250KVA	5	PSC	9mtr
273	Berhampur	PSED	POLASARA	POLASARA	KALAMBA	JAKAR	4	PSC	9mtr
274	Berhampur	PSED	POLASARA	POLASARA	BELAGAON	DEULA SAHI-2	4	PSC	9mtr
275	Berhampur	PSED	POLASARA	POLASARA	BELAGAON	MANISALA SANI MANDIR	4	PSC	9mtr
276	Berhampur	PSED	POLASARA	POLASARA	POLASARA RURAL	K RANIPADA DBW POINT	4	PSC	9mtr
277	Berhampur	PSED	POLASARA	POLASARA	POLASARA RURAL	BANTHAPALLI 2	4	PSC	9mtr
278	Berhampur	PSED	POLASARA	POLASARA	POLASARA RURAL	POLOSARA MCC	4	PSC	9mtr
279	Berhampur	PSED	POLASARA	POLASARA	POLASARA TOWN	KALAMBA SAHI CHAKKA	4	PSC	9mtr
280	Berhampur	PSED	Purusottampur	Taratarini	Bhatakumarada feeder	250KVa Jaganathpur	5	PSC	9mtr
281	Berhampur	PSED	POLASARA	CHIRIKIPADA	BALLICHAI	M.DHIASAHI	4	PSC	9mtr
282	Berhampur	PSED	POLASARA	CHIRIKIPADA	BALLICHAI	DUNGURI	4	PSC	9mtr
283	Berhampur	PSED	POLASARA	CHIRIKIPADA	BHABARADA	HANSARALI	4	PSC	9mtr
284	Berhampur	PSED	POLASARA	CHIRIKIPADA	BHABARADA	BHABARADA SCHOOL	4	PSC	9mtr
285	Berhampur	PSED	POLASARA	CHIRIKIPADA	GOLIA	BAUDIAPALLI	4	PSC	9mtr
286	Berhampur	PSED	POLASARA	CHIRIKIPADA	DHUNKAPADA	DHUNKA PADA	5	PSC	9mtr
287	Berhampur	GNED	CHATRAPUR	CHATRAPUR-2	BADAMADHAPUR	BADAMADHAPUR 100KVA	3	WPB	9mtr
288	Berhampur	GNED	RAMBHA	GANJAM	GANJAM	CHAITANYA MATHA 3 500KVA	5	PSC	9mtr
289	Berhampur	GNED	CHATRAPUR	CHATRAPUR-1	LOWER BUS STAND	RIKAPALLI 3	5	PSC	9mtr
290	Berhampur	GNED	KHALLIKOTE	KHALLIKOTE	CHIKILI BANIA	TALARAMPALLI 1	5	PSC	9mtr
291	Berhampur	GNED	CHATRAPUR	CHATRAPUR-1	LOWER BUS STAND	SUB REGISTER OFFICE FRNT	5	PSC	9mtr
292	Berhampur	GNED	CHATRAPUR	CHATRAPUR-1	LOWER BUS STAND	CHATRAPUR MEDICAL	5	PSC	9mtr
293	Berhampur	GNED	KHALLIKOTE	KESHPUR	KANHEIPUR	RAHANDEVI CHHAKA	2	PSC	9mtr
294	Berhampur	GNED	KHALLIKOTE	KESHPUR	KESHPUR	SECTION OFFICE-2	5	PSC	9mtr
295	Bhanjanagar	PED	Baliguda	Baliguda	Church	Dandapadar 100KVA	2	PSC	9mtr
296	Bhanjanagar	PED	Baliguda	Baliguda	Church	Karnetpur 100KVA	1	PSC	9mtr
297	Bhanjanagar	BOED	MANAMUNDA	BAUNSUNI	BAUNSUNI	GODBHITAR 100KVA	4	PSC	9mtr
298	Bhanjanagar	BOED	MANAMUNDA	BAUNSUNI	BAHIRA	SINGARI 63KVA	5	PSC	9mtr
299	Bhanjanagar	BOED	MANAMUNDA	BAUNSUNI	JANAPANKA	JANAPANKA 63KVA	5	PSC	9mtr
300	Bhanjanagar	BOED	MANAMUNDA	BAUNSUNI	DAHYA-1	MASINAPADA 100KVA	4	PSC	9mtr

Location Sl. No. 9

LOCATION OF LT INTERMEDIATE POLE

S. NO.	NAME OF CIRCLE	NAME OF DIVISION	NAME OF SUB-DIVISION	NAME OF SECTION	11 KV FEEDER NAME	DSS NAME	NO. OF INTERMEDIATE POLES REQ.	TYPE OF POLE	HIGHT OF POLE
301	Bhanjanagar	BOED	MANAMUNDA	BAUNSUNI	DAHYA-1	JAMTANGI 63KVA	5	PSC	9mtr
302	Bhanjanagar	BOED	MANAMUNDA	BAUNSUNI	TELIBANDHA	SIDHAPUR 25KVA	5	PSC	9mtr
303	Bhanjanagar	BOED	MANAMUNDA	BAUNSUNI	TELIBANDHA	POLASPAT 63KVA	5	PSC	9mtr
304	Bhanjanagar	BOED	MANAMUNDA	BAUNSUNI	TELIBANDHA	JALOI 16KVA	5	PSC	9mtr
305	Bhanjanagar	BOED	MANAMUNDA	BAUNSUNI	TELIBANDHA	ROUTBAHAL 25KVA	5	PSC	9mtr
306	Bhanjanagar	BNED	BHANJANAGAR 1	bhejiput	town	patoro colony 315 kva	5	WPB	9mtr
307	Bhanjanagar	BNED	BHANJANAGAR 1	bhejiput	town	patoro colony 315 kva	5	WPB	9mtr
308	Bhanjanagar	BNED	BHANJANAGAR 1	bhejiput	GAMUNDI	NILADHARI VIHAR	2	PSC	9mtr
309	Bhanjanagar	BNED	BHANJANAGAR 1	bhejiput	GAMUNDI	BAGDEVI ROAD 500 KVA	2	PSC	9mtr
310	Bhanjanagar	BNED	BHANJANAGAR 1	bhejiput	GAMUNDI	BAGDEVI ROAD 500 KVA	2	WPB	9mtr
311	Bhanjanagar	BOED	Boudh	Boudh	Town-2	Chandrachud temple	4	PSC	9mtr
312	Bhanjanagar	BOED	Boudh	Boudh	Town-1	Jamu chak	4	PSC	9mtr
313	Bhanjanagar	PED	Baliguda	DARINGBADI	RUKANBADI	DULURI	2	PSC	9mtr
314	Bhanjanagar	PED	Baliguda	DARINGBADI	RUKANBADI	SIVA TEMPLE	2	PSC	9mtr
315	Bhanjanagar	PED	Baliguda	DARINGBADI	RUKANBADI	RADHAKRUSHNA SAHI	2	PSC	9mtr
316	Bhanjanagar	PED	Baliguda	DARINGBADI	RUKANBADI	MAGISTRATE QTR	2	PSC	9mtr
317	Bhanjanagar	PED	G.UDAYAGIRI	G.UDAYAGIRI	TOWN-1	MEDICAL	3	PSC	9mtr
318	Bhanjanagar	PED	Phulbani	Phulbani	COLLEGE	COLLEGE JUNCTION	5	PSC	9mtr
319	Bhanjanagar	PED	G.UDAYAGIRI	G.UDAYAGIRI	TOWN-1	SIVATEMPLE	2	PSC	9mtr
320	Bhanjanagar	PED	G.UDAYAGIRI	G.UDAYAGIRI	TOWN-1	TREASURY	4	PSC	9mtr
321	Bhanjanagar	PED	G.UDAYAGIRI	G.UDAYAGIRI	TOWN-1	INDIRAPADIA	2	PSC	9mtr
322	Bhanjanagar	PED	G.UDAYAGIRI	G.UDAYAGIRI	TOWN-1	DUGUDI	3	PSC	9mtr
323	Bhanjanagar	PED	G.UDAYAGIRI	G.UDAYAGIRI	TOWN-1	WOMENCOLLEGE	3	PSC	9mtr
324	Bhanjanagar	PED	G.UDAYAGIRI	G.UDAYAGIRI	TOWN-1	HATIBALI	4	PSC	9mtr
325	Bhanjanagar	PED	G.UDAYAGIRI	G.UDAYAGIRI	TOWN-2	SRIRAM PADA	3	PSC	9mtr
326	Bhanjanagar	PED	G.UDAYAGIRI	G.UDAYAGIRI	TOWN-2	NEW HATAPADA	1	PSC	9mtr
327	Bhanjanagar	PED	Phulbani	Phulbani	TOWN NO-3	PENJISAHI	5	PSC	9mtr
328	Bhanjanagar	PED	G.UDAYAGIRI	G.UDAYAGIRI	TOWN-1	MEDICAL	3	PSC	9mtr
329	Bhanjanagar	PED	G.UDAYAGIRI	G.UDAYAGIRI	TOWN-1	SIVATEMPLE	2	PSC	9mtr
330	Bhanjanagar	PED	G.UDAYAGIRI	G.UDAYAGIRI	TOWN-1	TREASURY	4	PSC	9mtr
331	Bhanjanagar	PED	G.UDAYAGIRI	G.UDAYAGIRI	TOWN-1	INDIRAPADIA	2	PSC	9mtr
332	Bhanjanagar	PED	G.UDAYAGIRI	G.UDAYAGIRI	TOWN-1	DUGUDI	3	PSC	9mtr
333	Bhanjanagar	PED	G.UDAYAGIRI	G.UDAYAGIRI	TOWN-1	WOMENCOLLEGE	3	PSC	9mtr
334	Bhanjanagar	PED	G.UDAYAGIRI	G.UDAYAGIRI	TOWN-1	HATIBALI	4	PSC	9mtr
335	Bhanjanagar	PED	G.UDAYAGIRI	G.UDAYAGIRI	TOWN-2	SRIRAM PADA	3	PSC	9mtr
336	Bhanjanagar	PED	G.UDAYAGIRI	G.UDAYAGIRI	TOWN-2	NEW HATAPADA	1	PSC	9mtr
337	Bhanjanagar	PED	G.UDAYAGIRI	G.UDAYAGIRI	GRESINGIA	KIRAMAHA	1	PSC	9mtr
338	Bhanjanagar	PED	G.UDAYAGIRI	G.UDAYAGIRI	GRESINGIA	RUDANGIA	2	PSC	9mtr
339	Bhanjanagar	PED	G.UDAYAGIRI	G.UDAYAGIRI	GRESINGIA	RATINGIA	5	PSC	9mtr
340	Bhanjanagar	BNED	BHANJANAGR2	KANTEIPALLY	GOBARA	100KVA GOBARA 1	5	PSC	9mtr
341	Bhanjanagar	BNED	BHANJANAGR2	KANTEIPALLY	GOBARA	2*100KVA GOBARA	5	PSC	9mtr
342	Bhanjanagar	BNED	BHANJANAGR2	KANTEIPALLY	GOBARA	100KVA GOBARA 2	3	PSC	9mtr
343	Bhanjanagar	BNED	BHANJANAGR2	KANTEIPALLY	NETTENGA	100KVA DENGAPADAR	5	PSC	9mtr
344	Bhanjanagar	BNED	BHANJANAGR2	KANTEIPALLY	JILLUNDI	100KVA JILUNDI	4	PSC	9mtr
345	Bhanjanagar	BNED	BHANJANAGR2	KANTEIPALLY	KULLANGI	DUBULUNDA 100 KVA	3	PSC	9mtr
346	Bhanjanagar	BNED	BHANJANAGR2	KANTEIPALLY	KULLANGI	KHUNTAPALLI 63KVA	2	PSC	9mtr
347	Bhanjanagar	BNED	BHANJANAGR2	KANTEIPALLY	KULLANGI	KULANGI KHARI PADIA 16 KVA	2	PSC	9mtr
348	Bhanjanagar	BNED	BHANJANAGR2	KANTEIPALLY	KULLANGI	KALIAGUDA 100KVA	5	PSC	9mtr
349	Bhanjanagar	BNED	BHANJANAGR2	KANTEIPALLY	KULLANGI	PALASPALLI 100	5	PSC	9mtr
350	Bhanjanagar	BNED	BHANJANAGAR 2	KANTEIPALLY	GOBARA	100KVA BALIBHAGA	5	PSC	9mtr

Location Sl. No. 9

LOCATION OF LT INTERMEDIATE POLE

S. NO.	NAME OF CIRCLE	NAME OF DIVISION	NAME OF SUB-DIVISION	NAME OF SECTION	11 KV FEEDER NAME	DSS NAME	NO. OF INTERMEDIATE POLES REQ.	TYPE OF POLE	HIGHT OF POLE
351	Bhanjanagar	BNED	BHANJANAGAR 2	KANTEIPALLY	GOBARA	63KVA REBATI NGR	1	PSC	9mtr
352	Bhanjanagar	BNED	BHANJANAGAR 2	KANTEIPALLY	GOBARA	250KVA GOBARA	5	PSC	9mtr
353	Bhanjanagar	BNED	BHANJANAGAR 2	KANTEIPALLY	GOBARA	100KVA GOBARA 2	3	PSC	9mtr
354	Bhanjanagar	BNED	BHANJANAGAR 2	KANTEIPALLY	JILLUNDI	100KVA JILUNDI	4	PSC	9mtr
355	Bhanjanagar	BNED	BHANJANAGAR 2	KANTEIPALLY	KULLANGI	DUBULUNDA 100 KVA	5	PSC	9mtr
356	Bhanjanagar	BNED	BHANJANAGAR 2	KANTEIPALLY	KULLANGI	SANABORESINGH 100+63 KVA	5	PSC	9mtr
357	Bhanjanagar	BNED	BHANJANAGAR 2	KANTEIPALLY	KULLANGI	KULANGI KHARI PADIA 16 KVA	5	PSC	9mtr
358	Bhanjanagar	BNED	BHANJANAGAR 2	KANTEIPALLY	KULLANGI	GUDIBANDHA 100 KVA	5	PSC	9mtr
359	Bhanjanagar	BNED	BHANJANAGAR 2	KANTEIPALLY	KULLANGI	KALIAGUDA 100KVA	5	PSC	9mtr
360	Bhanjanagar	BNED	BHANJANAGAR 2	KANTEIPALLY	KULLANGI	PALASPALLI 100	5	PSC	9mtr
361	Bhanjanagar	BNED	BHANJANAGAR 2	KBPUR	GANGAPUR	SINGHAMARDAN 100	5	PSC	9mtr
362	Bhanjanagar	BNED	BHANJANAGAR 2	KBPUR	KBPUR	KNUAGADA 250	5	PSC	9mtr
363	Bhanjanagar	BNED	BHANJANAGAR 2	KBPUR	KBPUR	KNUAGADA 100	5	PSC	9mtr
364	Bhanjanagar	PED	Phulbani	PHIRINGIA	RUJANGI	Pakanagaon	2	PSC	9mtr
365	Bhanjanagar	PED	Phulbani	PHIRINGIA	RUJANGI	Barapada	2	PSC	9mtr
366	Bhanjanagar	PED	Phulbani	Phulbani	COLLEGE	GOPAL SAHI	3	PSC	9mtr
367	Bhanjanagar	PED	Phulbani	Phulbani	MEDICAL	MASTERPADA	3	PSC	9mtr
368	Bhanjanagar	PED	Phulbani	Phulbani	TOWN NO-3	SALABANA	3	PSC	9mtr
369	Bhanjanagar	PED	Phulbani	Phulbani	PHULBANISAHI	KENUPADAR	4	PSC	9mtr
370	Bhanjanagar	BOED	Boudh	Purunakatak	BNPUR	Rambhikata 63 KVA	4	PSC	9mtr
371	Bhanjanagar	BOED	Boudh	Purunakatak	BNPUR	Champapur 63 KVA	4	PSC	9mtr
372	Bhanjanagar	BOED	Boudh	Purunakatak	BNPUR	Sampoch 100 KVA	4	PSC	9mtr
373	Bhanjanagar	BOED	Boudh	Purunakatak	BNPUR	BNPUR	4	PSC	9mtr
374	Bhanjanagar	BOED	Boudh	Purunakatak	BNPUR	Sansubaliya	4	PSC	9mtr
375	Bhanjanagar	PED	Phulbani	Tumudibandha	Tumudibandha Town	NEAR BY FIRE STATION	2	PSC	9mtr
376	Bhanjanagar	PED	Phulbani	Tumudibandha	Tumudibandha Town	CIVIL CRIMINAL COURT	2	PSC	9mtr
377	Rayagada	PKED	Uppalada	RAIGADA	JEERANG	GAUDA SAHI-2, CHRISTIAN ST-4	6	PSC	9mtr
378	Rayagada	PKED	Uppalada	RAIGADA	KOINPUR	BADUS-1, KANCHAMPADA-1, LANDU SAHI-1, GALGANDA-2	5	PSC	9mtr

Location Sl. No. 10

LOCATION OF LT BARE TO ABC CONVERSION

SL. NO.	NAME OF CIRCLE	NAME OF DIVISION	NAME OF SUBDIVISION	NAME OF SECTION	NAME OF 11 KV FEEDER	DSS NAME (GIS ID-GIS NAME OF DTR)	RATING OF DSS IN (kVA)	LOCATION FROM	LOCATION TO	CABLE SIZE (SQ.MM)	PROPOSED CKT. KM
1	JEYPORE	NED	PAPADAHANDI	PAPADAHANDI	DONGRA	MALI STREET	100	DONGRA	DONGRA	95	0.27
2	JEYPORE	NED	UMERKOTE	RAIGHAR	GURUSINGHA	KRISHNANAGAR	63	DP	7THPOLE	50	0.19
3	JEYPORE	NED	UMERKOTE	RAIGHAR	GURUSINGHA	DUMURIMUNDA DNK	100	DP	12TH POLE	50	0.5
4	JEYPORE	NED	NABARANGPUR	TENTULIKHUNTI	KONGRA	KAMTA	25	DSS	KAMTA	35	0.2
5	JEYPORE	NED	NABARANGPUR	UMERKOTE	UMERKOTE TOWN	KUSUM GUDA	100	KUSUMGUDA	KUSUMGUDA	50	0.4
6	JEYPORE	KED	KORAPUT	KORAPUT-1	KORAPUT NO I	14118544	315	RAMU GARRAGE	BOYNIKA	95	0.1
7	JEYPORE	KED	KORAPUT	KORAPUT-1	KORAPUT NO I	14116287	250	SIVASINGHA CHHAKA	TAIL END	95	0.1
8	JEYPORE	KED	KORAPUT	KORAPUT-1	KORAPUT NO III	14117842	500	BHANDI SAHI	TAIL END	95	0.1
9	JEYPORE	KED	KORAPUT	KORAPUT-1	KORAPUT NO III	14115292	250+315	PUJARIPUT	TAIL END	95	0.1
10	JEYPORE	KED	KORAPUT	KORAPUT-1	KORAPUT NO-1	IGNOU OFFICE	100	NEAR POSTAL COLONY	IGNOU OFFICE	50	0.1
11	JEYPORE	KED	KORAPUT	KORAPUT NO-1	KORAPUT NO-2	NEAR BANABHARATI 250KVA	250	BANABHARATI	NEAR FOREST OFFICE	50	0.1
12	JEYPORE	JED	JESD-2	NO-I	TOWN	SIVA LODGE	250	SIVA LODGE	KALIA PETROL PUMP	95	0.1
13	JEYPORE	JED	JESD NO II	JEYPORE 1	JYP TOWN	SWEEPER COLONY	100	DSS	SWEEPER COLONY	50	0.16
14	JEYPORE	JED	JESD NO II	JEYPORE 1	JYP TOWN	SIVA LODGE	250	DSS	CHISTIANPETA	95	0.2
15	JEYPORE	MED	BALIMELA	BALIMELA	K.GUMMA TOWN	BLOCK COLONY	100	OLD BLOCK COLONY	RAJA SAHI	50	0.1
16	JEYPORE	MED	BALIMELA	BALIMELA	MUDULIPADA	MUDULIPADA	63	MUDULIPDA JAGANATH TEMPLE	BANDHAGUDA	35	0.1
17	JEYPORE	JED	JESD NO I	jeypore-2	KAHDAPA	DHARNAHANDI LI POINT	100	DSS	DHARNAHANDIU LI POINT	50	0.2
18	JEYPORE	JED	JESD NO I	JEYPORE 3	JEYPORE NO1	GANGA NAGAR	63	GANGA NAGAR	GANGA NAGAR	50	0.1
19	JEYPORE	JED	JESD NO I	JEYPORE 3	JEYPORE NO1	BHOI SAHI	100	DSS	BELL ROAD	50	0.1
20	JEYPORE	JED	JESD NO I	JEYPORE 3	JAYANAGAR	CHILIGUDA	63	DSS	JAYANAGAR CHAWK	50	0.1
21	JEYPORE	JED	JESD NO I	JEYPORE 3	GANDHI CHAWK	JAIL S/S	100	DSS	DHEPASAHI CHAWK	50	0.1
22	JEYPORE	JED	JESD NO I	JEYPORE 3	GANDHI CHAWK	JAMAL	100	DISHWA VIDEO SHOP	MACHABANDHA SAHI	50	0.1
23	JEYPORE	JED	JESD NO I	JEYPORE 3	GANDHI CHAWK	MILL SAHI	500	KAPU STREET JN	DAILY MARKET BACK SIDE	95	0.1
24	JEYPORE	JED	JESD NO I	JEYPORE 3	JEYPORE NO1	LAKHMI	500	NKT ROAD	DALI MILL	95	0.35
25	JEYPORE	JED	JESD NO I	JEYPORE 3	JEYPORE NO1	KHAJURIBANDHA	250	DSS	PR PETA 2ND LANE	95	0.1
26	JEYPORE	JED	JESD NO I	JEYPORE 3	JAYANAGAR	PAIK SAHI	250	DSS	PAIK SAHI 4TH LANE	95	0.1
27	JEYPORE	JED	JESD NO I	JEYPORE 3	JEYPORE NO 2	PANCHANAN MANDIR	315	PARICHA SAHI	SUNAR SAHI CHAWK	50	0.1
28	JEYPORE	JED	BORIGUMMA	KOTPAD	KOTPAD TOWN	Near BASANTI TOWER	100	BASANTI TOWER	RATHA HOUSE	95	0.1
29	RAYAGADA	GED	GUMUDA	PADMAPUR	PADMAPUR	NO-01	100	DSS	NO-01	95	0.1
30	RAYAGADA	GED	GUMUDA	PADMAPUR	PADMAPUR	HARIJAN SAHI	63	DSS	HARIJAN SAHI	95	0.1
31	RAYAGADA	GED	GUMUDA	PADMAPUR	PADMAPUR	JAGMUNDA	100	DSS	JAGMUNDA	95	0.1
32	RAYAGADA	GED	GUMUDA	PADMAPUR	KENDUGUDA	KENDUGUDA	250	DSS	KENDUGUDA	95	0.1
33	RAYAGADA	GED	GUMUDA	PADMAPUR	KENDUGUDA	HATPADAR	63	DSS	HATPADAR	50	0.1
34	RAYAGADA	PKED	PARALAKHEMUNDI	URBAN	TOWN1	VENKATESWARA(9355313)	500	LTR2101-59/14	LTR2101-59/18	95	0.1
35	RAYAGADA	PKED	PARALAKHEMUNDI	URBAN	TOWN4	POSTOFFICE (11034973)	100	HTR2101-5/125	LTR2101-706/4	95	0.1
36	RAYAGADA	PKED	PARALAKHEMUNDI	URBAN	TOWN1	SERI JAGILI STREET(9355311)	100	LTR2101-62/2	LTR2101-62/5	50	0.1
37	RAYAGADA	PKED	PARALAKHEMUNDI	URBAN	TOWN4	REKANASAHI(11034453)	500	LTR2101-708/22	LTR2101-709/2	95	0.1
38	RAYAGADA	PKED	PARALAKHEMUNDI	URBAN	TOWN1	ANKAR STREET	100	ANKAR STREET	MAIN ROAD	95	0.1
39	RAYAGADA	PKED	PARALAKHEMUNDI	URBAN	TOWN1	BEVART STREET	250	BEVART STREET	VENKATESWAR	95	0.1
40	RAYAGADA	PKED	PARALAKHEMUNDI	PKD RURAL	TOWN 4	ORT	500	FRIENDS COLONY	FRIENDS COLONY	95	0.1
41	RAYAGADA	RED	RAYAGADA	RAYAGADA NO2	TOWN 3	OMP	500	OMP	NEHRU NAGAR 3RD LANE	50	0.1
42	RAYAGADA	RED	RAYAGADA	RAYAGADA NO2	TOWN 3	OMP	500	OMP	RING ROAD	95	0.1
43	RAYAGADA	RED	RAYAGADA	RAYAGADA NO2	RANIGUDA	PGR PATTNAYAK	500	PGR PATTNAYAK	VK FUNCTION HALL	95	0.2
44	RAYAGADA	RED	RAYAGADA	RAYAGADA NO2	RANIGUDA	VK FUNCTION HALL	500	VK FUNCTION HALL	HP GAS GODAM	95	0.1
45	RAYAGADA	RED	RAYAGADA	RAYAGADA NO2	RANIGUDA	VK FUNCTION HALL	500	VK FUNCTION HALL	FIRE STATION	50	0.1
46	RAYAGADA	RED	RAYAGADA	RAYAGADA NO2	TOWN 4	GIRLS HIGH SCHOOL	250	GIRLS HIGH SCHOOL	DFO OFFICE	95	0.1
47	RAYAGADA	RED	RAYAGADA	RAYAGADA NO2	TOWN 4	MI DIVISION	500	MI DIVISION	VANSI KRISHNA HOTEL	95	0.2
48	RAYAGADA	RED	RAYAGADA	RAYAGADA NO2	TOWN 4	GAJALAXMI 200KVA	200	GAJALAXMI 200KVA	SAI MANDIR ROAD	95	0.1
49	RAYAGADA	RED	RAYAGADA	RAYAGADA NO2	RANIGUDA	WOMENS COLLEGE BACK SIDE	100	WOMENS COLLEGE BACK SIDE	REVENUE COLONY	50	0.1
50	RAYAGADA	RED	RAYAGADA	RAYAGADA NO2	RANIGUDA	DFO 12TH LANE	315	DFO 12TH LANE	DFO 12TH LANE	50	0.1
51	RAYAGADA	RED	RAYAGADA	RAYAGADA NO2	RANIGUDA	DFO 12TH LANE	315	DFO 12TH LANE	DFO 8TH LANE	95	0.1
52	RAYAGADA	RED	RAYAGADA	RAYAGADA NO2	TOWN 3	GOVINDA SWEETS	315	GOVINDA SWEETS	INDOOR STADIUM	95	0.1
53	RAYAGADA	RED	RAYAGADA	RAYAGADA NO2	TOWN 3	PACHAVATI NAGAR	500	PACHAVATI NAGAR	INDOOR STADIUM	95	0.1
54	RAYAGADA	RED	RAYAGADA	RAYAGADA NO2	TOWN 3	INDIRI NAGAR 1ST LANE	100	INDIRI NAGAR 1ST LANE	SAIRAM FAST FOOD	50	0.3
55	RAYAGADA	RED	RAYAGADA	RAYAGADA NO2	TOWN 3	UGMIT	100	UGMIT	GAYATRI NAGAR 1ST LANE	50	0.1
56	RAYAGADA	RED	RAYAGADA	RAYAGADA NO2	TOWN 3	PGR PATTNAYAK	500	PGR PATTNAYAK	VK FUNCTION HALL	95	0.1
57	RAYAGADA	RED	RAYAGADA	RAYAGADA NO2	TOWN 3	VK FUNCTION HALL	100	VK FUNCTION HALL	HP GAS GODAM	95	0.1
58	RAYAGADA	RED	RAYAGADA	RAYAGADA NO2	TOWN 3	WOMENS COLLEGE BACK SIDE	100	WOMENS COLLEGE BACK SIDE	WOMENS COLLEGE BACK SIDE	95	0.1
59	RAYAGADA	RED	RAYAGADA	RAYAGADA NO2	TOWN 3	VK FUNCTION HALL	100	VK FUNCTION HALL	FIRE STATION	95	0.1
60	RAYAGADA	RED	RAYAGADA	RAYAGADA NO2	TOWN 3	RANIGUDA FCC FRONT	315	RANIGUDA FCC FRONT	RANIGUDA FCC FRONT	95	0.1
61	RAYAGADA	RED	RAYAGADA	RAYAGADA NO2	TOWN 3	MI DIVISION	500	MI DIVISION	MI DIVISION	95	0.1
62	RAYAGADA	RED	RAYAGADA	RAYAGADA NO2	TOWN 3	SAI TEMPLE ROAD	100	SAI TEMPLE ROAD	SAI TEMPLE ROAD	95	0.1
63	RAYAGADA	RED	RAYAGADA	RAYAGADA NO2	TOWN 3	GAYATRI NAGAR TOWER	100	GAYATRI NAGAR TOWER	GAYATRI NAGAR 2ND LANE	50	0.1
64	RAYAGADA	RED	RAYAGADA	RAYAGADA NO2	TOWN 3	HALLO HOTEL	500	HALLO HOTEL	GAYATRI NAGAR 6TH LANE	50	0.1
65	RAYAGADA	RED	RAYAGADA	RAYAGADA NO2	TOWN 3	INDIRI NAGAR 1ST LANE	100	INDIRI NAGAR 1ST LANE	NEHUR NAGAR 1ST LANE	95	0.1
66	RAYAGADA	RED	RAYAGADA	RAYAGADA NO2	TOWN 3	JYOTI FUNDRY	100	JYOTI FUNDRY	JYOTI FUNDRY	50	0.1
67	RAYAGADA	RED	RAYAGADA	RAYAGADA NO2	TUMBIGUDA	KASTURI NAGAR 3RD LANE LIC	500	KASTURI NAGAR 3RD LANE LIC	KASTURI NAGAR 3RD LANE	50	0.1
68	RAYAGADA	RED	RAYAGADA	RAYAGADA NO2	TOWN 3	JAIN DHARMASHALA	100	JAIN DHARMASHALA	JAIN DHARMASHALA	50	0.1
69	RAYAGADA	RED	RAYAGADA	RAYAGADA NO2	TUMBIGUDA	HOUSING BOARD	500	HOUSING BOARD	MAIN ROAD	95	0.2
70	RAYAGADA	RED	RAYAGADA	RAYAGADA NO2	TUMBIGUDA	REGEIONAL BANK	100	REGEIONAL BANK	DR NN DAS HOUSE	50	0.1
71	RAYAGADA	RED	RAYAGADA	RAYAGADA NO2	TOWN 4	DS FIRRM	100	DS FIRRM	BALAJI SWEETS	50	0.1
72	RAYAGADA	RED	RAYAGADA	RAYAGADA NO2	CHEKAGUDA	DIC JUNCTION	500	DIC JUNCTION	COOPERATIVE COLONY 4TH LANE	95	0.1
73	RAYAGADA	RED	RAYAGADA	RAYAGADA NO2	JK	SAI PRIYANAGAR 7TH LAME	250	SAI PRIYANAGAR 7TH LAME	SAI PRIYANAGAR 7TH LAME	95	0.1
74	RAYAGADA	RED	RAYAGADA	RAYAGADA NO1	INDUSTRIAL	TADAMA CHHAKA	100	TADAMA CHHAKA	TADAMA CHHAKA	50	0.1
75	RAYAGADA	RED	RAYAGADA	RAYAGADA NO1	TOWN 2	BRAMHIN SAHI	315	BRAMHIN SAHI	BRAMHIN SAHI	95	0.1
76	RAYAGADA	RED	THERUBALI	KASIPUR	KASIPUR TOWN	KASIPUR PHD	250	KASIPUR PHD	KASIPUR PHD	95	0.1
77	RAYAGADA	RED	THERUBALI	KASIPUR	CHANDRAGIRI	MALI GAON	25	MALI GAON	MALI GAON	50	0.1
78	RAYAGADA	RED	THERUBALI	THERUBALI	THERUBALI	GRID	100	GRID	CHINA GARAGE	50	0.1
79	RAYAGADA	RED	THERUBALI	JK PUR	JK	PRASAD METAL	500	PRASAD METAL	KHALIGUDA	95	0.1
80	RAYAGADA	RED	THERUBALI	SIKARPAI	KOLNARA	PITESU	100	PITESU	ADIVASI SAHI	50	0.1
81	RAYAGADA	RED	THERUBALI	SIKARPAI	SIKARPAI	NADI SAHI	250	NADI SAHI	NADI SAHI	50	0.1
82	ASKA	AED I	NUAGAM	NUAGAM-II	SHERGADA	KAMASASAN	100+100	DSS	VILLAGE	50	0.1
83	ASKA	AED I	NUAGAM	NUAGAM-II	SHERGADA	KHASIBILI	100	DSS	VILLAGE	50	0.1
84	ASKA	AED I	NUAGAM	NUAGAM-II	SHERGADA	SORDA ROAD	100	DSS	VILLAGE	50	0.1
85	ASKA	AED I	NUAGAM	NUAGAM-II	SHERGADA	KAMASASAN	100	DSS	VILLAGE	50	0.1
86	ASKA	AED I	NUAGAM	NUAGAM-II	SHERGADA	KALASANDAPUR	250+100	DSS	VILLAGE	95	0.1
87	ASKA	AED I	NUAGAM	NUAGAM-II	SHERGADA	KALASANDAPUR NUA SAHI	250	DSS	VILLAGE	95	0.1
88	ASKA	AED I	NUAGAM	NUAGAM-II	SHERGADA	NALAGONDA PATNA SAHI	100	DSS	VILLAGE	50	0.1
89	ASKA	AED I	NUAGAM	NUAGAM-II	SHERGADA	NALAGONDA HARIJANA SAHI	100	DSS	VILLAGE	50	0.1
90	ASKA	AED I	NUAGAM	NUAGAM-II	SHERGADA	KADABHAG	100	DSS	VILLAGE	50	0.1
91	ASKA	AED I	NUAGAM	NUAGAM-II	SHERGADA	KARNOLI	100+100	DSS	VILLAGE	50	0.1
92	ASKA	AED I	NUAGAM	NUAGAM-II	MUKUNDAPUR	HARIJAN SAHI	100	DSS	VILLAGE	50	0.16

Location Sl. No. 10

LOCATION OF LT BARE TO ABC CONVERSION

SL. NO.	NAME OF CIRCLE	NAME OF DIVISION	NAME OF SUBDIVISION	NAME OF SECTION	NAME OF 11 KV FEEDER	DSS NAME (GIS ID-GIS NAME OF DTR)	RATING OF DSS IN (kVA)	LOCATION FROM	LOCATION TO	CABLE SIZE (SQ.MM)	PROPOSED CKT. KM
93	ASKA	AED I	NUAGAM	NUAGAM-II	MUKUNDAPUR	PADHALA	100+100	DSS	VILLAGE	50	0.1
94	ASKA	AED I	NUAGAM	NUAGAM-II	MUKUNDAPUR	PADHALA	100	DSS	VILLAGE	50	0.1
95	ASKA	AED I	NUAGAM	NUAGAM-II	MUKUNDAPUR	TANKACHAI	100+100	DSS	VILLAGE	50	0.1
96	ASKA	AED I	NUAGAM	NUAGAM-II	MUKUNDAPUR	MAHACHHAI	100+100	DSS	VILLAGE	50	0.1
97	ASKA	AED I	ASKA	BALISIRA	KAMAGADA	BALSIRA NEAR PSS 1	100	DSS	VILLAGE	50	0.12
98	ASKA	AED I	ASKA	BALISIRA	KAMAGADA	BALSIRA NEAR PSS 2	100	DSS	VILLAGE	35	0.1
99	ASKA	AED I	ASKA	BALISIRA	NIMINA	KHANDRAVALLI	100	DSS	VILLAGE	35	0.2
100	ASKA	AED I	ASKA	BALISIRA	GANGAPUR	JAHADAI	63	DSS	VILLAGE	35	0.1
101	ASKA	AED I	ASKA	BALISIRA	GANGAPUR	JAHADAI	63	DSS	VILLAGE	35	0.1
102	ASKA	AED I	ASKA	BALISIRA	GANGAPUR	PULASARAPALLI	63	DSS	VILLAGE	35	0.1
103	ASKA	AED I	ASKA	BALISIRA	GUNTHAPADA	LANDAJUALI	63	DSS	VILLAGE	35	0.1
104	ASKA	AED I	ASKA	BALISIRA	NIMINA	KALASUTTA	100	DSS	VILLAGE	50	0.11
105	ASKA	AED I	ASKA	BALISIRA	GANGAPUR	RAJENDRAPUR	100	DSS	VILLAGE	50	0.1
106	ASKA	AED I	ASKA	DHARAKOTE	MUNDAMARAI	BHANDARIBASA COLONY	100	BHANDARIBASA COLONY	BHANDARIBASA COLONY LAST	50	0.1
107	ASKA	AED I	ASKA	DHARAKOTE	BAHARPUR	PADAMPUR	100	PADAMPUR	PADAMPUR VILLAGE STARTING	50	0.1
108	ASKA	AED I	ASKA	DHARAKOTE	NUAGADA	NUAGOCHA	25	FROM S/S	VILLAGE END	35	0.1
109	ASKA	AED I	ASKA	DHARAKOTE	JHARAPARI	BADULA	100	FROM S/S	VILLAGE END	35	0.1
110	ASKA	AED I	NUAGAM	NUAGAM I	COLLEGE SQUARE	GHATAKURI	100	S/S	HARIJAN STREET	50	0.1
111	ASKA	AED I	NUAGAM	NUAGAM I	COLLEGE SQUARE	KL PALLI	250	HARJAN STREET	BAGHUA BRIDGE	50	0.1
112	ASKA	AED I	NUAGAM	NUAGAM I	COLLEGE SQUARE	KUMBHARI	100	S/S	HARIJANSAHI	50	0.1
113	ASKA	AED I	NUAGAM	NUAGAM I	COLLEGE SQUARE	VR PALLI	250	S/S	PANCHAYAT OFFICE	50	0.1
114	ASKA	AED I	NUAGAM	NUAGAM I	COLLEGE SQUARE	HARIDAPADAR	100	S/S	MAINROAD	50	0.1
115	ASKA	AED I	NUAGAM	NUAGAM I	COLLEGE SQUARE	MONTAPADA	250	BADA SAHI	NUASAHI	50	0.1
116	ASKA	AED I	NUAGAM	NUAGAM I	NUAGAM	KALIMUKHI	250	FROM S/S	VILLAGE END	50	0.1
117	ASKA	AED I	NUAGAM	NUAGAM I	NUAGAM	BENIA TALA SAHI	100	FROM S/S	VILLAGE END	50	0.1
118	ASKA	AED I	NUAGAM	NUAGAM I	NUAGAM	MARATHI BASA	63	FROM S/S	VILLAGE END	35	0.1
119	ASKA	AED I	NUAGAM	NUAGAM I	NUAGAM	GANDADHAR NAGAR	250	FROM S/S	VILLAGE END	50	0.1
120	ASKA	AED I	NUAGAM	NUAGAM I	BHETANAI	DHANIJA	2X100	FROM S/S	VILLAGE END	50	0.1
121	ASKA	AED I	NUAGAM	NUAGAM I	BHETANAI	BHEJIPUT	100	S/S	MAINROAD	50	0.1
122	ASKA	AED I	NUAGAM	NUAGAM I	BHETANAI	SUNAPALI	25	FROM S/S	VILLAGE END	35	0.1
123	ASKA	AED I	NUAGAM	NUAGAM I	BHETANAI	BADAKHOLI GOUDASTREET	100	FROM S/S	VILLAGE END	50	0.1
124	ASKA	AED I	NUAGAM	NUAGAM I	BHETANAI	BADAKHOLI	250	FROM S/S	VILLAGE END	50	0.1
125	ASKA	AED I	NUAGAM	NUAGAM I	BHETANAI	BHETANAI	315	S/S	JENA CHOWK	50	0.1
126	ASKA	GSED	CHIKITI	PATRAPUR	JAYANTIPUR	CHIDIPUDI	63	DSS	END POINT	50	0.1
127	ASKA	GSED	CHIKITI	PATRAPUR	KESARIPADA (SAGE)	GUDIPADARA	100	DSS	END POINT	50	0.1
128	ASKA	GSED	CHIKITI	PATRAPUR	KESARIPADA (SAGE)	BALARAMAPUR VILLAGE	63	DSS	END POINT	50	0.1
129	ASKA	GSED	CHIKITI	PATRAPUR	KESARIPADA (SAGE)	BADAPUR	100	DSS	END POINT	50	0.1
130	ASKA	GSED	DIGAPAHANDI	BOMKAI	KHARIAGUDA	BIDYADHARPUR	25	ROAD SAHI	END POINT	35	0.1
131	ASKA	GSED	DIGAPAHANDI	BOMKAI	JAKARA	HATIADI	100	MAIN ROAD	MAIN ROAD	50	0.1
132	ASKA	GSED	CHIKITI	CHIKITI	KOTILINGI	KOTILINGI	250+2X100	DTR	ACROSS VILLAGE	95	0.1
133	ASKA	GSED	CHIKITI	CHIKITI	KRUSHNANAGAR	GOPINATHPUR	63	DTR	ACROSS VILLAGE	50	0.1
134	ASKA	GSED	CHIKITI	CHIKITI	KRUSHNAPUR	BADAGAON OLIC	25	DTR	ACROSS VILLAGE	35	0.1
135	ASKA	GSED	CHIKITI	CHIKITI	KRUSHNAPUR	BSNLPUR	25	DTR	ACROSS VILLAGE	35	0.1
136	ASKA	GSED	CHIKITI	CHIKITI	KOTILINGI	PARSAMBA OLIC	100	DTR	ACROSS VILLAGE	50	0.1
137	ASKA	GSED	CHIKITI	CHIKITI	KOTILINGI	KALABADA	100	DTR	ACROSS VILLAGE	50	0.1
138	ASKA	GSED	CHIKITI	CHIKITI	RAMPA- BARADA	RAMPA	100+2X63	DTR	ACROSS VILLAGE	50	0.1
139	ASKA	GSED	CHIKITI	CHIKITI	RAMPA- BARADA	BARADA	100+63	DTR	ACROSS VILLAGE	50	0.1
140	ASKA	GSED	DIGAPAHANDI	DIGAPAHANDI	DIGAPAHANDI TOWN	CHANDRA CHUDA TEMPLE(3405231)	250	BANDHA	TEMPLE	95	0.1
141	ASKA	GSED	DIGAPAHANDI	DIGAPAHANDI	PADMANAVPUR	RAMACHANDRA PUR (4935728)	100	RAMCHANDRAPUR	NARENDRAPUR	50	0.1
142	ASKA	GSED	DIGAPAHANDI	DIGAPAHANDI	DIGAPAHANDI RURAL	NARSINGHAPUR(4935642)	250	MAIN ROAD	VILLAGE END	50	0.1
143	ASKA	GSED	DIGAPAHANDI	DIGAPAHANDI	KOTINADA	GAUTAMI(6852517)	315	GAUTAMI	BABAJI BANDHA SAHI	95	0.1
144	ASKA	GSED	DIGAPAHANDI	DIGAPAHANDI	DIGAPAHANDI RURAL	BAJAPALI (5544837)	63	MAINROAD	D LAXMI LI POINT	50	0.1
145	ASKA	GSED	CHIKITI	NUAPADA	KHARIAGUDA	GOUDAGAON	100	FROM DAUNI RIVER 1 SIDE TO	RIVER CROSS SANAKELAJHURI LI POINT	50	0.1
146	ASKA	GSED	CHIKITI	NUAPADA	NUAPADA	BADAKELAJHURI	100	DSS	LI POINTS	50	0.1
147	ASKA	GSED	CHIKITI	NUAPADA	NUAPADA	NUAPADA	250	DSS	CHADEIAPADA TO SATABHAUNI TEMPLE	50	0.1
148	ASKA	GSED	DIGAPHANDI	PODAMARI	N.K.PENTHA	CH. NIMAKHANDI	250	FROM DSS	UDAYA SAHU LI POINT	95	0.1
149	ASKA	GSED	DIGAPHANDI	PODAMARI	KAITHAKHANDI	KAITHAKAHNDI (BATTASAHI)	25	FROM DSS	U.P.S BATTASAHI	35	0.1
150	ASKA	GSED	DIGAPHANDI	PODAMARI	KAITHAKHANDI	NUAGARAHA	63	NUAGARAHA VILLAGE	HARI MOHAN SAHU LI POINT	50	0.1
151	ASKA	GSED	DIGAPHANDI	PODAMARI	KAITHAKHANDI	BURUDANGA	100	FROM DSS	U.P.S BRUDANGA	50	0.1
152	ASKA	GSED	DIGAPHANDI	PODAMARI	KAITHAKHANDI	CHAKATENTULI	25	FROM DSS	HARIJAN SAHI	35	0.1
153	ASKA	GSED	DIGAPHANDI	PODAMARI	BHISMAGIRI NEW	BADABANDHA	315	FROM DSS	SASAN SAHI, GOPEBANDHANAGAR	95	0.1
154	ASKA	GSED	DIGAPHANDI	PODAMARI	BHISMAGIRI NEW	JUANPALLI	25	FROM DSS	JUANAPPALI VILLAGE	35	0.1
155	ASKA	GSED	DIGAPHANDI	PODAMARI	BHISMAGIRI NEW	NUABANDHA	315	FROM DSS	RAMJI MATHA LI POINT	95	0.1
156	ASKA	GSED	DIGAPHANDI	PODAMARI	BHISMAGIRI NEW	TIKARAPADA KANDHAGAO	25	FROM DSS	END OF VILLAGE	35	0.1
157	ASKA	GSED	DIGAPHANDI	PODAMARI	BHISMAGIRI NEW	FASIBANDA HARIJAN SAHI	63	FROM DSS	HARIJAN SAHI	50	0.1
158	ASKA	GSED	DIGAPHANDI	PODAMARI	BHISMAGIRI NEW	S. TIKRAPADA	100	FROM DSS	PRAKASH PATRO RICE MILL	50	0.1
159	ASKA	GSED	DIGAPHANDI	PODAMARI	PHASIGUDA	MANIDAIPENTHA	63	FROM DSS	VILLAGE STARTING	50	0.1
160	ASKA	GSED	DIGAPHANDI	PODAMARI	PHASIGUDA	DUITIYE KAHNDADEULI	63	FROM DSS	LADU BEHRA LI POINT	50	0.1
161	ASKA	GSED	DIGAPHANDI	PODAMARI	PHASIGUDA	BAHADAGUDA	100	FROM DSS	NURSINGHA TEMPLE	50	0.1
162	ASKA	GSED	DIGAPHANDI	PODAMARI	PHASIGUDA	JALMARPALLI	2X100	FROM DSS	JALMARPALLI VILLAGE	50	0.1
163	ASKA	GSED	DIGAPHANDI	PODAMARI	PHASIGUDA	BANGARDA	25	VILLAGE KOTHAGARA	VILLAGE END	35	0.1
164	ASKA	GSED	DIGAPHANDI	PODAMARI	PODAMARI	PODAMARI	250	AINGATABANDHA	BHUBNESWAR PATRO PLI	95	0.1
165	ASKA	GSED	DIGAPHANDI	PODAMARI	PODAMARI	DASAIPUR	25	FROM DSS	ACROSS VILLAGE	35	0.1
166	ASKA	GSED	DIGAPHANDI	PODAMARI	PODAMARI	NUAGAON	25	FROM DSS	VILLAGE END	35	0.1
167	ASKA	GSED	DIGAPHANDI	PODAMARI	PODAMARI	GHUHARIAKHLO	25	FROM DSS	VILLAGE END	35	0.1
168	ASKA	GSED	CHIKITI	SURANGI	RAJAPUR	PADADIGI	100	PADADIGI	PADADIGI POND	50	0.1
169	ASKA	GSED	CHIKITI	SURANGI	RAJAPUR	NANDIGON	100	DSS	NANDIGON	50	0.1
170	ASKA	GSED	CHIKITI	SURANGI	MANDARDA	KANIRIDA	100	DSS	KANIRIDA	50	0.1
171	ASKA	GSED	CHIKITI	SURANGI	TALAPDA	SANTARAPUR	63	DSS	SANTARAPUR	50	0.1
172	ASKA	GSED	CHIKITI	SURANGI	TALAPDA	S NUAGON	63	DSS	S NUAGON	50	0.1
173	ASKA	GSED	CHIKITI	SURANGI	RAJAPUR	KHANIPADA	63	DSS	KHANIPADA	50	0.2
174	ASKA	GSED	DIGAPHANDI	PUDAMARI	BHISMAGIRI	PALLEI SAHI	25	4TH POLE	END POINT	35	0.13
175	ASKA	GSED	DIGAPHANDI	PUDAMARI	KAITHAKHANDI	BURUDANGA	100	DSS	END POINT	50	0.1
176	ASKA	GSED	DIGAPAHANDI	BOMKEI	KHARIAGUDA	GOUDAGAON	100	BAHUDA RIVER	END POINT	50	0.11
177	ASKA	GSED	DIGAPAHANDI	BOMKEI	NUAPADA	DHANYARASI	100	DHANYARASI	SASAN TEMPLE	50	0.1
178	ASKA	GSED	DIGAPAHANDI	BOMKEI	KUMARADA	BOMKEI BADASAHI	250	DTR	BADASAHI	95	0.1
179	ASKA	GSED	DIGAPAHANDI	BOMKEI	JAKAR	MANIKAPUR	63	BADASAHI	MOCHISAHI	50	0.1
180	ASKA	GSED	DIGAPAHANDI	BOMKEI	NUAPADA	KALINGADOLA	100	BADASAHI	MAIN ROAD	50	0.1
181	ASKA	GSED	CHIKITI	CHIKITI	DALAPALANK	DALAPALANK	63	DTR	ACROSS VILLAGE	50	0.1
182	ASKA	GSED	CHIKITI	PATRAPUR	BOMKEI	SARATHICHARANAPUR	100	DSS	END POINT	50	0.1
183	ASKA	GSED	CHIKITI	PATRAPUR	KESHARIPADA	SABARDEPETA 2	100	DSS	END POINT	50	0.1
184	ASKA	GSED	CHIKITI	PATRAPUR	KELUA	MUNDIKIRI	63	DSS	END POINT	50	0.1

Location Sl. No. 10

LOCATION OF LT BARE TO ABC CONVERSION

SL. NO.	NAME OF CIRCLE	NAME OF DIVISION	NAME OF SUBDIVISION	NAME OF SECTION	NAME OF 11 KV FEEDER	DSS NAME (GIS ID-GIS NAME OF DTR)	RATING OF DSS IN (kVA)	LOCATION FROM	LOCATION TO	CABLE SIZE (SQ.MM)	PROPOSED CKT. KM
185	ASKA	GSED	CHIKITI	PATRAPUR	TUMBA	GOUDANI	25	DSS	END POINT	35	0.1
186	ASKA	GSED	CHIKITI	PATRAPUR	JARADA	SUBARNPUR	100	DSS	END POINT	50	0.1
187	ASKA	AED-II	KABISURYANAGAR	BUDHAMBA	GUDIAPALLI	ATHAGADAPATNA GADA SAHI	100	DSS	END POINT	50	0.1
188	ASKA	AED-II	KABISURYANAGAR	BUDHAMBA	GUDIAPALLI	BUDHAMBA PSS FRONT	315	BARE POINT	END POINT	95	0.1
189	ASKA	AED-II	BUGUDA	BALIPADAR	GAHANGU	GAHANGU	250	BARE POINT	END POINT	50	0.1
190	ASKA	AED-II	BUGUDA	BALIPADAR	GAHANGU	GAHANGU PATANA 1	100	BARE POINT	END POINT	50	0.1
191	ASKA	AED-II	KABISURYANAGAR	BUDHAMBA	GUDIALI	GUDIALI KALI TEMPLE	100	BARE POINT	END POINT	50	0.1
192	ASKA	AED-II	BUGUDA	BALIPADAR	BALIPADAR TOWN	BALIPADAR BUS STAND	500	BARE POINT	END POINT	95	0.1
193	ASKA	AED-II	KABISURYANAGAR	BUDHAMBA	ATHAGADA PATNA	PATHNA PALLI VILLAGE	63	BARE POINT	END POINT	50	0.1
194	ASKA	AED-II	BUGUDA	BUGUDA	GOLIA	BHAMASIALI 3	315	BARE POINT	END POINT	95	0.1
195	ASKA	AED-II	BUGUDA	BUGUDA	BUGUDA TOWN	OLD BUS STAND	500	BARE POINT	END POINT	95	0.1
196	ASKA	AED-II	BUGUDA	BUGUDA	KARCHULI	B KARADABADI 1	100	BARE POINT	END POINT	50	0.1
197	ASKA	AED-II	BUGUDA	BUGUDA	KARCHULI	MATAJHARI 2	63	BARE POINT	END POINT	50	0.1
198	ASKA	AED-II	BUGUDA	BUGUDA	KARCHULI	MAHULAPALLY	100	BARE POINT	END POINT	50	0.1
199	City	BED-I	Medical	Medical	Courtpeta	PWD IB	400	from dss	Courtperta Chack	50	0.15
200	City	BED-I	Medical	Medical	Siddhartnagar	Ramanagar	100	from dss	Ramnagar 1st lane	50	0.1
201	City	BED-I	Medical	Medical	Siddhartnagar	Bijayvihar	250	from dss	Bijavihar 1st lane	50	0.2
202	City	BED-I	Gopalpur	Narendrapur	Raghunathpur	Bhabinarayanpur	100	from dss	bada sahi,main road	35	0.25
203	CITY	BED-II	SSD-III	GOSANINUAGAM	GOSANINUAGAM	GUPTABRUNDABAN	315	DSS	NUA SAHI	95	0.2
204	CITY	BED-III	SSD-4	KUKUDAKHANDI	ANKUSHPUR	SIVA MANDIR	100	ANKUSHPUR HIGH SCHOOL	SIVA MANDIR	95	0.2
205	CITY	BED-III	SSD-4	LATHI	DENGAPADAR	TULSINAGAR	100	LANE-1	LANE-3	50	0.2
206	CITY	BED-III	KANISI	JAGAPUR	SUVANI	K SUVANI SOUBHAGYA	63	SEC15-F03-DT012	SEC15-F03-DT012	50	0.2
207	CITY	BED-III	KANISI	JAGAPUR	SUVANI	ROAD SAHI	100	SEC15-F03-DT016	SEC15-F03-DT016	95	0.2
208	CITY	BED-III	KANISI	JAGAPUR	SUVANI	Sumandi Siva mandir	100	DSS	tail end	95	0.2
209	CITY	BED-III	KANISI	JAGAPUR	SOROLA	KATURU VILLAGE RWSS	25	SEC15-F02-DT243	SEC15-F02-DT243	50	0.2
210	CITY	BED-III	KANISI	GOLANTHARA	SASANAPADAR	RANDHA(RAMAHARINAGAR) LI POINT	63	DSS	END	50	0.2
211	CITY	BED-III	KANISI	GOLANTHARA	SANPADAR	SIHALA SIVA TEMPOLE	250	ROAD	STREET	50	0.2
212	BEHRAMPUR	GNED	RAMBHA	GANJAM	PALANGA	BAGALPUR	100	BAGALPUR	BALARAMPUR	95	0.1
213	BEHRAMPUR	GNED	RAMBHA	GANJAM	KHANDADEULI	BAHALPUR	250	BAHALPUR	BAHALPUR AWC	95	0.1
214	BEHRAMPUR	GNED	RAMBHA	GANJAM	NUAPALI	POIRASI	250	POIRASI	B.KAINCHAPUR SQUARE	95	0.2
215	BEHRAMPUR	GNED	RAMBHA	GANJAM	NUAPALI	NUAPALI	250	NUAPALI	NUAPALI VILLAGE END	95	0.1
216	BEHRAMPUR	GNED	CHATRAPUR	CHATRAPUR-1	CHAMAKHANDI	JAGYANSALA	63	DSS	WHOLE VILLAGE	50	0.1
217	BEHRAMPUR	GNED	CHATRAPUR	CHATRAPUR-1	CHAMAKHANDI	KALIABALLI JUNC	100	DSS	MAIN RD	95	0.1
218	BEHRAMPUR	GNED	CHATRAPUR	CHATRAPUR-1	PORT	BATA CHATRAPUR MAIN RD	250	DSS	MAIN RD	95	0.1
219	BEHRAMPUR	GNED	CHATRAPUR	CHATRAPUR-1	LOWER BUSSTAND	PILLI BANDHA	250	DSS	BADA JAGANNATH TEMPLE	95	0.2
220	BEHRAMPUR	GNED	CHATRAPUR	CHATRAPUR-1	PORT	BHAGYALAXMI NAGAR	100	DSS	BHAGYALAXMI NAGAR	95	0.1
221	BEHRAMPUR	GNED	CHATRAPUR	CHATRAPUR-1	LOWER BUSSTAND	SATYWADI NAGAR	100	DSS	SATYWADI NAGAR	95	0.1
222	BEHRAMPUR	GNED	CHATRAPUR	CHATRAPUR-1	PORT	TULASI NAGAR	250	DSS	TULASI NAGAR	95	0.1
223	BEHRAMPUR	GNED	CHATRAPUR	CHATRAPUR-1	PORT	SARABHIMPUR	63	DSS	TOWARDS RAJAPUR	50	0.1
224	BEHRAMPUR	GNED	KHALIKOTE	KHALIKOTE	KANHEIPUR	PALADHUAPALLI	63	PALADHUAPALLI	PALADHUAPALLI	50	0.1
225	BEHRAMPUR	GNED	KHALIKOTE	KHALIKOTE	KANHEIPUR	KHOJAPALLI KHTADI SAHI	63	HANUMAN TEMPLE	KHATADI SAHI	50	0.1
226	BEHRAMPUR	GNED	KHALIKOTE	KHALIKOTE	KANHEIPUR	MAREINUAGAON	63	DTR	VILLAGE END	50	0.1
227	BEHRAMPUR	GNED	KHALLIKOTE	KHALIKOTE	SHYAMSUNDARPUR	BARAPADAR	63	DTR	VILLAGE END	50	0.1
228	BEHRAMPUR	GNED	KHALLIKOTE	KHALIKOTE	SHYAMSUNDARPUR	KENDUPATA	100	DTR	VILLAGE END	95	0.1
229	BEHRAMPUR	GNED	KHALLIKOTE	KHALIKOTE	SHYAMSUNDARPUR	CHANDIPITHA	100	DTR	VILLAGE END	95	0.1
230	BEHRAMPUR	GNED	KHALLIKOTE	KHALIKOTE	KODALA	MATHURA	250	DTR	COLONY END	95	0.1
231	BEHRAMPUR	GNED	KHALLIKOTE	KHALIKOTE	CHIKILI/BANIA	TALARAMPALLI	63	AUROBINDA SCHOOL	BAURI SAHI	50	0.2
232	BEHRAMPUR	GNED	KHALLIKOTE	KHALIKOTE	CHIKILI/BANIA	SAMANTABANDHA NEW STREET	63	DTR	SAMANTABANDHA SCHOOL	50	0.1
233	BEHRAMPUR	GNED	KHALLIKOTE	KHALIKOTE	CHIKILI/BANIA	FASIPADA PRAKASH RICE MILL	100	DTR	RICE MILL	95	0.1
234	BEHRAMPUR	GNED	KHALLIKOTE	KHALIKOTE	CHIKILI/BANIA	BADAPALLI	25	DTR	TALA SAHI	50	0.1
235	BEHRAMPUR	GNED	RAMBHA	RAMBHA	KANAKA	DALAKHAI TEMPLE	63	DSS	H BAHADAPALLI ROAD	50	0.1
236	BEHRAMPUR	GNED	RAMBHA	RAMBHA	KANAKA	R BAHADAPALLI	25	DSS	BAHADAPALLI VILLAGE	50	0.1
237	BEHRAMPUR	GNED	RAMBHA	RAMBHA	RAMBHA	STATION ROAD SABALIYA	100	MID OF VILLAGE	PANCHAYATA OFFICE	95	0.1
238	BEHRAMPUR	GNED	RAMBHA	RAMBHA	RAMBHA	BADA BANDHA-1	100	DSS	JAGANATH TEMPLE	95	0.1
239	BEHRAMPUR	GNED	RAMBHA	RAMBHA	RAMBHA	KHUNTIABANDHA	250	MID OF VILLAGE	VILLAGE END	95	0.1
240	BEHRAMPUR	GNED	RAMBHA	RAMBHA	JAHAMI	H BURUDI	63	DSS	PLI POINT	50	0.1
241	BEHRAMPUR	HED	HINJILICUT	KANCHURU	BADAKHANDI	SAMARHOL VILLAGE100 KVA GOLIAGHAI NAYAK STREET	100	GOLIAGHAI S/S	NAYAK SAHI	50	0.12
242	BEHRAMPUR	HED	HINJILICUT	KANCHURU	BADAKHANDI	MAKARJHOLA 250+100	250+100	KUMBHAR SHI	DANDASI SAHI	50	0.2
243	BEHRAMPUR	HED	SHERAGADA	KONKARADA	KONKARADA	PALIISAHI 250 KVA	250	HANUMAN TEMPLE	MILLENIUM SCHOOL	50	0.14
244	BEHRAMPUR	HED	SHERAGADA	KONKARADA	KONKARADA	GADIABANDHA 100 KVA	100	DHANU JENA MILL	PRK SUBUDHI OLI POINT	50	0.12
245	BEHRAMPUR	HED	SHERAGADA	KONKARADA	KURULA	KARAKHANDI DHOBA SAHI	100	KARAKHANDI DHOBA SAHI 100 KVA DSS	KARAKHANDI SCHOOL	50	0.12
246	BEHRAMPUR	HED	SHERAGADA	PATTAPUR	ADAPADA	MEDICAL 2* 250	250	MEDICAL	LI POINT	50	0.12
247	BEHRAMPUR	HED	SHERAGADA	PATTAPUR	KHALINGI	KHALINGI WATER TANK 100	100	JETENDRA POULTRY FARM	NISTIPUR	50	0.12
248	BEHRAMPUR	HED	SHERAGADA	PATTAPUR	KHALINGI	KHALINGI KARADAKAN 100	100	KARADAKAN SAHI	LAST	50	0.12
249	BEHRAMPUR	HED	SHERAGADA	PATTAPUR	KHALINGI	BASUDEBPUR 100 KVA	100	SISHUMANDIRA	MAHADEV TEMPLE TO ERENDRA	50	0.12
250	BEHRAMPUR	HED	SHERAGADA	PATTAPUR	KHALINGI	KHALINGI KUMBHAR GADIA 100	100	KUMBHARGADIA	HIGH SCHOOL ,LI	50	0.12
251	BEHRAMPUR	HED	SHERAGADA	PATTAPUR	KHALINGI	KHALINGI GAUDA GUHAL 63	63	GAUDAGUHALA	LI	50	0.12
252	BEHRAMPUR	HED	SHERAGADA	PATTAPUR	KHALINGI	GUNASAGAR 250 KVA	250	DTR	LI	50	0.12
253	BEHRAMPUR	HED	SHERAGADA	PATTAPUR	JURA	JUGUDI 100KVA	100	DHOBA SAHI	LAST	50	0.12
254	BEHRAMPUR	HED	SHERAGADA	PATTAPUR	PATTAPUR	ERENDRA 250 PANCHAYAT SAHI	250	GADGHIOTHOO	PRATIMA JENA , KANHEI JENA ,KAMALAJENA PLI POINT	50	0.12
255	BEHRAMPUR	HED	SHERAGADA	PATTAPUR	PATTAPUR	ERENDRA 250 GAMA CHOKW	250	BANDHA SAHI	KAPILLESWAR PP	50	0.16
256	BEHRAMPUR	HED	SHERAGADA	PATTAPUR	JURA	AMBAGAON 100 KVA	100	SUB STATION	PLI POINT	50	0.12
257	BEHRAMPUR	HED	SHERAGADA	PATTAPUR	PATTAPUR	TITIKHANDI 100	100	VIILAGE MIDDLE	VILLAGE LAST	50	0.12
258	BEHRAMPUR	HED	SHERAGADA	PATTAPUR	PATTAPUR	PATTAPUR PANCHAYAT 250 KVA	250	PANCHAYAT	LAST SPAN	50	0.12
259	BEHRAMPUR	HED	SHERAGADA	PATTAPUR	PATTAPUR	JALAMARA 100 KVA	100	JALAMERA	MAHANALA	50	0.12
260	BEHRAMPUR	HED	SHERAGADA	PATTAPUR	ADAPADA	DENGADI 250 KVA 1	250	TAPPING POLE	PLI POINT	50	0.12
261	BEHRAMPUR	HED	SHERAGADA	PATTAPUR	ADAPADA	DENGADI 250 KVA 2	250	TAPPING POLE	PLI POINT	50	0.12
262	BEHRAMPUR	HED	SHERAGADA	PATTAPUR	ADAPADA	PATHARPUNJI 250 KVA	250	TAPPING POLE	PLI POINT	50	0.2
263	BEHRAMPUR	HED	SHERAGADA	PATTAPUR	ADAPADA	ADAPADA 2 100 KVA	100	TAPPING POLE	PLI POINT	50	0.12
264	BEHRAMPUR	HED	SHERAGADA	PATTAPUR	KHALINGI	KAITHABEDA 100 KVA	100	TAPPING POLE	PLI POINT	50	0.12
265	BEHRAMPUR	HED	SHERAGADA	PATTAPUR	ADAPADA	MEDICAL 250 KVA	250	PANDA CHOK	GAS SAHI	50	0.23
266	BEHRAMPUR	HED	SHERAGADA	PATTAPUR	JURA	GANGPUR 100KVA	100	SUB STATION	LAST LI POINT	50	0.24
267	BEHRAMPUR	HED	SHERAGADA	PATTAPUR	JURA	JURA 100 KVA	100	ROAD SAHI	LI LAST	50	0.24
268	BEHRAMPUR	HED	HINJILICUT	KANCHURU	BADAKHANDI	MATHAPADAR 25 KVA	25	DTR	TELL END	35	0.2
269	BEHRAMPUR	HED	HINJILICUT	HINJILICUT	NUAGADA	NUGAGADA	250	DSS	NUGADA	95	0.2
270	BEHRAMPUR	PSED	PURUSHOTTAMPUR	PURUSHOTTAMPUR	PRATAPUR	DHIAPADARA	100	DHIAPADARA	PRATAPUR MAIN ROAD	50	0.1
271	BEHRAMPUR	PSED	PURUSHOTTAMPUR	PURUSHOTTAMPUR	BALIA	BHUNABHUNI	100	BHUNABHUIN VILLAGE	BADASANKHA	50	0.1
272	BEHRAMPUR	PSED	PURUSHOTTAMPUR	PURUSHOTTAMPUR	PANDIA	LANGALESWAR	100	PANDIAMAIN ROAD	LANGLESWAR TEMPLE	50	0.1
273	BEHRAMPUR	PSED	PURUSHOTTAMPUR	PURUSHOTTAMPUR	PANDIA	KHOLASAMATARAPUR	100	KHOLASAMATARAPUR MAIN ROAD	VILLAGE LAST	50	0.1
274	BEHRAMPUR	PSED	POLASARA	POLASARA	BARTINI	JAYBIR HANUMAN OLIC	63	DSS	PLI	50	0.1
275	BEHRAMPUR	PSED	POLASARA	POLASARA	KALAMBA	BALIBANDHA	250	BALIBANDHA POND	PATTANAIK PLI	50	0.1

Location Sl. No. 10

LOCATION OF LT BARE TO ABC CONVERSION

SL. NO.	NAME OF CIRCLE	NAME OF DIVISION	NAME OF SUBDIVISION	NAME OF SECTION	NAME OF 11 KV FEEDER	DSS NAME (GIS ID-GIS NAME OF DTR)	RATING OF DSS IN (kVA)	LOCATION FROM	LOCATION TO	CABLE SIZE (SQ.MM)	PROPOSED CKT. KM
276	BEHRAMPUR	PSED	POLASARA	POLASARA	BELGAON	BUDHESUNI	100	DSS	PRAVAKAR PANIGARHI PLI	50	0.1
277	BEHRAMPUR	PSED	POLASARA	POLASARA	BELGAON	CHANDIPUR	100	DSS	GOPI NATH PP	50	0.1
278	BEHRAMPUR	PSED	POLASARA	POLASARA	BELGAON	Rwss Belagaon	63	DSS	Subash Pradhan PLI	50	0.36
279	BEHRAMPUR	PSED	PURUSOTTAMPUR	TARATARANI	RANJHALI FEEDER	SHIVA TEMPLE	100	KESHPUR CHAKA	PLIPOINT	50	0.1
280	BEHRAMPUR	PSED	PURUSOTTAMPUR	TARATARANI	TT JN FEEDER	TANVI SCHOOL	100	BATAMANGALA CHAKA	PLI POINT	50	0.1
281	BEHRAMPUR	PSED	PURUSOTTAMPUR	TARATARANI	JAMUNI FEEDER	HUNDATA	63	HUNDATA VILLAGE	PLI POINT	50	0.1
282	BEHRAMPUR	PSED	PURUSOTTAMPUR	TARATARANI	JAMUNI FEEDER	BURTULU ETABHATAI	63	ETABHATI	PLI POINT	50	0.1
283	BEHRAMPUR	PSED	PURUSOTTAMPUR	TARATARANI	JAMUNI FEEDER	PLI 25KVA	25	REVERSIDE BURTULU	PLI POINT	50	0.1
284	BEHRAMPUR	PSED	PURUSOTTAMPUR	TARATARANI	JAMUNI FEEDER	BURTULU BAGADA	63	BURTULU LENBUBADO	PLI POINT	50	0.1
285	BEHRAMPUR	PSED	PURUSOTTAMPUR	TARATARANI	SOLAGHARA FEEDER	ANGU	100	ANGU	PLI POINT	50	0.1
286	BEHRAMPUR	PSED	POLOSARA	CHIRIKIPADA	DHUNKAPADA	KANKALA	100	DT	NABIN P.P	50	0.1
287	BEHRAMPUR	PSED	POLOSARA	CHIRIKIPADA	DHUNKAPADA	BADA PANKALA BADI	250	RAMAPANIGRAHI PP	KANDHA SETHY	95	0.1
288	BEHRAMPUR	PSED	POLOSARA	CHIRIKIPADA	DHUNKAPADA	KANIAPALLI	63	DT	KARANA SAHI	50	0.1
289	BEHRAMPUR	PSED	POLOSARA	CHIRIKIPADA	CHIRIKIPADA	LAXMANPALLI	250	DP	VILLAGE END	95	0.1
290	BEHRAMPUR	PSED	POLOSARA	CHIRIKIPADA	CHIRIKIPADA	LAXMANPALLI	25	DP	POULTRY FARM	35	0.1
291	BEHRAMPUR	PSED	POLOSARA	CHIRIKIPADA	PANDIRIPADA	BHALIAMALA	63	KOTHO GHORO	SCHOOL	50	0.1
292	BHANJNAGAR	PED	G.UDAYAGIRI	G.UDAYAGIRI	GRESSINGIA	BREKA	25	ANGANWADI SAHI	BREKA	35	0.1
293	BHANJNAGAR	PED	G.UDAYAGIRI	G.UDAYAGIRI	GRESSINGIA	ADASKUPA	100	ADASKUPA	NABAJYOTI HIGH SCHOOL	50	0.1
294	BHANJNAGAR	PED	G.UDAYAGIRI	G.UDAYAGIRI	GRESSINGIA	SARUSINGIA	25	SARUSINGIA	DADAPADA ,TUMUSINGIA	35	0.1
295	BHANJNAGAR	PED	G.UDAYAGIRI	G.UDAYAGIRI	GRESSINGIA	GRESSINGIA	100	GRESSINGIA	BAKIKAMBA	50	0.2
296	BHANJNAGAR	PED	G.UDAYAGIRI	G.UDAYAGIRI	GRESSINGIA	JHIMANGIA	25	JHIMANGIA	MAGARGUDA	35	0.1
297	BHANJNAGAR	PED	G.UDAYAGIRI	G.UDAYAGIRI	GRESSINGIA	RATTINGIA	100	RATTINGIA	GUNJUKIA	50	0.1
298	BHANJNAGAR	PED	G.UDAYAGIRI	G.UDAYAGIRI	GRESSINGIA	BADIMUNDA	100	BADIMUNDA	TELIGUDA	50	0.3
299	BHANJNAGAR	PED	G.UDAYAGIRI	G.UDAYAGIRI	GRESSINGIA	GADAGUDA	25	GADAGUDA	SITAPANGA	35	0.1
300	BHANJNAGAR	PED	G.UDAYAGIRI	G.UDAYAGIRI	GRESSINGIA	RUDANGIA	100	RUDANGIA	GAHANA	50	0.16
301	BHANJNAGAR	PED	G.UDAYAGIRI	G.UDAYAGIRI	GRESSINGIA	RUDANGIA	100	RUDANGIA	GANJUGUDA	50	0.1
302	BHANJNAGAR	PED	G.UDAYAGIRI	G.UDAYAGIRI	TOWN-2	KANBAGERI	100	MMC HOSPITAL	HIGHSCHOOL	35	0.1
303	BHANJNAGAR	PED	G.UDAYAGIRI	G.UDAYAGIRI	TOWN-1	COLS STORAGE	100	PIDIKAMAHADUGUDI	PUMPHOUSE	35	0.1
304	BHANJNAGAR	BNED	BHANJANAGAR-I	TILLISINGI	BRAHAMANAPADAR	BHURUDAPALLI VILLAGE	100	NAYAK SAHI	BEHERA SAHI	50	0.1
305	BHANJNAGAR	BNED	BHANJANAGAR-II	KANTEIPALLI	NETENGA	BENIPALLI VILLAGE 1	100	BENIPOLLI S/S	MADHABARIDA(MATHO)	35	0.5
306	BHANJNAGAR	BNED	BHANJANAGAR-II	KANTEIPALLI	KULANGI	GUDIBANDHA VILLAGE 1	100	UP SCHOOL,GUDIBANDHA	POLASPOLLI ROAD	50	0.1
307	BHANJNAGAR	BNED	BHANJANAGAR-II	KANTEIPALLI	JILUNDI	SRIKOI	100	SRIKOI VILLAGE	PLI END	35	0.5
308	BHANJNAGAR	BNED	BHANJANAGAR-II	KBPUR	GANGAPUR	PASAPALI	100	PANASAPALI	VILLAGE	50	0.1
309	BHANJNAGAR	BNED	BELLAGUNTHA	BELLAGUNTHA	JIROLI GIRISOLA	PATHARAPALLI VILLAGE 1	63	DSS	PATHRAPALLI VILLAGE	35	0.5
310	BHANJNAGAR	BNED	BELLAGUNTHA	BELLAGUNTHA	BANKA	KELAPANKALA VILLAGE	63	DSS	KELAPANGALA	35	0.5
311	BHANJNAGAR	BNED	BELLAGUNTHA	BELLAGUNTHA	AMBAPUA	BHALIAPALLI VILLAGE	63	7TH POLE	END POLE	35	0.5
312	BHANJNAGAR	BNED	BELLAGUNTHA	BELLAGUNTHA	MANGALAPUR	BELAPUNJI VILLAGE	100	VILLAGE FRONT	JAGALI SAHI	50	0.1
313	BHANJNAGAR	BNED	BELLAGUNTHA	BELLAGUNTHA	NUAGAM	KANABHAGA VILLAGE	100	DSS	KHAJURIPALLI MAIN ROAD	35	0.5
314	BHANJNAGAR	BNED	BELLAGUNTHA	BELLAGUNTHA	UDRA	RAJANAPALLI VILLAGE	63	DSS	POND(CROSSING)	50	0.1
315	BHANJNAGAR	BNED	BELLAGUNTHA	JN PRASAD	KADUA	NIMA SAHI VILLAGE	25	DSS	NIMA SAHI VILLAGE	35	0.5
316	BHANJNAGAR	BNED	BELLAGUNTHA	JN PRASAD	JHADABHUMI	TAMANADA VILLAGE	63	DSS	TAMANADA VILLAGE	35	0.5
317	BHANJNAGAR	BNED	BELLAGUNTHA	JN PRASAD	BANKATARA	NARAYANPALLI VILLAGE	25	DSS	NARAYANPALLI VILLAGE	35	0.5
318	BHANJNAGAR	BNED	BELLAGUNTHA	JN PRASAD	BANKATARA	GOTHALUNDA VILLAGE	63	DSS	GOTHALUNDA VILLAGE	50	0.1
319	BHANJNAGAR	BNED	BELLAGUNTHA	JN PRASAD	LUNIJHOLA	MENTAPUR HARIJANA SAHI	63	DSS	MENTAPUR HARIJANA SAHI	50	0.1
320	BHANJNAGAR	BNED	BELLAGUNTHA	JN PRASAD	LUNIJHOLA	GADISAPALLI VILLAGE	63	DSS	GADISAPALLI VILLAGE	50	0.1
321	BHANJNAGAR	BNED	BELLAGUNTHA	JN PRASAD	LUNIJHOLA	BD PUR TOWN	500	DSS	BD PUR TOWN	95	0.1
322	BHANJNAGAR	BNED	SORODA	BADAGADA	GOUDAGOTHA	PUTABALI VILLAGE	25	PUTABLI	VILLAGE END	35	0.5
323	BHANJNAGAR	BNED	SORODA	BADAGADA	SIDHAPUR	PATAPUR VILLAGE	63	PATRAPUR	VILLAGE END	50	0.1
324	BHANJNAGAR	BNED	SORODA	SORODA	KAITHAGUDA	SRIRAMPALLI VILLAGE	25	SRIRAMPALI	SRIRAMPALI	35	0.5
325	BHANJNAGAR	BNED	SORODA	SORODA	ASURABANDHA	SUNDHIDIAPALLI VILLAGE	63	SINGHAPALI	SINGHAPALI	35	0.5
326	BHANJNAGAR	BNED	BHANJANAGAR2	KANTEIPALLY	NETTENGA	KARAGADIA	63	KARAGADIA	CHHATABARA	50	0.1
327	BHANJNAGAR	BNED	BHANJANAGAR2	KANTEIPALLY	JILLUNDI	UPPER MALASPADAR	25	DTR	VILLAGE END	50	0.1
328	BHANJNAGAR	BOED	MANAMUNDA	BAUNSUNI	JANAPANKA	JANAPANKA VILLAGE	63	SUB-STATION	VILLAGE END	50	0.1
329	BHANJNAGAR	BOED	MANAMUNDA	BAUNSUNI	KAMALPUR	SAHAJPAL	250	SUB-STATION	VILLAGE END	50	0.2
330	BHANJNAGAR	BOED	MANAMUNDA	BAUNSUNI	JANAPANKA	NARAYANNAGAR	250	SUB-STATION	VILLAGE END	95	0.1
331	BHANJNAGAR	BOED	MANAMUNDA	BAUNSUNI	JANAPANKA	KHUTBANDH VILLAGE	63	SUB-STATION	VILLAGE END	50	0.1
332	BHANJNAGAR	BOED	MANAMUNDA	BAUNSUNI	TELIBANDHA	DUDRUBAHAL	25	SUB-STATION	VILLAGE END	50	0.1
333	BHANJNAGAR	BOED	MANAMUNDA	BAUNSUNI	JANAPANKA	MUKUNDPUR	63	SUB-STATION	VILLAGE END	50	0.1
334	BHANJNAGAR	BOED	BOUDH	PURUNAKATAK	HARABHANGA	BAJAR SAHI	100	POLICESTATION	KODASINGH ROAD	35	0.1
335	BHANJNAGAR	PED	G.UDAYAGIRI	G.UDAYAGIRI	GRESINGIA	DAKEDI	25	SANGADHARPUR	MAGARGUDA	50	0.1
336	BHANJNAGAR	PED	G.UDAYAGIRI	G.UDAYAGIRI	GRESINGIA	BADIMUNDA	100	KAHJURISAHI	KUPUDA SAHI	50	0.1
337	BHANJNAGAR	PED	G.UDAYAGIRI	G.UDAYAGIRI	GRESINGIA	RATINGIA	100	DOKAN SAHI	GANJUNGIA	50	0.1
338	BHANJNAGAR	PED	G.UDAYAGIRI	G.UDAYAGIRI	GRESINGIA	ADASKUPA	100	BADASAHI	PANGANAJU	50	0.1
339	BHANJNAGAR	PED	Phulbani	Phiringia	Rujangi	Rujangi (Padara sahi)	63	from dss	END POINT	50	0.1
340	BHANJNAGAR	PED	Phulbani	Phiringia	Rujangi	Pakanagaon	250	BARE POINT	END POINT	35	0.1
341	BHANJNAGAR	PED	PHULBANI	PHULBANI	BAZAR	GIRLS HIGH SCHOOL	100	COLLECTOR OFFICE	ADM OFFICE	50	0.1
342	BHANJNAGAR	PED	PHULBANI	PHULBANI	BAZAR	PSS LOCAL	100	MAIN ROAD	BLOCK COLONY	50	0.1
343	BHANJNAGAR	PED	PHULBANI	PHULBANI	MEDICAL	COURT	250	MAIN ROAD	DRDA COLONY	95	0.1
344	BHANJNAGAR	PED	PHULBANI	PHULBANI	MEDICAL	BIJU KALYAN MANDAP	63	MAIN ROAD	EMPLOYMENT EXCHANGE	35	0.1
345	BHANJNAGAR	PED	PHULBANI	PHULBANI	MEDICAL	PHD MUNDIA	250	PUMP CHAMBER	RADIO CENTRE	35	0.1
346	BHANJNAGAR	PED	PHULBANI	PHULBANI	MEDICAL	TEACHER'S COLONY	250	MAIN ROAD	TEACHER'S COLONY	35	0.1
347	BHANJNAGAR	PED	PHULBANI	PHULBANI	MEDICAL	BYAGHRADEVI	250	MAIN ROAD	ROTARY CLUB	50	0.1
348	JEYPORE	NED	UMERKOTE	JHARIGAM	CHOTAGUDA	BELGAM	25	LTJ2304-177/1	LTJ2304-177/10	35	0.25
349	JEYPORE	NED	UMERKOTE	JHARIGAM	CHOTAGUDA	CHOTAGUDA BANGALI	250	LTJ2304-249/47/1	LTJ2304-249/18	95	0.19
350	JEYPORE	NED	PAPADAHANDI	KOSAGUMUDA	RAJODA	KUSUMUPALI	63	DSS	VILLAGE END	50	0.21
351	JEYPORE	NED	PAPADAHANDI	PAPADAHANDI	DONGRA	MALI STREET	100	DONGRA	DONGRA	95	0.25
352	JEYPORE	NED	UMERKOTE	CHANDAHANDI	DANDAMUNDA	PALASAPADA	63	PALASAPADA AWC	PALASAPADA HIGH SCHOOL	95	0.25
353	JEYPORE	NED	UMERKOTE	CHANDAHANDI	DEOBANDHA	BORIGUDA	100	BORIGUDA TEMPLE	BORIGUDA	95	0.20
354	JEYPORE	NED	UMERKOTE	CHANDAHANDI	DEOBANDHA	PHATIKI	100	PHATIKI MANDI	FATIKI THAKURANI TEMPLE	95	0.25
355	JEYPORE	NED	UMERKOTE	JHARIGAM	CHOTAGUDA	BELGAM	25	LTJ2304-177/1	LTJ2304-177/10	35	0.25
356	JEYPORE	NED	UMERKOTE	JHARIGAM	CHOTAGUDA	CHOTAGUDA BANGALI	250	LTJ2304-249/47/1	LTJ2304-249/18	95	0.15
357	JEYPORE	NED	NABARANGPUR	TENTULIKHUNTI	PATRAPUT	AMLABHATA	25	DSS	AMLABHATA	35	0.20
358	JEYPORE	NED	NABARANGPUR	TENTULIKHUNTI	PATRAPUT	PODEIGUDA	25	DSS	PODEIGUDA	35	0.25
359	JEYPORE	NED	NABARANGPUR	TENTULIKHUNTI	KONGRA	KAMTA	25	DSS	KAMTA	35	0.25
360	JEYPORE	NED	NABARANGPUR	TENTULIKHUNTI	PODAGADA	BENAKHAMAR	25	DSS	BENAKHAMAR	35	0.16
361	JEYPORE	KED	KORAPUT	KORAPUT-1	KORAPUT NO I	14117586	250	JAGANNATH TEMPLE SQUARE	TAIL END	95	0.10
362	JEYPORE	KED	KORAPUT	KORAPUT-1	KORAPUT NO I	14116287	250	SIVASINGHA CHHAKA	TAIL END	95	0.10
363	JEYPORE	KED	KORAPUT	KORAPUT-1	COFFEE BOARD	12522585	100	ADITYA NAGAR	TAIL END	50	0.25
364	JEYPORE	KED	LAXMIPUR	KAKIRIGUMA	CHOTAGUDA	16144082	63	NUAGUDA	TAIL END	50	0.25
365	JEYPORE	KED	SUNABEDA	SIMILIGUDA	PUNGAR	26467626	25	RRNGAROAD	TAIL END	50	0.25
366	JEYPORE	JED	BORIGUMMA	BORIGUMMA	JAYANTIGIRI	KHUDIGUDA DT0009	250	KHUDIGUDA	KHUDIGUDA VILLAGE	50	0.25
367	JEYPORE	JED	BORIGUMMA	BORIGUMMA	KAMARA	KUNDRAGUDA DT105	100	KUNDRAGUDA	LI POINT	50	0.25

Location Sl. No. 10

LOCATION OF LT BARE TO ABC CONVERSION

SL. NO.	NAME OF CIRCLE	NAME OF DIVISION	NAME OF SUBDIVISION	NAME OF SECTION	NAME OF 11 KV FEEDER	DSS NAME (GIS ID-GIS NAME OF DTR)	RATING OF DSS IN (kVA)	LOCATION FROM	LOCATION TO	CABLE SIZE (SQ.MM)	PROPOSED CKT. KM
368	JEYPORE	MED	MALKANGIRI	MALKANGIRI	PADMAGIRI	PADMAGIRI	100	BUSSTAND	VILLAGE END	50	0.25
369	JEYPORE	MED	MALKANGIRI	KALIMELA	MV-79	MV-79	100	DTR	STREET	50	0.25
370	JEYPORE	MED	MALKANGIRI	KALIMELA	MV-79	HIGH SCHOOL	63	DTR	STREET	50	0.25
371	JEYPORE	MED	MALKANGIRI	KALIMELA	POTERU	POTERU	100	STREET	STREET	50	0.25
372	JEYPORE	MED	MALKANGIRI	KALIMELA	MV-72	MV-90	100	DTR	STREET	50	0.25
373	JEYPORE	JED	JESD NO II	JEYPORE 1	JYP TOWN	SIVA LODGE	250	DSS	CHISTIANPETA	95	0.10
374	JEYPORE	JED	JESD NO I	JEYPORE 3	GANDHI CHAWK	MILL SAHI	500	KAPU STREET JN	DAILY MARKET BACK SIDE	95	0.10
375	JEYPORE	JED	BORIGUMMA	BORIGUMMA	KAMARA	KAMARA	100	KAMARA ROAD	KAMARA SCHOOL	50	0.25
376	JEYPORE	JED	BORIGUMMA	BORIGUMMA	BLOCK COLONY	Ambdiguda	100	Ambdiguda	Ambdiguda	50	0.25
377	JEYPORE	JED	BORIGUMMA	BORIGUMMA	BLOCK COLONY	NH Office	100	NH Office	NH Office	50	0.25
378	RAYAGADA	GED	GUMUDA	PADMAPUR	PADMAPUR	NO-01	100	DSS	NO-01	95	0.10
379	RAYAGADA	GED	GUMUDA	PADMAPUR	PADMAPUR	HARIJAN SAHI	63	DSS	HARIJAN SAHI	95	0.10
380	RAYAGADA	GED	GUMUDA	PADMAPUR	KENDUGUDA	HATPADAR	63	DSS	HATPADAR	50	0.10
381	RAYAGADA	PKED	R.UDAYGIRI	KHAJURIPADA	BHAMHARPUR	GUAR	63	GUAR DTR	MANDAL SAHI	50	0.25
382	RAYAGADA	RED	THERUBALI	KASIPUR	TIKIRI TOWN	TIKIRI JAMUGUDA	100	TIKIRI JAMUGUDA	JAMUGUDA CHHAKA	50	0.25
383	RAYAGADA	RED	THERUBALI	KASIPUR	KASIPUR TOWN	KASIPUR TOWN POLICE ST.	500	KASIPUR TOWN POLICE ST.	KASIPUR TOWN	50	0.25
384	RAYAGADA	RED	THERUBALI	KASIPUR	SUNGER	SUNGER TOWN	100	SUNGER TOWN	SUNGER TOWN	50	0.25
385	RAYAGADA	RED	THERUBALI	THERUBALI	THERUBALI	KARTIKAGUDA	100	KARTIKAGUDA	KARTIKAGUDA	50	0.25
386	RAYAGADA	RED	THERUBALI	SIKARPAI	DUNDULI	DUNDULI	100	DUNDULI	PARVATINAGAR	50	0.25
387	RAYAGADA	RED	THERUBALI	SIKARPAI	K.SINGHPUR TOWN	RATHA KHALA	250	RATHA KHALA	BEHERA SAHI	50	0.15
388	RAYAGADA	RED	THERUBALI	SIKARPAI	ANTAMADA	BELKANA	63	BELKANA	BELKANA	50	0.25
389	ASKA	AED I	NUAGAM	NUAGAM-II	MUKUNDAPUR	JHADABANDHA	25	DSS	VILLAGE	35	0.10
390	ASKA	AED I	ASKA	BALISIRA	NIMINA	KHANDRAVALLI	100	DSS	VILLAGE	35	0.14
391	ASKA	AED I	ASKA	BALISIRA	GANGAPUR	PULASARAPALLI	63	DSS	VILLAGE	35	0.13
392	ASKA	AED I	ASKA	DHARAKOTE	NUAGADA	NUAGOCHA	25	FROM S/S	VILLAGE END	35	0.10
393	ASKA	AED I	NUAGAM	NUAGAM I	COLLEGE SQUARE	COLLEGE SQ	500	GANESH NAGAR	VILLAGE END	50	0.25
394	ASKA	AED I	NUAGAM	NUAGAM I	COLLEGE SQUARE	KOTINADA	250	HARIHAN STREET	MOSQUE	50	0.25
395	ASKA	AED I	NUAGAM	NUAGAM I	COLLEGE SQUARE	KUMBHARI	100	S/S	CHASA SAHI	50	0.20
396	ASKA	AED I	NUAGAM	NUAGAM I	COLLEGE SQUARE	VR PALLI	250	S/S	HARIJAN SAHI	50	0.20
397	ASKA	AED I	NUAGAM	NUAGAM I	COLLEGE SQUARE	MONTAPADA	250	S/S	BADA SAHI	50	0.25
398	ASKA	AED I	NUAGAM	NUAGAM I	BHETANAI	SUNAPALI	25	FROM S/S	VILLAGE END	35	0.10
399	ASKA	GSED	CHIKITI	PATRAPUR	BOMKEI	MAHADEVPUR	63+25	DSS	END POINT	35	0.25
400	ASKA	GSED	CHIKITI	PATRAPUR	BOMKEI	MADANA PUR	25	DSS	END POINT	35	0.25
401	ASKA	GSED	DIGAPAHANDI	BOMKAI	DUMULA	BADA DUMULA	250	MARKET	HARIJAN SAHI	95	0.25
402	ASKA	GSED	DIGAPAHANDI	BOMKAI	NUAPADA	GADA GOVINDAPUR	250	SCHOOL	BADA SAHI	95	0.20
403	ASKA	GSED	CHIKITI	CHIKITI	KRUSHNAPUR	BADAGAON OLIC	25	DTR	ACROSS VILLAGE	35	0.10
404	ASKA	GSED	DIGAPAHANDI	DIGAPAHANDI	KOTINADA	GAUTAMI(6852517)	315	GAUTAMI	BABAJI BANDHA SAHI	95	0.10
405	ASKA	GSED	DIGAPAHANDI	BOMKEI	NUAPADA	DABARASINGI	100	DSS	BARIKASAHI	50	0.25
406	ASKA	GSED	CHIKITI	CHIKITI	KRUSHNANAGAR	DANAPUR	100	DTR	ACROSS VILLAGE	50	0.25
407	ASKA	GSED	CHIKITI	PATRAPUR	KESHARIPADA	T.BERHAMPUR	100	DSS	END POINT	50	0.25
408	ASKA	GSED	CHIKITI	PATRAPUR	JARADA	ABHAYAPUR	100	DSS	END POINT	50	0.25
409	ASKA	AED-II	BUGUDA	BALIPADAR	BALIPADAR TOWN	BALIPADAR BUS STAND	500	BARE POINT	END POINT	95	0.10
410	ASKA	AED-II	BUGUDA	BUGUDA	GOLIA	BHAMASIALI 3	315	BARE POINT	END POINT	95	0.10
411	ASKA	AED-II	BUGUDA	BUGUDA	BUGUDA TOWN	OLD BUS STAND	500	BARE POINT	END POINT	95	0.10
412	ASKA	AED-II	BUGUDA	BUGUDA	MOTABADI	MOTABADI 2	100	BARE POINT	END POINT	50	0.25
413	ASKA	AED-II	BUGUDA	BUGUDA	MOTABADI	RAMANDA GANGADAGAR	100	BARE POINT	END POINT	50	0.25
414	ASKA	AED-II	BUGUDA	BUGUDA	KARCHULI	PANKARASAI 1	100	BARE POINT	END POINT	50	0.25
415	ASKA	AED-II	BUGUDA	BUGUDA	KARCHULI	KARACHULLI 1	63	BARE POINT	END POINT	50	0.25
416	ASKA	AED-II	BUGUDA	BUGUDA	KARCHULI	KARACHULLI 7	315	BARE POINT	END POINT	95	0.23
417	ASKA	AED-II	BUGUDA	BUGUDA	KARCHULI	UDAYPUR 2	63	BARE POINT	END POINT	50	0.25
418	City	BED-I	Gopalpur	Narendrapur	Raghunathpur	Bhabinarayanpur	100	from dss	bada sahi,main road	35	0.25
419	CITY	BED-II	SSD-III	GOSANINUAGAM	GOSANINUAGAM	GUPTABRUNDABAN	315	DSS	NUA SAHI	95	0.3
420	CITY	BED-III	SSD-4	KUKUDAKHANDI	ANKUSHPUR	SIVA MANDIR	100	ANKUSHPUR HIGH SCHOOL	SIVA MANDIR	95	0.25
421	CITY	BED-III	SSD-4	LATHI	DENGAPADAR	TULSINAGAR	100	LANE-1	LANE-3	50	0.25
422	CITY	BED-III	SSD-4	LATHI	LATHI	BENDALIA	250	BALISAHI	RAMNAGAR	95	0.25
423	CITY	BED-III	KANISI	JAGAPUR	SOROLA	KATURU VILLAGE RWSS	25	SEC15-F02-DT243	SEC15-F02-DT243	50	0.25
424	CITY	BED-III	KANISI	GOLANTHARA	SASANAPADAR	RANDHA(RAMAHARINAGAR) LI POINT	63	DSS	END	50	0.25
425	CITY	BED-III	KANISI	GOLANTHARA	SANPADAR	SIHALA SIVA TEMPOLE	250	ROAD	STREET	50	0.50
426	BEHRAMPUR	GNED	RAMBHA	GANJAM	KHANDADEULI	BAHALPUR	250	BAHALPUR	BAHALPUR AWC	95	0.10
427	BEHRAMPUR	GNED	RAMBHA	GANJAM	NUAPALI	NUAPALI	250	NUAPALI	NUAPALI VILLAGE END	95	0.10
428	BEHRAMPUR	GNED	CHATRAPUR	CHATRAPUR-1	CHAMAKHANDI	JAGYANSALA	63	DSS	WHOLE VILLAGE	50	0.10
429	BEHRAMPUR	GNED	CHATRAPUR	CHATRAPUR-1	PORT	BATA CHATRAPUR MAIN RD	250	DSS	MAIN RD	95	0.20
430	BEHRAMPUR	GNED	CHATRAPUR	CHATRAPUR-1	LOWER BUSSTAND	SATYWADI NAGAR	100	DSS	SATYWADI NAGAR	95	0.10
431	BEHRAMPUR	GNED	KHALIKOTE	KHALIKOTE	KANHEIPUR	KHOJAPALLI KHTADI SAHI	63	HANUMAN TEMPLE	KHATADI SAHI	50	0.10
432	BEHRAMPUR	GNED	KHALLIKOTE	KHALIKOTE	SHYAMSUNDARPUR	KENDUPATA	100	DTR	VILLAGE END	95	0.10
433	BEHRAMPUR	GNED	KHALLIKOTE	KHALIKOTE	KODALA	MATHURA	250	DTR	COLONY END	95	0.20
434	BEHRAMPUR	HED	HINJILICUT	HINJILICUT	SIKIRI	PHD, SIKIRI (BINAYAK PATHAGARA)	250	LTB5101-123/1	LTB5101-113/6	95	0.10
435	BEHRAMPUR	HED	HINJILICUT	KANCHURU	BADAKHANDI	SAMARHOL VILLAGE100 KVA GOLIAGHAI NAYAK STREET	100	GOLIAGHAI S/S	NAYAK SAHI	50	0.20
436	BEHRAMPUR	HED	HINJILICUT	KANCHURU	BADAKHANDI	MAKARJHOLA 250+100	250+100	DSS	BADA SAHI CHHOWK	50	0.20
437	BEHRAMPUR	HED	SHERAGADA	KONKARADA	KONKARADA	PALIISAHI 250 KVA	250	HANUMAN TEMPLE, PALLISAHI 250 KVA, MAIN ROAD KARAKHANDI	MILLENIUM SCHOOL, NARASINGHA PANIGRAHI OLI POINT, GHANASYAM BADAYTA OLI POINT	50	0.14
438	BEHRAMPUR	HED	SHERAGADA	PATTAPUR	KHALINGI	KHALINGI WATER TANK 100	100	JETENDRA POULTRY FARM	NISTIPUR	50	0.10
439	BEHRAMPUR	HED	SHERAGADA	PATTAPUR	KHALINGI	BASUDEBPUR 100 KVA	100	SISHUMANDIRA	MAHADEV TEMPLE TO ERENDRA	50	0.20
440	BEHRAMPUR	HED	HINJILICUT	KANCHURU	BADAKHANDI	MATHAPADAR 25 KVA	25	DTR	TELL END	35	0.10
441	BEHRAMPUR	HED	HINJILICUT	HINJILICUT	NUAGADA	NUGAGADA	250	NUGADA	NUAGADA	95	0.10
442	BEHRAMPUR	PSED	POLASARA	POLASARA	BELGAON	MANASILA	25	DSS	PP SAHU OLI	35	0.10
443	BEHRAMPUR	PSED	PURUSOTTAMPUR	TARATARANI	TT JN FEEDER	TANVI SCHOOL	100	BATAMANGALA CHAKA	PLI POINT	50	0.10
444	BEHRAMPUR	PSED	POLOSARA	CHIRIKIPADA	DHUNKAPADA	KANKALA	100	DT	NABIN P.P	50	0.10
445	BEHRAMPUR	PSED	POLOSARA	CHIRIKIPADA	DHUNKAPADA	KANIAPALLI	63	DT	KARANA SAHI	50	0.10
446	BEHRAMPUR	PSED	POLOSARA	CHIRIKIPADA	CHIRIKIPADA	LAXMANPALLI	25	DP	POULTRY FARM	35	0.10
447	BEHRAMPUR	PSED	POLOSARA	POLASARA	BELGAON	Rwss Belagaon	63	DSS	Subash Pradhan PLI	50	0.36
448	BHANJNAGAR	PED	G.UDAYAGIRI	G.UDAYAGIRI	GRESSINGIA	GRESSINGIA	100	GRESSINGIA	BILABADA	50	0.10
449	BHANJNAGAR	PED	G.UDAYAGIRI	G.UDAYAGIRI	GRESSINGIA	BADIMUNDA	100	BADIMUNDA	TIDINAJU	50	0.10
450	BHANJNAGAR	PED	G.UDAYAGIRI	G.UDAYAGIRI	GRESSINGIA	RUDANGIA	100	RUDANGIA	GANJUGUDA	50	0.10
451	BHANJNAGAR	BNED	BELLAGUNTHA	JN PRASAD	JHADABHUMI	TAMANADA VILLAGE	63	DSS	TAMANADA VILLAGE	35	0.10
452	BHANJNAGAR	BNED	BELLAGUNTHA	JN PRASAD	BANKATARA	NARAYANPALLI VILLAGE	25	DSS	NARAYANPALLI VILLAGE	35	0.10
453	BHANJNAGAR	BNED	BELLAGUNTHA	JN PRASAD	LUNIJHOLA	BD PUR TOWN	500	DSS	BD PUR TOWN	95	0.10
454	BHANJNAGAR	BNED	SORODA	BADAGADA	GOUDAGOTHA	PUTABALI VILLAGE	25	PUTABLI	VILLAGE END	35	0.13
455	BHANJNAGAR	BNED	SORODA	SORODA	ASURABANDHA	SUNDHIDIAPALLI VILLAGE	63	SINGHAPALI	SINGHAPALI	35	0.10
456	BHANJNAGAR	BOED	MANAMUNDA	BAUNSUNI	JANAPANKA	JANAPANKA VILLAGE	63	SUB-STATION	VILLAGE END	50	0.10
457	BHANJNAGAR	BOED	MANAMUNDA	BAUNSUNI	KAMALPUR	SAHAJPAL	250	SUB-STATION	VILLAGE END	50	0.20

Location Sl. No. 10

LOCATION OF LT BARE TO ABC CONVERSION

SL. NO.	NAME OF CIRCLE	NAME OF DIVISION	NAME OF SUBDIVISION	NAME OF SECTION	NAME OF 11 KV FEEDER	DSS NAME (GIS ID-GIS NAME OF DTR)	RATING OF DSS IN (kVA)	LOCATION FROM	LOCATION TO	CABLE SIZE (SQ.MM)	PROPOSED CKT. KM
458	BHANJNAGAR	BOED	MANAMUNDA	BAUNSUNI	JANAPANKA	NARAYANNAGAR	250	SUB-STATION	VILLAGE END	95	0.10
459	BHANJNAGAR	BOED	MANAMUNDA	BAUNSUNI	JANAPANKA	KHUTBANDH VILLAGE	63	SUB-STATION	VILLAGE END	50	0.10
460	BHANJNAGAR	BOED	MANAMUNDA	BAUNSUNI	TELIBANDHA	DUDRUBAHAL	25	SUB-STATION	VILLAGE END	50	0.10
461	BHANJNAGAR	BOED	MANAMUNDA	BAUNSUNI	JANAPANKA	MUKUNDPUR	63	SUB-STATION	VILLAGE END	50	0.10
462	BHANJNAGAR	PED	G.UDAYAGIRI	G.UDAYAGIRI	GRESINGIA	DAKEDI	25	SANGADHARPUR	MAGARGUDA	50	0.10

Location Sl. No. 11

LOCATION FOR POLYCARBONATE BOX

SL NO	NAME OF CIRCLE	NAME OF DIVISION	NAME OF SECTION	11KV FEEDER NAME	DSS NAME	QTY (Nos.)
1	JEYPORE	JED	ESO NO III	JAYANAGAR	PARJASAHI 250KVA	12
2	JEYPORE	JED	ESO NO III	BAMNIGAON	DANGARCHINCHI 63KVA	12
3	JEYPORE	JED	ESO NO III	KORAPUT	ASHARAMNAGAR 100KVA	12
4	JEYPORE	JED	ESO NO I	JYP NO I	RADIOCOLONY 100 KVA	12
5	JEYPORE	JED	ESO NO III	DONGAGUDA	NIL TARA 100	12
6	JEYPORE	JED	ESO NO I	JYP TOWN	BANGLABADA 100KVA	12
7	JEYPORE	JED	ESO NO I	LINGARAJ NAGAR	INCOMETAX OFFICE 250KVA	12
8	JEYPORE	KED	KORAPUT-I	CHAPPER	CHHAPER ROAD 1	12
9	JEYPORE	KED	KORAPUT-I	KORAPUT NO-1	JAGANNATH TEMPLE SQUARE	12
10	JEYPORE	KED	KORAPUT-I	KORAPUT NO-1	CLEAR WATER PUMP HOUSE 2	12
11	JEYPORE	KED	KORAPUT-I	KORAPUT NO-1	HIGHSCHOOLCHAWK2	12
12	JEYPORE	KED	KORAPUT-I	KORAPUT NO-1	RATHASHARMACOLONY2	10
13	JEYPORE	KED	KORAPUT-I	KORAPUT NO-1	HP PETROL PUMP FRONT	10
14	JEYPORE	KED	KORAPUT-II	KORAPUT NO-2	HOUSINGBOARD	10
15	JEYPORE	KED	KORAPUT-I	KORAPUT NO-2	GANDHINAGAR1	10
16	JEYPORE	KED	KORAPUT-I	KORAPUT NO-3	SOG 2	10
17	JEYPORE	KED	KORAPUT-I	KORAPUT NO-3	PUJARIPUT 2	10
18	JEYPORE	KED	KORAPUT-I	KORAPUT NO-3	BHANDI SAHI 3	10
19	JEYPORE	KED	KORAPUT-I	KORAPUT NO-3	PUJARIPUT KALYANI MANDA	10
20	JEYPORE	KED	KORAPUT-I	KORAPUT NO-3	DNK COLONY 2	10
21	JEYPORE	KED	KORAPUT-I	KORAPUT NO-3	PANDA COLONY 2	10
22	JEYPORE	KED	KORAPUT-I	KORAPUT NO-3	PUJARIPUT 1	10
23	JEYPORE	KED	KORAPUT-I	KORAPUT NO-3	SLNMC COLLEGE GIRLS HOS	10
24	JEYPORE	KED	SUNABEDA	AEF	AEFCOLONY 1	10
25	JEYPORE	KED	SUNABEDA	NAC TOWN	SILK BOARD	10
26	JEYPORE	KED	SUNABEDA	NAC TOWN	SUBASH NAGAR	10
27	JEYPORE	KED	SUNABEDA	NAC TOWN	GANJAM COLONY	10
28	JEYPORE	KED	KORAPUT-II	KORAPUT NO-3	KUMBHA 100KVA	10
29	JEYPORE	NED	NAWARANGPUR	NABRANGPUR TOWN-2	DASHRAPADA 2	10
30	JEYPORE	NED	NAWARANGPUR	NABRANGPUR TOWN-1	ICHHABATIGUDA 3	10
31	JEYPORE	NED	NAWARANGPUR	NABRANGPUR TOWN-2	DASARAPADA 4 PODALGUDA ROAD	10
32	JEYPORE	NED	NAWARANGPUR	NABRANGPUR TOWN-1	HIRLI PARK 2	9
33	JEYPORE	NED	NAWARANGPUR	NABRANGPUR TOWN-2	DASHRAPADA 1	10
34	JEYPORE	NED	NAWARANGPUR	NABRANGPUR TOWN-1	HIRLI	10
35	JEYPORE	MED	MALKANGIRI	DNK	TINAGARAGE 315 KVA	10
36	JEYPORE	MED	MALKANGIRI	DNK	TINAGARAGE 250 KVA	10
37	JEYPORE	MED	BALIMELA	CHITROKONDA TOWN	MARKET 500KVA	10
38	JEYPORE	MED	BALIMELA	BALIMELA TOWN	NALACHAWK 100	10
39	JEYPORE	MED	BALIMELA	BALIMELA TOWN	NALACHAWK 63	10
40	JEYPORE	MED	BALIMELA	KORUKONDA	BUS STAND	10
41	JEYPORE	MED	BALIMELA	KORUKONDA	MILL CHOWK	10
42	JEYPORE	MED	BALIMELA	KORUKONDA	VATENORY OFFICE	10
43	JEYPORE	MED	BALIMELA	KORUKONDA	NEAR HANUMAN TEMPLE	10
44	JEYPORE	NED	NAWARANGPUR	PODALGUDA	PODALGUDA MAJHIGUDA 8	10
45	JEYPORE	NED	NAWARANGPUR	NABRANGPUR TOWN-2	DASHRAPADA 2	10
46	JEYPORE	NED	NAWARANGPUR	PODALGUDA	PODALGUDA 2	10
47	JEYPORE	NED	NAWARANGPUR	NABRANGPUR TOWN-1	HIRLI PARK 2	9
48	JEYPORE	NED	NAWARANGPUR	CHUTIAGUDA	SENAPATISAHI 1	10
49	JEYPORE	NED	NAWARANGPUR	NABRANGPUR TOWN-1	HIRLI	10
50	JEYPORE	NED	NAWARANGPUR	NABARANGPUR TOWN-2	JAIL 2	10
51	JEYPORE	NED	NAWARANGPUR	NABARANGPUR TOWN-2	KOIGUDA 3	10
52	JEYPORE	NED	NAWARANGPUR	NABARANGPUR TOWN-2	DASARAPADA 4 PODALGUDA ROAD	10
53	JEYPORE	NED	NAWARANGPUR	NABARANGPUR TOWN-2	DARUBAND SAHI	10
54	JEYPORE	NED	NAWARANGPUR	NABARANGPUR TOWN-2	NEW J E L CHURCH	10
55	JEYPORE	NED	NAWARANGPUR	NABARANGPUR TOWN-2	SADASHIV PARK 1	10
56	JEYPORE	NED	NAWARANGPUR	NABARANGPUR TOWN-2	SHANTI NAGAR	10
57	JEYPORE	NED	NAWARANGPUR	NABARANGPUR TOWN-2	BHANDAR GRAHANI 2	10
58	JEYPORE	NED	NAWARANGPUR	NABARANGPUR TOWN-2	BHAGABATI SAHI	10
59	JEYPORE	NED	NAWARANGPUR	NABARANGPUR TOWN-2	CHAMURIAGUDA 1	10
60	JEYPORE	NED	NAWARANGPUR	NABARANGPUR TOWN-2	MIRGANGUDA NEAR WATER TANK	10
61	JEYPORE	NED	NAWARANGPUR	NABARANGPUR TOWN-2	DASHRAPADA 1	10
62	JEYPORE	NED	NAWARANGPUR	NABARANGPUR TOWN-2	JAIL 1	10
63	JEYPORE	NED	NAWARANGPUR	NABARANGPUR TOWN-2	NUA BAND SAHI 2	10
64	JEYPORE	NED	NAWARANGPUR	NABARANGPUR TOWN-2	MUNICIPALITY	10
65	JEYPORE	NED	NAWARANGPUR	NABARANGPUR TOWN-2	BHANDAR GRAHANI 1	10
66	JEYPORE	NED	NAWARANGPUR	NABARANGPUR TOWN-2	FRONT DHS COMERCIAL BUILDING	10
67	JEYPORE	NED	NAWARANGPUR	NABARANGPUR TOWN-2	DISTRICT HQ HOSPITAL 1	10
68	JEYPORE	NED	NAWARANGPUR	NABARANGPUR TOWN-2	DISTRICT HQ HOSPITAL 2	10
69	JEYPORE	NED	NAWARANGPUR	NABRANGPUR TOWN-1	BUS STAND 2	10
70	JEYPORE	NED	NAWARANGPUR	NABRANGPUR TOWN-1	ICHHABATIGUDA 3	10
71	JEYPORE	NED	NAWARANGPUR	NABRANGPUR TOWN-1	BACK SIDE BUS STAND	10
72	JEYPORE	NED	NAWARANGPUR	NABRANGPUR TOWN-1	NEAR WOMENS COLLEGE 1	10
73	JEYPORE	NED	NAWARANGPUR	NABRANGPUR TOWN-1	JAMAL COLONY 1	10
74	JEYPORE	NED	NAWARANGPUR	NABRANGPUR TOWN-1	GANDHINAGAR 4	10
75	JEYPORE	NED	NAWARANGPUR	NABRANGPUR TOWN-1	CHINA MARKET 2	10
76	JEYPORE	NED	NAWARANGPUR	NABRANGPUR TOWN-1	MTPL ROAD	10
77	JEYPORE	JED	BORIGUMMA	BORIGUMMA TOWN		10

Location Sl. No. 11

LOCATION FOR POLYCARBONATE BOX

SL NO	NAME OF CIRCLE	NAME OF DIVISION	NAME OF SECTION	11KV FEEDER NAME	DSS NAME	QTY (Nos.)
78	JEYPORE	JED	KOTPAD	KOTPAD TOWN	KOTPAD TOWN	10
79	RAYAGADA	PKED	URBAN	TOWN1	BB STREET	30
80	RAYAGADA	PKED	URBAN	TOWN1	Relly street	40
81	RAYAGADA	PKED	URBAN	TOWN1	PADA DSS	30
82	RAYAGADA	PKED	URBAN	TOWN1	JANGAM STREET	30
83	RAYAGADA	PKED	URBAN	TOWN2	OM SANTI COLONY	30
84	RAYAGADA	PKED	URBAN	TOWN2	RAM NAGAR	30
85	RAYAGADA	PKED	URBAN	TOWN2	BUS STAND	30
86	RAYAGADA	PKED	URBAN	TOWN3	BANDARI SAHI	30
87	RAYAGADA	PKED	URBAN	TOWN3	LAXMI NAGAR	30
88	RAYAGADA	PKED	URBAN	TOWN3	LIC COLONY	30
89	RAYAGADA	PKED	URBAN	TOWN4	VICTORY COLONY	30
90	RAYAGADA	PKED	URBAN	TOWN4	MAKKATHOTAMMA	30
91	RAYAGADA	PKED	URBAN	TOWN4	COLLEGE SQUARE	30
92	RAYAGADA	RED	KASIPUR	TIKIRI TOWN	BUS STAND	30
93	RAYAGADA	RED	KASIPUR	TIKIRI TOWN	GANGA SAHU	30
94	RAYAGADA	RED	KASIPUR	TIKIRI TOWN	JAMUGUDA	30
95	RAYAGADA	RED	KASIPUR	TIKIRI TOWN	LAMP	30
96	RAYAGADA	RED	KASIPUR	TIKIRI TOWN	USHAPADA	30
97	RAYAGADA	RED	KASIPUR	TIKIRI TOWN	MISHRA PETROL PUMP	20
98	RAYAGADA	RED	KASIPUR	TIKIRI TOWN	DORA SAHI	20
99	ASKA	GSED	PUDAMARI	PUDAMARI	MAUSI MAA MANDIR 250KVA	19
100	ASKA	GSED	PUDAMARI	PUDAMARI	NO1 DTR 250+100 KVA	20
101	ASKA	GSED	PUDAMARI	PUDAMARI	HARIJANA SAHI 100KVA	14
102	ASKA	GSED	PUDAMARI	PUDAMARI	BHANJASAHI 100 KVA	20
103	ASKA	GSED	PUDAMARI	PATIGUDA	DOLAB VILLAGE 100KVA	17
104	ASKA	GSED	PUDAMARI	PATIGUDA	DOLAB VILLAGE 63KVA	14
105	ASKA	GSED	PUDAMARI	PATIGUDA	DOLAB VILLAGE 25KVA	9
106	ASKA	GSED	PUDAMARI	BHISMAGIRI	BHISMAGIRI 250KVA	20
107	ASKA	GSED	PUDAMARI	BHISMAGIRI	BHISMAGIRI COLLEGE 100KVA	20
108	ASKA	GSED	PUDAMARI	BHISMAGIRI	BHISMAGIRI BALI BANDHA 100KVA	20
109	ASKA	GSED	PUDAMARI	BHISMAGIRI	BHISMAGIRI PANCHAYAT 25KVA	10
110	ASKA	GSED	PUDAMARI	BHSHMAGIRI	BHISHMAGIRI 250KVA	10
111	ASKA	GSED	PUDAMARI	PATIGUDA	PATIGUDA 100KVA	10
112	ASKA	GSED	PUDAMARI	BHISMAGIRI	TIKARAPADA 100KVA	15
113	ASKA	GSED	PUDAMARI	BHISMAGIRI	TIKARAPADA 100KVA 2	15
114	ASKA	GSED	PUDAMARI	KANSAMARI	CHANAMERI 100KVA	20
115	ASKA	GSED	PUDAMARI	KANSAMARI	CHANAMERI 63+100KVA	15
116	ASKA	GSED	PUDAMARI	KANSAMARI	KAILASHPUR 315KVA	20
117	ASKA	GSED	PUDAMARI	KANSAMARI	RATNAMANIPUR 250KVA	20
118	ASKA	GSED	PUDAMARI	NK PENTHA	KHAMARIGAON 250KVA	12
119	ASKA	GSED	PUDAMARI	NK PENTHA	MEGHAJHOLI 2*100KVA	20
120	ASKA	GSED	PUDAMARI	NK PENTHA	NIMAKHANDI PENTHA 250KVA	15
121	ASKA	GSED	PUDAMARI	NK PENTHA	CHASA NIMAKHANDI 250VKA+100VKA	20
122	ASKA	GSED	PUDAMARI	NK PENTHA	SINDHABA 100KVA	12
123	ASKA	GSED	PUDAMARI	NK PENTHA	SINDHABA 2 100KVA	12
124	ASKA	GSED	PUDAMARI	KAITHAKHANDI	KAITHAKAHNDI 250KVA	20
125	ASKA	GSED	PUDAMARI	KAITHAKHANDI	BORIPADAR 100KVA	10
126	ASKA	GSED	PUDAMARI	KAITHAKHANDI	TALASINGH 100KVA	5
127	ASKA	GSED	PUDAMARI	KAITHAKHANDI	TALASINGH 63KVA	8
128	ASKA	GSED	PUDAMARI	KAITHAKHANDI	CHAKA TENTULI 63KVA	5
129	ASKA	GSED	PUDAMARI	KAITHAKHANDI	PENDURABADI 250KVA	8
130	ASKA	GSED	PUDAMARI	KAITHAKHANDI	GOLONDA 250KVA	10
131	ASKA	GSED	PUDAMARI	KAITHAKHANDI	S. TIKARAPADA 63KVA	5
132	ASKA	GSED	PUDAMARI	KAITHAKHANDI	BALLIGHAI 63KVA	5
133	ASKA	GSED	PUDAMARI	KAITHAKHANDI	PENTHA 100KVA	10
134	ASKA	GSED	NUAPADA	NUAPADA	LALMENTA DSS	5
135	ASKA	GSED	NUAPADA	NUAPADA	SANAKELAJHARI	5
136	ASKA	GSED	NUAPADA	KHAREIAGUDA	BELAPADA DSS	5
137	ASKA	AED-I	ASKA	ASKA BUS STAND	PALLI CHAKA 1	5
138	ASKA	AED-I	ASKA	ASKA BUS STAND	P G PALLI SIVA TEMPLE	5
139	ASKA	AED-I	ASKA	ASKA BUS STAND	MEDICAL COLONY	5
140	ASKA	AED-I	ASKA	ASKA BUS STAND	LACHHANPALLI ROAD	5
141	ASKA	AED-I	ASKA	ASKA BUS STAND	HATI SAGAR	5
142	ASKA	AED-I	ASKA	ASKA BUS STAND	PAKALAPALLI VILLAGE	5
143	ASKA	AED-I	ASKA	ASKA BUS STAND	NEAR PNB	5
144	ASKA	AED-I	BALSIRA	GANGAPUR-ASKA	MANGALPUR 3	10
145	ASKA	AED-I	ASKA	ASKA BUS STAND	HARIHARA NAGAR	5
146	ASKA	AED-I	BALSIRA	GANGAPUR-ASKA	PHULASARAPALI	10
147	ASKA	AED-I	ASKA	ASKA BUS STAND	NEAR REVENUE IB	5
148	ASKA	AED-I	ASKA	ASKA BUS STAND	POWER LOOM 1	5
149	ASKA	AED-I	ASKA	ASKA BUS STAND	K S PATNA	5
150	ASKA	AED-I	ASKA	ASKA BUS STAND	LACHHANPALLI	5
151	ASKA	AED-I	NUAGAM II	SHERAGADA-ASKA	NALABANTA VILLAGE 2	10
152	ASKA	AED-I	NUAGAM II	SHERAGADA-ASKA	KALASANDHAPUR NUA SAHI	10
153	ASKA	AED-I	ASKA	ASKA BUS STAND	LALA SASAN	5
154	ASKA	AED-I	NUAGAM II	SHERAGADA-ASKA	KALASANDAPUR MAIN ROAD 2	10

Location Sl. No. 11

LOCATION FOR POLYCARBONATE BOX

SL NO	NAME OF CIRCLE	NAME OF DIVISION	NAME OF SECTION	11KV FEEDER NAME	DSS NAME	QTY (Nos.)
155	ASKA	AED-I	BALSIRA	GANGAPUR-ASKA	MAMUDHIO 1	10
156	ASKA	AED-I	NUAGAM	COLLEGE SQUARE	K L PALLI SHIVA TEMPLE	5
157	ASKA	AED-I	ASKA	ASKA BUS STAND	ACMPCS	5
158	ASKA	AED-I	ASKA	ASKA BUS STAND	MAHARANA GAREGE	5
159	ASKA	AED-I	BALSIRA	GANGAPUR-ASKA	MANGALPUR BATAPANI SAHI 1	10
160	ASKA	AED-I	BALSIRA	GANGAPUR-ASKA	NABARATNPUR BARDAN SAHI	10
161	ASKA	AED-I	BALSIRA	GANGAPUR-ASKA	DEBABHUMI TALA SAHI	10
162	ASKA	AED-I	ASKA	ASKA BUS STAND	BANI BIHAR PHD	5
163	ASKA	AED-I	BALSIRA	GANGAPUR-ASKA	K NUAGAON 1	10
164	ASKA	AED-I	BALSIRA	GANGAPUR-ASKA	DEBABHUMI HIGH SCHOOL	10
165	ASKA	AED-I	ASKA	ASKA BUS STAND	P G PALLI VILLAGE II	5
166	ASKA	AED-I	ASKA	ASKA BUS STAND	P G PALLI VILLAGE I	5
167	ASKA	AED-I	ASKA	ASKA BUS STAND	GANDHI NAGAR 2	5
168	ASKA	AED-I	NUAGAM II	SHERAGADA-ASKA	KALASANDAPUR VILLAGE	10
169	ASKA	AED-I	ASKA	ASKA BUS STAND	BANI BIHAR 3RD LINE	5
170	ASKA	AED-I	NUAGAM II	SHERAGADA-ASKA	RD PALLI NR ARABINDO SCHL	10
171	ASKA	AED-I	NUAGAM II	SHERAGADA-ASKA	KALASANDHAPUR SORODA RD	10
172	ASKA	AED-I	ASKA	ASKA BUS STAND	PAKALAPALLI GATE	5
173	ASKA	AED-I	ASKA	ASKA BUS STAND	PALLI CHAKA 2	5
174	ASKA	AED-I	BALSIRA	GANGAPUR-ASKA	JAGANNATHAPALLI	10
175	ASKA	AED-I	ASKA	JOKABANDHA	JOKABANDA	5
176	ASKA	AED-I	ASKA	JOKABANDHA	ASHOK CINEMA HALL	5
177	ASKA	AED-I	ASKA	JOKABANDHA	TOTA SAHI	5
178	ASKA	AED-I	ASKA	JOKABANDHA	S N TEMPLE	5
179	ASKA	AED-I	ASKA	JOKABANDHA	KALIMUKHI SAHI	5
180	ASKA	AED-I	ASKA	JOKABANDHA	HATAPADA 1	5
181	ASKA	AED-I	ASKA	JOKABANDHA	NAC COLONY	5
182	ASKA	AED-I	ASKA	ASKA MEDICAL	LALA GORJI	5
183	ASKA	AED-I	ASKA	ASKA MEDICAL	DANDAKALI PHD	5
184	ASKA	AED-I	ASKA	ASKA MEDICAL	ORIYA SAHI	5
185	ASKA	AED-I	ASKA	ASKA MEDICAL	NOLIA SAHI	5
186	ASKA	AED-I	ASKA	ASKA MEDICAL	HATAPADA 2	5
187	ASKA	AED-I	ASKA	ASKA MEDICAL	SHIVA TEMPLE	5
188	ASKA	AED-I	ASKA	ASKA MEDICAL	GANDAPALLI	5
189	ASKA	AED-I	ASKA	ASKA MEDICAL	SAMSANGHAT PHD	5
190	ASKA	AED-I	ASKA	ASKA MEDICAL	GOPINATH TEMPLE	5
191	ASKA	AED-I	ASKA	ASKA MEDICAL	GOLA SAHI	5
192	ASKA	AED-I	ASKA	ASKA MEDICAL	SUNAMBA PHD	5
193	ASKA	AED-I	ASKA	ASKA MEDICAL	SARIF GALI	5
194	ASKA	AED-I	NUAGAM	COLLEGE SQUARE	GHATAKURI VILLAGE 1	5
195	ASKA	AED-I	NUAGAM	COLLEGE SQUARE	KHARIA VILLAGE 1	5
196	ASKA	AED-I	NUAGAM	COLLEGE SQUARE	MAHARANA COLONY	5
197	ASKA	AED-I	NUAGAM	COLLEGE SQUARE	KHARIA VILLAGE 2	5
198	ASKA	AED-I	NUAGAM	COLLEGE SQUARE	HUMUKI VILLAGE 2	5
199	ASKA	AED-I	NUAGAM	COLLEGE SQUARE	BENIA SCHOOL 1	5
200	ASKA	AED-I	NUAGAM	COLLEGE SQUARE	MANTAPADA VILLAGE	5
201	ASKA	AED-I	NUAGAM	COLLEGE SQUARE	V R PALLI VILLAGE	5
202	ASKA	AED-I	NUAGAM	COLLEGE SQUARE	COLLEGE SQUARE	5
203	ASKA	AED-I	NUAGAM	COLLEGE SQUARE	MAGURA VILLAGE 1	5
204	ASKA	AED-I	NUAGAM	COLLEGE SQUARE	KOTTINADA VILLAGE	5
205	ASKA	AED-I	NUAGAM	COLLEGE SQUARE	CHOWDHARY NAGAR	5
206	ASKA	AED-I	NUAGAM	COLLEGE SQUARE	MANTAPODA SCHOOL	5
207	ASKA	AED-I	NUAGAM	COLLEGE SQUARE	GHATAKURI BADA SAHI	5
208	ASKA	AED-I	NUAGAM	COLLEGE SQUARE	HARIDA PADARA VILLAGE 2	5
209	ASKA	AED-I	NUAGAM	COLLEGE SQUARE	SPINNING MILL ROAD 1	5
210	ASKA	AED-I	NUAGAM	COLLEGE SQUARE	HUMUKI VILLAGE 1	5
211	ASKA	AED-I	NUAGAM	COLLEGE SQUARE	COLLEGE SQUARE PANDA COLONY	5
212	ASKA	AED-I	NUAGAM	COLLEGE SQUARE	K L PALLI MAIN ROAD	5
213	ASKA	AED-I	NUAGAM	COLLEGE SQUARE	BENIA VILLAGE NEAR RWSS	5
214	CITY	BED-I	GOPALPUR	GOPALPUR TOWN	POLICE STATION MAIN ROAD	15
215	CITY	BED-I	GOPALPUR	GOPALPUR TOWN	MEDICAL	15
216	CITY	BED-I	GOPALPUR	GOPALPUR TOWN	REVU STREET	20
217	CITY	BED-I	GOPALPUR	GOPALPUR TOWN	PALM BEACH	20
218	CITY	BED-I	GOPALPUR	GOPALPUR TOWN	OLD CIRCUIT HOUSE	20
219	CITY	BED-I	GOPALPUR	GOPALPUR TOWN	MAHAVEER JUNCTION	20
220	CITY	BED-I	GOPALPUR	GOPALPUR TOWN	NADIA MARKET	20
221	CITY	BED-I	GOPALPUR	NARAYANPUR	MUTYALAMMA	20
222	CITY	BED-I	GOPALPUR	NARAYANPUR	SANDHA CHHAKA	20
223	CITY	BED-I	GOPALPUR	GOPALPUR TOWN	PANTHA NIVAS	5
224	CITY	BED-I	GOPALPUR	GOPALPUR TOWN	SAGAR COLONY	20
225	CITY	BED-I	GOPALPUR	GOPALPUR TOWN	PALM BEACH 100 KVA	20
226	CITY	BED-I	GOPALPUR	BOXIPALLI	NEW BOXIPALLI 100 KVA	20
227	CITY	BED-I	GOPALPUR	BOXIPALLI	OLD BOXIPALLI 100 KVA	20
228	CITY	BED-I	GOPALPUR	BOXIPALLI	ODL BOXIPALLI	20
229	CITY	BED-I	GOPALPUR	BOXIPALLI	ADATALAPALLI 100 KVA	20
230	CITY	BED-I	GOPALPUR	BOXIPALLI	DEEGIPUR 63 KVA	20
231	CITY	BED-I	GOPALPUR	BOXIPALLI	DHARAMPUR 100 KVA	25

Location Sl. No. 11

LOCATION FOR POLYCARBONATE BOX

SL NO	NAME OF CIRCLE	NAME OF DIVISION	NAME OF SECTION	11KV FEEDER NAME	DSS NAME	QTY (Nos.)
232	CITY	BED-I	GOPALPUR	BOXIPALLI	VICALP 25 KVA	30
233	CITY	BED-I	GOPALPUR	BOXIPALLI	DEEGIPUR 100 KVA	30
234	CITY	BED-I	GOPALPUR	BOXIPALLI	VENKETRAIPUR 250	30
235	CITY	BED-I	GOPALPUR	BOXIPALLI	DEEGIPUR 250	30
236	CITY	BED-I	GOPALPUR	NARAYANPUR	NARAYANPUR	30
237	CITY	BED-I	GOPALPUR	NARAYANPUR	MANSURKOTA	30
238	CITY	BED-I	GOPALPUR	NARAYANPUR	ODRP ALLIPUR	20
239	CITY	BED-I	BHANJABIHAR	GOLABANDHA	GOLABANDHA	30
240	CITY	BED-I	LANJIPALLI	NH ANKULI	GANGANAGARA	30
241	CITY	BED-I	LANJIPALLI	PASCHIMESWARA	PATHAGARA	30
242	CITY	BED-I	LANJIPALLI	PASCHIMESWARA	MALISAHI	30
243	CITY	BED-I	LANJIPALLI	Hillpatana	dhipasahi	20
244	CITY	BED-I	LANJIPALLI	PASCHIMESWARA	Ulibandha	30
245	CITY	BED-III	JAGAPUR	SOROLA	ALL DSS	30
246	CITY	BED-III	JAGAPUR	SUVANI	ALL DSS	30
247	CITY	BED-III	JAGAPUR	GOLANTHARA	ALL DSS	30
248	BERHAMPUR	HED	HINJLICUT	MEDICAL	BOMBY COLONY 100 KVA	2
249	BERHAMPUR	HED	HINJLICUT	HINJLI TOWN	RAJA SAHI 2 315 KVA	3
250	BERHAMPUR	HED	HINJLICUT	HINJLI TOWN	SUKHUA HATA 1 500 KVA	3
251	BERHAMPUR	HED	HINJLICUT	HINJLI TOWN	REGADI 2 500 KVA	2
252	BERHAMPUR	HED	HINJLICUT	HINJLI	DURGA DEVI TEMPLE 500 KVA	3
253	BERHAMPUR	HED	HINJLICUT	HINJLI	HETRA BANDHA 100 KVA	3
254	BERHAMPUR	HED	HINJLICUT	HINJLI	KALUA SAHI 25 KVA	3
255	BERHAMPUR	HED	HINJLICUT	HINJLI	FIRE STATION 25 KVA	3
256	BERHAMPUR	HED	HINJLICUT	HINJLI	NELIA BANDHA CHAAKA 315 KVA	3
257	BERHAMPUR	HED	HINJLICUT	HINJLI	NANDIK SUNDAR MADHABA 100 KVA	2
258	BERHAMPUR	HED	HINJLICUT	HINJLI	NANDIK VILLAGE 63 KVA	1
259	BERHAMPUR	HED	HINJLICUT	HINJLI	NANDIK ANGANWADI 100 KVA	3
260	BERHAMPUR	HED	KANCHURU	BADAKHANDI	POCHILIMA 500 KVA	3
261	BERHAMPUR	HED	SHEAGADA	SHERAGADA TOWN	TAKARADA ROAD	3
262	BERHAMPUR	PSED	PURUSHOTTAMPUR	TOWN	KUMBHARI(500KVA)	3
263	BERHAMPUR	PSED	PURUSHOTTAMPUR	TOWN	KUMBHARI(250KVA)	3
264	BERHAMPUR	PSED	PURUSHOTTAMPUR	TOWN	KANAKA(500KVA)	3
265	BERHAMPUR	PSED	PURUSHOTTAMPUR	TOWN	SWPANESWARA(250KVA)	3
266	BERHAMPUR	PSED	PURUSHOTTAMPUR	TOWN	BLOCK OFFICE(500KVA)	3
267	BERHAMPUR	PSED	PURUSHOTTAMPUR	ACHULI	ACHULICHAKKA(100KVA)	3
268	BERHAMPUR	PSED	PURUSHOTTAMPUR	ACHULI	ACHULI VILLAGE (250KVA)	3
269	BERHAMPUR	PSED	PURUSHOTTAMPUR	ACHULI	HANDIGHARA(100KVS)	3
270	BERHAMPUR	PSED	PURUSHOTTAMPUR	ACHULI	JALESWARKHANDI(100KVA)	3
271	BERHAMPUR	PSED	PURUSHOTTAMPUR	ACHULI	PRATAPUR(2X100KVA)	3
272	BERHAMPUR	PSED	PURUSHOTTAMPUR	ACHULI	PRATPUR HOSPITAL(250KVA)	3
273	BERHAMPUR	PSED	PURUSHOTTAMPUR	BALIA	KHAJIPALI(100KVA)	3
274	BERHAMPUR	PSED	PURUSHOTTAMPUR	BALIA	KN PUR(100KVA)	3
275	BERHAMPUR	PSED	PURUSHOTTAMPUR	BALIA	BAGDEVI CHAAKA(63KVA)	3
276	BERHAMPUR	PSED	PURUSHOTTAMPUR	BALIA	BALIA(250KVA)	3
277	BERHAMPUR	PSED	PURUSHOTTAMPUR	BALIA	ALADIGAON(100KVA)	3
278	BERHAMPUR	PSED	PURUSHOTTAMPUR	BALIA	BARAPALI(250KVA)	3
279	BERHAMPUR	PSED	PURUSHOTTAMPUR	BALIA	BHUNABHUNI(100KVA)	3
280	BERHAMPUR	PSED	PURUSHOTTAMPUR	BALIA	BALASINGHAPALI(63KVA)	3
281	BERHAMPUR	PSED	PURUSHOTTAMPUR	BALIA	UMARIKHATIA(100KVA)	3
282	BERHAMPUR	PSED	PURUSHOTTAMPUR	B.N PUR	SINGIBATI(16KVA)	3
283	BERHAMPUR	PSED	PURUSHOTTAMPUR	B.N PUR	GOTHIALI(100KVA)	3
284	BERHAMPUR	PSED	PURUSHOTTAMPUR	B.N PUR	BILASAPUR(63KVA)	3
285	BERHAMPUR	PSED	PURUSHOTTAMPUR	B.N PUR	CHELU(250KVA)	3
286	BERHAMPUR	PSED	PURUSHOTTAMPUR	B.N PUR	SANAMADHABAPUR(100KVA)	3
287	BERHAMPUR	PSED	PURUSHOTTAMPUR	B.N PUR	GOUDAGAON(63KVA)	3
288	BERHAMPUR	PSED	PURUSHOTTAMPUR	BARAGAON	MENDHAPALI(63KVA)	3
289	BERHAMPUR	PSED	PURUSHOTTAMPUR	BARAGAON	HINDALAPALI(63KVA)	3
290	BERHAMPUR	PSED	PURUSHOTTAMPUR	BARAGAON	CHADHAIPALI(100KVA)	3
291	BERHAMPUR	PSED	PURUSHOTTAMPUR	BARAGAON	MULAKUMARI(100KVA)	3
292	BERHAMPUR	PSED	PURUSHOTTAMPUR	BARAGAON	BARAGAON (100KVA)	3
293	BERHAMPUR	PSED	PURUSHOTTAMPUR	BARAGAON	KHAJURIPALI(100KVA)	3
294	BERHAMPUR	PSED	PURUSHOTTAMPUR	BARAGAON	RANIGAON(100KVA)	3
295	BERHAMPUR	PSED	PURUSHOTTAMPUR	BARAGAON	KARANDAPALI(63KVA)	3
296	BERHAMPUR	PSED	PURUSHOTTAMPUR	BARAGAON	TALASIKULA(63KVA)	3
297	BERHAMPUR	PSED	PURUSHOTTAMPUR	BARAGAON	SAMA(250KVA)	3
298	BERHAMPUR	PSED	PURUSHOTTAMPUR	BARAGAON	SINGIPUR(100KVA)	3
299	BERHAMPUR	PSED	PURUSHOTTAMPUR	BARAGAON	CHINGUDIGHAI(500KVA)	3
300	BERHAMPUR	PSED	PURUSHOTTAMPUR	BHUTASARSING	N.NUAGAON(63KVA)	3
301	BERHAMPUR	PSED	PURUSHOTTAMPUR	BHUTASARSING	BENIPUR(25KVA)	3
302	BERHAMPUR	PSED	PURUSHOTTAMPUR	BHUTASARSING	KAITHADA(63KVA)	3
303	BERHAMPUR	PSED	PURUSHOTTAMPUR	BHUTASARSING	BHUTASARSING(100KVA)	3
304	BERHAMPUR	PSED	PURUSHOTTAMPUR	BHUTASARSING	RAJAPUR(63KVA)	3
305	BERHAMPUR	PSED	PURUSHOTTAMPUR	BHUTASARSING	DASIAMARIPALI(100KVA)	3
306	BERHAMPUR	PSED	PURUSHOTTAMPUR	BHUTASARSING	BADAKHARIDA(250KVA)	3
307	BERHAMPUR	PSED	PURUSHOTTAMPUR	BHUTASARSING	BANANAI(250KVA)	3
308	BERHAMPUR	PSED	PURUSHOTTAMPUR	BHUTASARSING	SANTARAPALI(2X100KVA)	3

Location Sl. No. 11

LOCATION FOR POLYCARBONATE BOX

SL NO	NAME OF CIRCLE	NAME OF DIVISION	NAME OF SECTION	11KV FEEDER NAME	DSS NAME	QTY (Nos.)
309	BERHAMPUR	PSED	PURUSHOTTAMPUR	BHUTASARSING	BAGADA(2X25KVA)	3
310	BERHAMPUR	PSED	PURUSHOTTAMPUR	BHUTASARSING	JHARANA(25KVA)	3
311	BERHAMPUR	PSED	PURUSHOTTAMPUR	BHUTASARSING	BHIMAPALI(63KVA)	3
312	BERHAMPUR	PSED	PURUSHOTTAMPUR	BHUTASARSING	RAGHUNATHAPALI(63KVA)	3
313	BERHAMPUR	PSED	PURUSHOTTAMPUR	BHUTASARSING	BALARAMPUR(100KVA)	3
314	BERHAMPUR	PSED	PURUSHOTTAMPUR	BHUTASARSING	BAXIPALI(25KVA)	3
315	BERHAMPUR	PSED	PURUSHOTTAMPUR	BHUTASARSING	PATANAPALI(63KVA)	3
316	BERHAMPUR	PSED	PURUSHOTTAMPUR	BHUTASARSING	ARAKHAPUR(250KVA)	3
317	BERHAMPUR	PSED	PURUSHOTTAMPUR	BHUTASARSING	SIKULA(250KVA)	3
318	BERHAMPUR	PSED	PURUSHOTTAMPUR	BHUTASARSING	LADAKAPALI(63KVA)	3
319	BERHAMPUR	PSED	PURUSHOTTAMPUR	BHUTASARSING	DHOBAPALI(63KVA)	3
320	BERHAMPUR	PSED	PURUSHOTTAMPUR	BHUTASARSING	BHEJIPUT(63KVA)	3
321	BERHAMPUR	PSED	PURUSHOTTAMPUR	PANDIA	BHIMPUR(250KVA)	3
322	BERHAMPUR	PSED	PURUSHOTTAMPUR	PANDIA	PANDARAKHOLI(100KVA)	3
323	BERHAMPUR	PSED	PURUSHOTTAMPUR	PANDIA	KOLASINGI(100KVA)	3
324	BERHAMPUR	PSED	PURUSHOTTAMPUR	PANDIA	CHATAMUNDULI(100KVA)	3
325	BERHAMPUR	PSED	PURUSHOTTAMPUR	PANDIA	DEULAPALI(100KVA)	3
326	BERHAMPUR	PSED	PURUSHOTTAMPUR	PANDIA	JAUGADA(16KVA)	3
327	BERHAMPUR	PSED	PURUSHOTTAMPUR	PANDIA	PANDIA(315KVA)	3
328	BERHAMPUR	PSED	PURUSHOTTAMPUR	PANDIA	CH.NUAGAON(2X100KVA)	3
329	BERHAMPUR	PSED	PURUSHOTTAMPUR	PANDIA	JEMADEIPUR(100KVA)	3
330	BERHAMPUR	PSED	PURUSHOTTAMPUR	PANDIA	KOLIDASHPUR(100KVA)	3
331	BERHAMPUR	PSED	PURUSHOTTAMPUR	PANDIA	MORABAI(100KVA)	3
332	BERHAMPUR	PSED	PURUSHOTTAMPUR	PANDIA	RAULAPALI(63KVA)	3
333	BERHAMPUR	PSED	PURUSHOTTAMPUR	PANDIA	A.GOVINDAPUR(63KVA)	3
334	BERHAMPUR	PSED	PURUSHOTTAMPUR	PANDIA	ANTARIGAON(250KVA)	3
335	BERHAMPUR	PSED	PURUSHOTTAMPUR	PANDIA	DHEPA ANTARIGAON(63KVA)	3
336	BERHAMPUR	PSED	PURUSHOTTAMPUR	PANDIA	HANUMANPALLI(63KVA)	3
337	BERHAMPUR	PSED	PURUSHOTTAMPUR	PANDIA	INDIRIBAS COLONY(63KVA)	3
338	BERHAMPUR	PSED	PURUSHOTTAMPUR	PANDIA	GOPAPUR&ADHEIBARA(250KVA)	3
339	BERHAMPUR	PSED	PURUSHOTTAMPUR	PANDIA	JHADABAI(250KVA)	3
340	BERHAMPUR	PSED	PURUSHOTTAMPUR	PANDIA	GANGANAPUR(500KVA)	3
341	BERHAMPUR	PSED	POLASARA	KALAMBA	CHADEIAPADA VILLAGE	3
342	BERHAMPUR	PSED	POLASARA	KALAMBA	BRAMNHAN SAHI-3	3
343	BERHAMPUR	PSED	POLASARA	KALAMBA	BRAMNHAN SAHI-2	3
344	BERHAMPUR	PSED	POLASARA	BALICHAI HATIOTA	GHODAPOLAN OLIC-2	3
345	BERHAMPUR	PSED	POLASARA	BALICHAI HATIOTA	JENAPUR	3
346	BERHAMPUR	PSED	POLASARA	BALICHAI HATIOTA	JENAPUR1	3
347	BERHAMPUR	PSED	POLASARA	BALICHAI HATIOTA	NEAR KARANJARA LANGALES	3
348	BERHAMPUR	PSED	POLASARA	BELAGAON	BPL BLAGAON HARIJAN SAHI	3
349	BERHAMPUR	PSED	POLASARA	BELAGAON	OLIC DIMBIRIA 4	3
350	BERHAMPUR	PSED	POLASARA	BELAGAON	RWSS SODAKA 2	3
351	BERHAMPUR	PSED	POLASARA	BELAGAON	BAGHADI NEAR BY SHIVE TE	3
352	BERHAMPUR	PSED	POLASARA	BELAGAON	HOMIYAPATI MEDICALBGUDH	3
353	BERHAMPUR	PSED	POLASARA	BELAGAON	OLIC SODAKA	3
354	BERHAMPUR	PSED	POLASARA	BELAGAON	MADHUSUDHANPUR BEL	3
355	BERHAMPUR	PSED	POLASARA	BELAGAON	MANASILA SASAN 1	3
356	BERHAMPUR	PSED	POLASARA	BELAGAON	DEULA SAHI-2	3
357	BERHAMPUR	PSED	POLASARA	BELAGAON	BAGHADI NEAR POUND	3
358	BERHAMPUR	PSED	POLASARA	BELAGAON	DANDA DHAI DIMBIRIA1	3
359	BERHAMPUR	PSED	POLASARA	BELAGAON	DANDA SHAI CHOCK DIMBRI	3
360	BERHAMPUR	PSED	POLASARA	BELAGAON	BAGHADI NEAR MIL CHHOK	3
361	BERHAMPUR	PSED	POLASARA	BELAGAON	CHHANCHANIA PALLI	3
362	BERHAMPUR	PSED	POLASARA	BELAGAON	GOTHALI BABA SHAI	3
363	BERHAMPUR	PSED	POLASARA	BELAGAON	MANISALA SANI MANDIR	3
364	BERHAMPUR	PSED	POLASARA	BELAGAON	MADARANGAPALLI RIVER SI	3
365	BERHAMPUR	PSED	POLASARA	BELAGAON	CHANDI RAMCHANDRAPUR MI	3
366	BERHAMPUR	PSED	POLASARA	BELAGAON	CHANDI RAMACHANDRAPUR N	3
367	BERHAMPUR	PSED	POLASARA	BELAGAON	BUDHEISUNI NEAR GOPINAT	3
368	BERHAMPUR	PSED	POLASARA	BELAGAON	GOTHALI PATHAGHARA	3
369	BERHAMPUR	PSED	POLASARA	KALAMBA	CHADHIAPADA TOTASAHI	3
370	BERHAMPUR	PSED	POLASARA	KALAMBA	BALIBANDHA CHHAKA-2	3
371	BERHAMPUR	PSED	POLASARA	KALAMBA	KALAMBA PATANA UP SCHOOL	3
372	BERHAMPUR	PSED	POLASARA	KALAMBA	JAKARA NADI SAHI	3
373	BERHAMPUR	PSED	POLASARA	KALAMBA	CHADHEIAPADA MAIN ROAD	3
374	BERHAMPUR	PSED	POLASARA	KALAMBA	DHIASAHI CHHAKA	3
375	BERHAMPUR	PSED	POLASARA	KALAMBA	KHANDURU	3
376	BERHAMPUR	PSED	POLASARA	POLASARA RURAL	MATHURA KHADALASAHI	3
377	BERHAMPUR	PSED	POLASARA	POLASARA RURAL	J DENGAPADAR TALABANDASA	3
378	BERHAMPUR	PSED	POLASARA	POLASARA RURAL	MATHURA KALI MANDIR	3
379	BERHAMPUR	PSED	POLASARA	POLASARA RURAL	MATHURA GUPTESHWAR TEMPLE	3
380	BERHAMPUR	PSED	POLASARA	POLASARA RURAL	J DENGAPADAR MALISAI 1	3
381	BERHAMPUR	PSED	POLASARA	POLASARA RURAL	MARDARAJPUR 1	3
382	BERHAMPUR	PSED	POLASARA	POLASARA RURAL	DHAUMALA 1	3
383	BERHAMPUR	PSED	POLASARA	POLASARA RURAL	J DENGAPADAR MALISAI 4	3
384	BERHAMPUR	PSED	POLASARA	POLASARA RURAL	J DENGAPADAR BARASAI	3
385	BERHAMPUR	PSED	POLASARA	POLASARA RURAL	K SARADHAPUR OLIC	3

Location Sl. No. 11

LOCATION FOR POLYCARBONATE BOX

SL NO	NAME OF CIRCLE	NAME OF DIVISION	NAME OF SECTION	11KV FEEDER NAME	DSS NAME	QTY (Nos.)
386	BERHAMPUR	PSED	POLASARA	POLASARA RURAL	MATHURA KHADALASAHI CHAC	3
387	BERHAMPUR	PSED	POLASARA	POLASARA RURAL	MAA SANKAT TARINI	3
388	BERHAMPUR	PSED	POLASARA	POLASARA RURAL	KAMALPUR OLI	3
389	BERHAMPUR	PSED	POLASARA	POLASARA RURAL	MATHURA MAIN ROAD	3
390	BERHAMPUR	PSED	POLASARA	POLASARA RURAL	KONKORADA BADASAHI 1	3
391	BERHAMPUR	PSED	POLASARA	POLASARA RURAL	DHAUMALA 2	3
392	BERHAMPUR	PSED	POLASARA	POLASARA RURAL	MATHURA PATNA	3
393	BERHAMPUR	PSED	POLASARA	POLASARA RURAL	KONKORADA BRAMHANASAHI	3
394	BERHAMPUR	PSED	POLASARA	POLASARA RURAL	KONKORADA	3
395	BERHAMPUR	PSED	POLASARA	POLASARA RURAL	KONKORADA VIDYALAYA SAHI	3
396	BERHAMPUR	PSED	POLASARA	POLASARA RURAL	MARDARAJPUR 2	3
397	BERHAMPUR	PSED	POLASARA	POLASARA RURAL	MATHURA GUPTESHWAR TEMPLE	3
398	BERHAMPUR	PSED	POLASARA	POLASARA RURAL	KONKORADA BADASAHI 2	3
399	BERHAMPUR	PSED	POLASARA	POLASARA RURAL	J DENGAPADAR MILL SAHI	3
400	BERHAMPUR	PSED	POLASARA	POLASARA RURAL	MATHURA RAGHUNATH TEMPLE	3
401	BERHAMPUR	PSED	POLASARA	POLASARA RURAL	USTAPADA 2	3
402	BERHAMPUR	PSED	POLASARA	POLASARA RURAL	K MUKTAMALADEIPUR 1	3
403	BERHAMPUR	PSED	POLASARA	POLASARA RURAL	K RANIPADA DBW POINT	3
404	BERHAMPUR	PSED	POLASARA	POLASARA RURAL	BANTHAPALLI 2	3
405	BERHAMPUR	PSED	POLASARA	POLASARA TOWN	POLOSARA MCC	3
406	BERHAMPUR	PSED	POLASARA	POLASARA TOWN	KAITHA BANDHA HUDA	3
407	BERHAMPUR	PSED	POLASARA	POLASARA TOWN	DEVI NAGAR	3
408	BERHAMPUR	PSED	POLASARA	POLASARA TOWN	SANDHA SAHI	3
409	BERHAMPUR	PSED	POLASARA	POLASARA TOWN	KALAMBA SAHI CHAKKA	3
410	BERHAMPUR	PSED	POLASARA	POLASARA TOWN	RANIPADA-1	3
411	BERHAMPUR	PSED	POLASARA	POLASARA TOWN	BLOCK OFFICE	3
412	BERHAMPUR	PSED	POLASARA	POLASARA TOWN	BHAGABATA PATANA SAHI	3
413	BERHAMPUR	PSED	POLASARA	POLASARA TOWN	RANIPADA MAIN ROAD	3
414	BERHAMPUR	PSED	POLASARA	POLASARA TOWN	POLASARA OPD BUILDING	3
415	BERHAMPUR	PSED	POLASARA	POLASARA TOWN	BALI GHAI	3
416	BERHAMPUR	PSED	POLASARA	POLASARA TOWN	PATIGADA	3
417	BERHAMPUR	PSED	POLASARA	POLASARA TOWN	BILLIJHON KALI MANDIR	3
418	BERHAMPUR	PSED	POLASARA	POLASARA TOWN	SIDHIPUR VILLAGE	3
419	BERHAMPUR	PSED	POLASARA	POLASARA TOWN	ODIA SAHI	3
420	BERHAMPUR	PSED	POLASARA	POLASARA TOWN	HIRAPALLI CHOK	3
421	BERHAMPUR	PSED	POLASARA	POLASARA TOWN	FOREST COLONY	3
422	BERHAMPUR	PSED	POLASARA	POLASARA TOWN	NAC OFFICE	3
423	BERHAMPUR	PSED	BEGUNIAPADA	BEGUNIAPADA	MARKET 1- 100KVA	3
424	BERHAMPUR	PSED	BEGUNIAPADA	BEGUNIAPADA	MARKET 2-100 KVA	3
425	BERHAMPUR	PSED	BEGUNIAPADA	BEGUNIAPADA	MARKET 3-500KVA	3
426	BERHAMPUR	PSED	BEGUNIAPADA	OLD ANGARAGAON	K BARIDSA-315KVA	3
427	BERHAMPUR	PSED	BEGUNIAPADA	OLD ANGARAGAON	K BARIDSA-100KVA	3
428	BERHAMPUR	PSED	BEGUNIAPADA	OLD ANGARAGAON	SACHINA-100KVA	3
429	BERHAMPUR	GNED	GANJAM	KHANDADEULI	PANIBANDHA	3
430	BERHAMPUR	GNED	GANJAM	KHANDADEULI	KUJIDHIPA	3
431	BERHAMPUR	GNED	GANJAM	KHANDADEULI	PATAPUR	3
432	BERHAMPUR	GNED	GANJAM	KHANDADEULI	LAUPUT	3
433	BERHAMPUR	GNED	GANJAM	KHANDADEULI	BAHALPUR	3
434	BERHAMPUR	GNED	GANJAM	KHANDADEULI	LUNGURI	3
435	BERHAMPUR	GNED	GANJAM	KHANDADEULI	B.SATRUSOLA	3
436	BERHAMPUR	GNED	GANJAM	KHANDADEULI	BIRULIGADA	3
437	BERHAMPUR	GNED	GANJAM	SANTOSHAPUR	KARTIKADHIA	3
438	BERHAMPUR	GNED	GANJAM	SANTOSHAPUR	RAULIBANDHA	3
439	BERHAMPUR	GNED	GANJAM	SANTOSHAPUR	SANAGOPALPUR	3
440	BERHAMPUR	GNED	GANJAM	SANTOSHAPUR	SANTOSHAPUR DAS STREET	3
441	BERHAMPUR	GNED	GANJAM	PALANGA	BAGALPUR	3
442	BERHAMPUR	GNED	GANJAM	KHANDADEULI MEDICAL	KHANDADEULI	3
443	BERHAMPUR	GNED	GANJAM	PALUR	PODAGADA ODRP	3
444	BERHAMPUR	GNED	GANJAM	PALUR	RAGHUNATHPUR ODRP	3
445	BERHAMPUR	GNED	GANJAM	PALUR	PALUR ODRP	3
446	BERHAMPUR	GNED	GANJAM	PALUR	SIDHANTANAGAR	3
447	BERHAMPUR	GNED	CHATRAPUR-1	LOWER BUSSTAND	RAM NAGAR 100KVA	3
448	BERHAMPUR	GNED	CHATRAPUR-1	LOWER BUSSTAND	RIKAPALLI 500KVA	3
449	BERHAMPUR	GNED	CHATRAPUR-1	UPPER BUSSTAND	STATION ROAD 100KVA	3
450	BERHAMPUR	GNED	CHATRAPUR-1	UPPER BUSSTAND	PARK STREET 250KVA	3
451	BERHAMPUR	GNED	CHATRAPUR-2	KARATALLI	LANDA BAUNSA 100KVA	3
452	BERHAMPUR	GNED	CHATRAPUR-2	KARATALLI	PATTAPUR 100KVA	3
453	BERHAMPUR	GNED	CHATRAPUR-2	BOULAGAON	BOULAGAON BIRIPUR DASA SAHI 100KVA	3
454	BERHAMPUR	GNED	CHATRAPUR-2	KARATALLI	BIPULINGI DASA SAHI 100KVA	3
455	BERHAMPUR	GNED	CHATRAPUR-2	CHATRAPUR RURAL	HUMBARA DASA SAHI 250KVA	3
456	BERHAMPUR	GNED	CHATRAPUR-2	KARATALLI	DANEI BERHAMPUR 100KVA	3
457	BERHAMPUR	GNED	CHATRAPUR-2	BADAMADHAPUR	GOBA 100KVA	3
458	BERHAMPUR	GNED	CHATRAPUR-2	BADAMADHAPUR	BADAMADHAPUR 250KVA	3
459	BERHAMPUR	GNED	CHATRAPUR-2	CHATRAPUR RURAL	RAJAPUR 100KVA	3
460	BERHAMPUR	GNED	CHATRAPUR-2	CHATRAPUR RURAL	BASANAPALLI 2X100KVA	3
461	BERHAMPUR	GNED	CHATRAPUR-2	CHATRAPUR RURAL	CHIKALAKHANDI 500KVA	3

Location Sl. No. 11

LOCATION FOR POLYCARBONATE BOX

SL NO	NAME OF CIRCLE	NAME OF DIVISION	NAME OF SECTION	11KV FEEDER NAME	DSS NAME	QTY (Nos.)
462	BERHAMPUR	GNED	CHATRAPUR-2	BADAMADHAPUR	MUNISI PENTHO 100KVA	3
463	BERHAMPUR	GNED	KHALIKOTE	KANHEIPUR	PALADHUAPALLI	3
464	BERHAMPUR	GNED	KHALIKOTE	KANHEIPUR	KHOJAPALLI KHTADI SAHI	3
465	BERHAMPUR	GNED	KHALIKOTE	KANHEIPUR	KHJAPALLI ANNAPALLI	3
466	BERHAMPUR	GNED	KHALIKOTE	KANHEIPUR	MALA KHOJAPALLI	3
467	BERHAMPUR	GNED	KHALIKOTE	KANHEIPUR	CHITRA GADIA	3
468	BERHAMPUR	GNED	KHALIKOTE	KANHEIPUR	GUDIA PADAR	3
469	BERHAMPUR	GNED	KHALIKOTE	KANHEIPUR	GUNDURIPALLI	3
470	BERHAMPUR	GNED	KHALIKOTE	KANHEIPUR	GUNDURIPALLI TANTI SAHI	3
471	BERHAMPUR	GNED	KHALIKOTE	KANHEIPUR	GUNDURIPALLI JANI SAHI	3
472	BERHAMPUR	GNED	KHALIKOTE	KANHEIPUR	MAREINUAGAON	3
473	BERHAMPUR	GNED	ESO RAMBHA	MILL	FIRE STATION 500KVA	3
474	BERHAMPUR	GNED	ESO RAMBHA	MILL	FIRE STATION 100KVA	3
475	BERHAMPUR	GNED	ESO RAMBHA	MILL	KANTABANIA 100KVA	3
476	BERHAMPUR	GNED	ESO RAMBHA	MILL	PATNA GOUDA SAHI100KVA	3
477	BERHAMPUR	GNED	ESO RAMBHA	MILL	DASHA SAHI 100KVA	3
478	BERHAMPUR	GNED	ESO RAMBHA	MILL	CHNADI PUR 100KVA	3
479	BERHAMPUR	GNED	ESO RAMBHA	MILL	DOBASI BANDHA 100KVA	3
480	BERHAMPUR	GNED	ESO RAMBHA	MILL	CHAMUNDA SAHI 250KVA	3
481	BERHAMPUR	GNED	ESO RAMBHA	MILL	BANGALA SAHI 250KVA	3
482	BERHAMPUR	GNED	ESO RAMBHA	JAHAMI	MADHURUCHUAN 250KVA	3
483	BERHAMPUR	GNED	ESO RAMBHA	JAHAMI	DINDEIN-1 100KVA	4
484	BERHAMPUR	GNED	ESO RAMBHA	JAHAMI	DINADEHI-2 100KVA	4
485	BERHAMPUR	GNED	ESO RAMBHA	JAHAMI	GOURANGAPATANA 100KVA	4
486	BERHAMPUR	GNED	ESO RAMBHA	JAHAMI	JAHAMI 100KVA	4
487	BERHAMPUR	GNED	ESO RAMBHA	JAHAMI	SANARAMACHNADRAPUR100KVA	4
488	BERHAMPUR	GNED	ESO RAMBHA	JAHAMI	H BURUDI-1 100KVA	4
489	BERHAMPUR	GNED	ESO RAMBHA	JAHAMI	H BURUDI-2 100KVA	4
490	BERHAMPUR	GNED	ESO RAMBHA	RAMBHA	SABALIA KHUNTIA BANDHA 250KVA	4
491	BERHAMPUR	GNED	ESO RAMBHA	RAMBHA	RAILWAY STATION ROAD 100KVA	4
492	BERHAMPUR	GNED	ESO RAMBHA	RAMBHA	SABALIA MAJI SAHI 100KVA	4
493	BERHAMPUR	GNED	ESO RAMBHA	RAMBHA	SABALIA MALI SAHI 100KVA	4
494	BERHAMPUR	GNED	ESO RAMBHA	RAMBHA	SAMALA 100KVA	4
495	BERHAMPUR	GNED	ESO RAMBHA	RAMBHA	KANAKA-1 100KVA	4
496	BERHAMPUR	GNED	ESO RAMBHA	RAMBHA	KANAKA-2 100KVA	4
497	BERHAMPUR	GNED	ESO RAMBHA	RAMBHA	DIMIRIA 100KVA	4
498	BERHAMPUR	GNED	ESO RAMBHA	RAMBHA	DIMIRIA 25KVA	4
499	BERHAMPUR	GNED	ESO RAMBHA	RAMBHA	PALADHUA PALLI 100KVA	4
500	BERHAMPUR	GNED	ESO RAMBHA	RAMBHA	H BAHADAPALLI 63KVA	4
501	BERHAMPUR	GNED	ESO RAMBHA	SANAGHATI	G GANDAPALLI 100KVA	4
502	BERHAMPUR	GNED	ESO RAMBHA	SANAGHATI	G GANDAPALLI 63KVA	4
503	BERHAMPUR	GNED	ESO RAMBHA	CHIKILIBANIA	BHAJARAJAPUR 100KVA	4
504	BERHAMPUR	GNED	ESO RAMBHA	HUMA RAMBHA	BELAPADA 250KVA	4
505	BERHAMPUR	GNED	ESO RAMBHA	HUMA RAMBHA	PALLUR JUNCTION 250KVA	4
506	BERHAMPUR	GNED	ESO RAMBHA	HUMA RAMBHA	SUBALAYA-1 100KVA	4
507	BERHAMPUR	GNED	ESO RAMBHA	HUMA RAMBHA	SUBALAYA-2 100KVA	4
508	BHANJANAGAR	BNED	ESO - I	BHANJANAGAR TOWN	315 BIJU PATNAIK SQUARE	10
509	BHANJANAGAR	BNED	BHEJIPUT	GAMUNDI	250 GAMUNDI VILLAGE 2	10
510	BHANJANAGAR	BNED	TILISINGI	GALLERY TOWN	100 GALLERY BADA SAHI	10
511	BHANJANAGAR	BNED	TILISINGI	GAYAGANDA	100 GAYAGANDA VILLAGE	10
512	BHANJANAGAR	BNED	BHEJIPUT	BHANJANAGAR COLLEGE	250 CHAKARA BISHOYI SQUARE	10
513	BHANJANAGAR	BNED	BHEJIPUT	BHANJANAGAR TOWN	315 JAGANNATH PAN SHOP 1	10
514	BHANJANAGAR	BNED	ESO - II	DURGAPRASAD	500 MUJAGADA PANCHAYAT	10
515	BHANJANAGAR	BNED	ESO-01	KULADA	250 KULADA BADA DANDA	10
516	BHANJANAGAR	BNED	K. B. PUR	KB PUR	100 KB PUR MAIN ROAD	10
517	BHANJANAGAR	BNED	KB PUR	KB PUR	100 SANASARADA VILLAGE	10
518	BHANJANAGAR	BNED	KANTEIPALLI	JILLUNDI	250 MALASPADAR CHHAKA	10
519	BHANJANAGAR	BNED	KANTEIPALLI	NETTENGA	100 KVA NETTENGA	10
520	BHANJANAGAR	BNED	J N PRASAD	JN PRASAD	250 JN PRASAD JHALI SAHI	10
521	BHANJANAGAR	BNED	KANTEIPALLI	LUNIJHALA	250 BARAGAM CHHAKA	10
522	BHANJANAGAR	BNED	BELAGUNTHA	BELLAGUNTHA TOWN	100 BELLAGUNTHA SUNDI SAHI	10
523	BHANJANAGAR	BNED	BELAGUNTHA	BELLAGUNTHA TOWN	500 PANTHA SAHI	10
524	BHANJANAGAR	BNED	SORADA	SORADA TOWN	500 SORADA TOWN	10
525	BHANJANAGAR	BNED	SORADA	SORADA TOWN	100 SAHU COLONY	10
526	BHANJANAGAR	BNED	SORADA	SORADA TOWN	100 SORADA TOWN	10
527	BHANJANAGAR	BNED	BADAGADA	BADAGADA TOWN	100 KALI MANDIR GATE 1	10
528	BHANJANAGAR	BNED	BADAGADA	GOUDAGOTHA	250 NUAGAM VILLAGE 2	10
529	BHANJANAGAR	BOED	BOUDH	BOUDH TOWN 2	SOUCHALALAYA	10
530	BHANJANAGAR	BOED	MANAMUNDA	DEULI	NEARGAUSIYAMASJID	10
531	BHANJANAGAR	BOED	PURUNAKATAK	PURUNA KATAK	PURNAKATAKMEDICAL2	10
532	BHANJANAGAR	BOED	BOUDH	BOUDH TOWN 1	BABUSAHI	10
533	BHANJANAGAR	BOED	MANAMUNDA	SULIA	PALSAGORA MAKARA PADIA	10
534	BHANJANAGAR	BOED	BOUDH	PODAPADA	BOUDHSUBSTATION	10
535	BHANJANAGAR	BOED	BOUDH	BOUDH TOWN 1	BUTUPALIWATERTANK.2	10
536	BHANJANAGAR	BOED	BOUDH	BADHIGAON	BODYGHAN2	10
537	BHANJANAGAR	BOED	BOUDH	BOUDH TOWN 2	KIRASIRA	10
538	BHANJANAGAR	BOED	BOUDH	BOUDH TOWN 1	BAPUJINAGAR1	10

Location Sl. No. 11

LOCATION FOR POLYCARBONATE BOX

SL NO	NAME OF CIRCLE	NAME OF DIVISION	NAME OF SECTION	11KV FEEDER NAME	DSS NAME	QTY (Nos.)
539	BHANJANAGAR	BOED	BOUDH	BOUDH TOWN 2	BUSSTAND	10
540	BHANJANAGAR	BOED	BOUDH	BOUDH TOWN 2	DANISAHI1	10
541	BHANJANAGAR	BOED	BOUDH	BOUDH TOWN 2	IRRIGATIONCOLONI	10
542	BHANJANAGAR	BOED	PURUNAKATAK	BIRANARASING PUR	BIRNARASINGPUR 2	10
543	BHANJANAGAR	PED	BALIGUDA	11KV HIGH SCHOOL	COLLEGE, NEAR BSNL OFFICE 100KVA	10
544	BHANJANAGAR	PED	BALIGUDA	11KV HIGH SCHOOL	PIPAL SAHI 63KVA	10
545	BHANJANAGAR	PED	BALIGUDA	11KV MAHASING	MAHASING 100KVA	10
546	BHANJANAGAR	PED	BALIGUDA	11KV CHURCH	MUNDASAHI 250KVA	10
547	BHANJANAGAR	PED	BALIGUDA	11KV BANDAGUDA	BANDAGUDA 250KVA	10
548	BHANJANAGAR	PED	BALIGUDA	11KV SARANGADA TOWN	SARANGADA TOWN 250KVA	10
549	BHANJANAGAR	PED	BALIGUDA	11KV K NUAGAON STATION FEEDER	STATION 250KVA	10
550	BHANJANAGAR	PED	BALIGUDA	11KV MAHASING	EKLAVYA SCHOOL 100KVA	10
551	BHANJANAGAR	PED	BALIGUDA	11KV HIGH SCHOOL	POLICE STATION 100KVA	10
552	BHANJANAGAR	PED	G UDAYAGIRI	11KV G UDAYAGIRI 1	TREASURY 100KVA	10
553	BHANJANAGAR	PED	G UDAYAGIRI	11KV G UDAYAGIRI 1	COLDBAR(PADASAHI) 100KVA	10
554	BHANJANAGAR	PED	G UDAYAGIRI	11KV G UDAYAGIRI 1	SIBA MANDIR 100KVA	10
555	BHANJANAGAR	PED	G UDAYAGIRI	11KV G UDAYAGIRI 1	VETENARY 100KVA	10
556	BHANJANAGAR	PED	G UDAYAGIRI	11KV G UDAYAGIRI 2	KANABAGERI 100KVA	10
557	BHANJANAGAR	PED	G UDAYAGIRI	11KV G UDAYAGIRI 2	HATAPADA 250KVA	10
558	BHANJANAGAR	PED	G UDAYAGIRI	11KV G UDAYAGIRI 1	BLOCK OFFICE 63KVA	10
559	BHANJANAGAR	PED	G UDAYAGIRI	11KV G UDAYAGIRI 1	ANWESA HOSTEL-1 25KVA	10
560	BHANJANAGAR	PED	G UDAYAGIRI	11KV GRESSINGIA	BREKA 63KVA	10
561	BHANJANAGAR	PED	G UDAYAGIRI	11KV GRESSINGIA	BADIMUNDA 100KVA	10
562	BHANJANAGAR	PED	G UDAYAGIRI	11KV GRESSINGIA	GASAGUDA 63KVA	10
563	BHANJANAGAR	PED	G UDAYAGIRI	11KV GRESSINGIA	RATINGIA 100KVA	10
564	BHANJANAGAR	PED	G UDAYAGIRI	11KV GRESSINGIA	BADIMUNDA KUPUDA SAHI 25KVA	10
565	BHANJANAGAR	PED	G UDAYAGIRI	11KV GRESSINGIA	ADASKUPA 63KVA	10
566	BHANJANAGAR	PED	G UDAYAGIRI	11KV GRESSINGIA	RATINGIA SCHOOL 25KVA	10
567	BHANJANAGAR	PED	G UDAYAGIRI	11KV GRESSINGIA	DHANGADAMAHA 25KVA	10
568	BHANJANAGAR	PED	G UDAYAGIRI	11KV GRESSINGIA	SARANGADHARAPUR 63KVA	10
569	BHANJANAGAR	PED	G UDAYAGIRI	11KV GRESSINGIA	RATINGIA COLONYSAHI 25KVA	10
570	BHANJANAGAR	PED	G UDAYAGIRI	11KV GRESSINGIA	RUDABIDINGIA 63KVA	10
571	BHANJANAGAR	PED	PHULBANI	11KV BAZAR	PRAKRUTI VIHAR 400KVA	10
572	BHANJANAGAR	PED	PHULBANI	11KV BAZAR	PEONPADA SIVA TEMPLE 100KVA	10
573	BHANJANAGAR	PED	PHULBANI	11KV MEDICAL	PHD MUNDIA 100KVA	10
574	BHANJANAGAR	PED	PHULBANI	11KV COLLEGE	NARAYANI PUMP CHAMBER 250KVA	10
575	BHANJANAGAR	PED	PHULBANI	11KV COLLEGE	POLICE BARRACK 250KVA	10
576	BHANJANAGAR	PED	PHULBANI	11KV COLLEGE	GAYATRI TEMPLE 100KVA	10
577	BHANJANAGAR	PED	PHIRINGIA	11KV RUJANGI	BOIDA HOSTEL BUILDING 63KVA	10
578	BHANJANAGAR	PED	PHIRINGIA	11KV RUJANGI	BOIDA SCHOOL 25KVA	10
579	BHANJANAGAR	PED	PHIRINGIA	11KV RUJANGI	PAKANAGAN 25KVA	10
580	BHANJANAGAR	PED	PHIRINGIA	11KV RUJANGI	KENDRIGUDA 63KVA	10
581	BHANJANAGAR	PED	PHIRINGIA	11KV RUJANGI	TITRAPANGA 63KVA	10
582	BHANJANAGAR	PED	KHAJURIPADA	11KV KHAJURIPADA TOWN	SORADEVI 63KVA	10
583	BHANJANAGAR	PED	KHAJURIPADA	11KV KHAJURIPADA TOWN	SIVA TEMPLE 25KVA	10
584	BHANJANAGAR	PED	KHAJURIPADA	11KV KHAJURIPADA TOWN	POLICE STATION 100KVA	10
585	BHANJANAGAR	PED	KHAJURIPADA	11KV KHAJURIPADA TOWN	DIMIRIKHOLA 63KVA	10
586	BHANJANAGAR	PED	BALIGUDA	11KV CHURCH	KARNETPUR 100KVA	10
587	BHANJANAGAR	PED	BALIGUDA	11KV CHURCH	DANDAPADAR 100KVA	10

Location Sl. No. 12

LOCATION OF 33kV COVERED CONDUCTOR

S.NO	NAME OF CIRCLE	NAME OF DIVISION	NAME OF 33KV FEEDER	LOCATION FROM-TO	CONSIDERED LENGTH (CKM)	PROPOSED COVER CONDUCTOR (SQ.MM)	PROPOSED TYPE POLE
1	JEYPORE	JED	KUNDRA	NEAR ANTA	0.4	100	11mtr WPB
2	JEYPORE	JED	KUNDRA	PGCIL FRONT TO 33KV KUNDRA DP CUTPOINT	0.5	100	11mtr WPB
3	ASKA	AED-I	NUAGAM	CHARIMILLI TO NUAGAM	0.2	148	13mtr WPB
4	ASKA	GSED	CHIKITI (DIGAPAHANDI)	RATNEI TO K.NUAGAM	0.3	148	13mtr WPB
5	BERHAMPUR	HED	HINJLI (PURUSATTOMPUR GSS)	KURESUNI ROAD KHARIDA CANAL	0.2	148	13mtr WPB
6	JEYPORE	NED	KODINGA	SINGHGUDA TO KHUTUBAI	0.3	148	11mtr WPB
7	BHANJANAGAR	PED	KALINGA FEEDER	BISIPADA CHOUK NEAR PHULBANI	0.3	148	11mtr WPB
8	RAYAGADA	PKED	UPALLADA	GURANDI VILLAGE IN TO GURANDI VILLAGE OUT	0.5	100	13mtr WPB
9	RAYAGADA	RED	KUMARDHAMUNI	IN FRONT OF MAA MARKAMA COLLEGE	0.0	100	11mtr WPB
10	RAYAGADA	RED	KUMARDHAMUNI	INDIRA COLONY	0.2	100	11mtr WPB
11	RAYAGADA	RED	KUMARDHAMUNI	PATABANDHA SQUARE	0.1	100	11mtr WPB
12	RAYAGADA	RED	KUMARDHAMUNI	DEGALBUDUNI SQUARE	0.1	100	11mtr WPB
13	JEYPORE	KED	LAXMIPUR	SUNABEDA GSS-AMLABADI PSS	0.5	148	13mtr WPB
14	CITY	BED-I	DURA OUTGOING	PSS TO CANAL	0.5	148	13mtr WPB
15	ASKA	AED-II	BUDHAMBA	HVAC LINE CROSSING 33KVA2201-955/298	0.2	148	13mtr WPB
16	BHANJANAGAR	BNED	BHANJANAGAR	SAI TEMPLE-LALSINGI PSS	0.3	148	11mtr WPB

Location Sl. No. 13

CONVERSION OF 11kV BARE TO COVERED CONDUCTOR

S.NO	NAME OF CIRCLE	NAME OF DIVISION	NAME OF 11KV FEEDER	CONSIDERED LENGTH (CKM)	TYPE POLE REQUIRED	LOCATION FROM-TO
1	CITY	BED-2	SRIRAM NAGAR	0.6	11mtr WPB	Aska road to Cold Storage DSS
2	CITY	BED-2	HOUSING BOARD	2.0	11mtr WPB	PSS-Prem Nagar, Kuthari Mandir Tapping
3	CITY	BED-2	GANDHI NAGAR-1	0.4	11mtr WPB	Jemadei Penta Tapping
4	CITY	BED-2	GANDHI NAGAR-1	0.2	11mtr WPB	Sankhari Tapping
5	CITY	BED-2	GANDHI NAGAR-1	0.1	11mtr WPB	Korivari Tapping
6	CITY	BED-2	GANDHI NAGAR-1	0.1	11mtr WPB	Joura Sahi Tapping
7	CITY	BED-2	HOUSING BOARD	0.3	11mtr WPB	Jagannath Vihar
8	CITY	BED-2	HOUSING BOARD	0.2	11mtr WPB	Saliabandha
9	CITY	BED-2	GANDHI NAGAR-1	0.3	11mtr WPB	Malsenapetta
10	CITY	BED-2	Old Berhampur	0.1	11mtr WPB	Jagabandhu Huda
11	Rayagada	PKED	BAGHASALA	0.5	9mtr PSC	UPPALADA PSS FRONT
12	RAYAGADA	RED	Autonagar TOWN-3	0.8	9mtr PSC	PANCHABATI NAGAR
13	RAYAGADA	RED	Autonagar TOWN-3	0.3	9mtr PSC	UGMIT COLLEGE ROAD
14	RAYAGADA	RED	Autonagar TOWN-3	0.2	9mtr PSC	COLLECTOR SQ TO RTO OFFICE
15	RAYAGADA	RED	Autonagar TOWN-3	0.2	9mtr PSC	COLLECTOR SQ TO SP OFFICE
16	RAYAGADA	RED	Autonagar TOWN-4	0.2	9mtr PSC	BSNL TOWER TO DFO 4TH LINE 100 KVA
17	RAYAGADA	RED	Autonagar TOWN-4	0.8	9mtr PSC	TEJASWI JN TO OMP
18	RAYAGADA	RED	Autonagar TOWN-4	0.3	9mtr PSC	COLLECTRATE RES TO GANDHI NAGAR FCC
19	RAYAGADA	RED	Autonagar TOWN-4	0.3	9mtr PSC	MAIN ROAD GANGA GARRAGE
20	RAYAGADA	RED	Autonagar TOWN-4	0.3	9mtr PSC	HONDA SHOWROOM TO PHD S/S
21	RAYAGADA	RED	Autonagar TOWN-4	0.5	9mtr PSC	GIRLS HIGH SCHOOL TO SUB COLLECTRATE
22	RAYAGADA	RED	Autonagar TOWN-4	0.5	9mtr PSC	AUTO STAND TO DFO 4TH LANE
23	RAYAGADA	RED	Autonagar TOWN-4	0.3	11mtr WPB	PWD JN. TO TRUPTI HOTEL
24	RAYAGADA	RED	Autonagar TOWN-4	0.4	11mtr WPB	PWD JN. TO BLOCK SQ
25	Aska	AED I	Shergada	0.2	9mtr PSC	River crossing- R D palli
26	Aska	AED I	Shergada	0.1	9mtr PSC	aryan public school- Kalasandapur chowk
27	Aska	AED I	Shergada	0.2	9mtr PSC	Karanji temple- Chowk
28	Aska	AED I	Shergada	0.2	9mtr PSC	Gausala-Karanji temple
29	Aska	AED I	Shergada	0.2	9mtr PSC	Belapada- Charamaria
30	Aska	AED I	Nimina	0.2	11mtr WPB	Khukundia- Singipur
31	Aska	GSED	TUMBA	1.0	9mtr PSC	DHADIAMBA TO KADALIGAON
32	Aska	GSED	DIGAPAHANDI TOWN	1.0	9mtr PSC	GHODAHADA CHAKA ,4 POLE To RAJAPUR BANDHA,MEDICAL ROAD
33	Aska	GSED	DIGAPAHANDI RURAL	0.3	9mtr PSC	RAJAPUR ROAD To KAMAPADIA
34	Aska	GSED	DIGAPAHANDI RURAL	0.2	9mtr PSC	ANGAPUR To KUSHAPADA
35	Aska	GSED	DIGAPAHANDI RURAL	0.3	9mtr PSC	GOKARNAPUR to MASANI
36	Aska	GSED	DIGAPAHANDI RURAL	0.3	9mtr PSC	BASUDEVPUR to MAIN ROAD
37	Aska	GSED	DIGAPAHANDI RURAL	0.2	9mtr PSC	KUSHAPADA BANDHA To TARATARINI TEMPLE
38	Aska	GSED	KHARIAGUDA	0.2	9mtr PSC	SINDIRPUR
39	Aska	GSED	NK PENTHA	2.0	9mtr PSC	PATRAPADA CANAL TO PATRAPADA & DHIMRIJHOLI VILLAGE
40	Aska	GSED	PUDAMARI	0.3	9mtr PSC	BAJRANGI RICE MILL TO PUDAMARI NO.1 DTR

Location Sl. No. 13

CONVERSION OF 11kV BARE TO COVERED CONDUCTOR

S.NO	NAME OF CIRCLE	NAME OF DIVISION	NAME OF 11KV FEEDER	CONSIDERED LENGTH (CKM)	TYPE POLE REQUIRED	LOCATION FROM-TO
41	Aska	AED-II	11kv- K. S. Nagar Town	0.2	9mtr PSC	Sri Chandra Sekhar High School-Road Crossing
42	Aska	AED-II	11kv- Buguda Town	0.3	9mtr PSC	Biranchinarayan Temple to 100+63kva DSS
43	CITY	BED-1	BAXIPALLI	0.4	11mtr WPB	BAXIPALII DSS TO ADTALAPALI
44	CITY	BED-1	RAGHUNATHPUR	0.6	11mtr WPB	BHABINARAYANPUR SHIV TEMPLE -TO RWSS
45	CITY	BED-1	INCOME TAX	0.4	11mtr WPB	LEGAL METROLOGY OFFICE TO PALLIGUMULA 250KVA S/S
46	CITY	BED-1	INCOME TAX	0.5	11mtr WPB	EXCISE OFFICE CUT POINT TO DIGAPAHANDI FLOWER MKT.
47	CITY	BED-1	Gajapati nager	0.9	11mtr WPB	Gajapati Nagar 7th Ln - basudev Nagar 1st ln
48	City	BED-3	GOLONTHARA	1.0	9mtr PSC	Haripur Village 100 kva TO Haripur Anganabadi center
49	City	BED-3	SOROLA	0.3	9mtr PSC	PSS TO RWSS JAGAPUR
50	City	BED-3	SUVANI	0.2	9mtr PSC	NEAR JAGAPUR PSS
51	City	BED-3	GOLONTHARA	0.1	9mtr PSC	PSS TO MAIN ROAD JAGAPUR
52	City	BED-3	SUVANI	0.3	9mtr PSC	SOROLA J.N 250KVA TO N.H ROAD SIDE
53	City	BED-3	SUVANI	0.3	9mtr PSC	GADANALA SAHI
54	CITY	BED-3	SOROLA	0.5	9mtr PSC	KATURU VILLAGE
55	CITY	BED-3	Gurunthi	1.0	9mtr PSC	GURUNTHI SQUARE TO S R PUR VILLAGE END
56	CITY	BED-2	TULASI NAGAR	0.3	11mtr WPB	NILADRI VIHAR RAY PROJECT-GAYATRI TEMPLE
57	City	BED-2	11KV UB Road	0.4	11mtr WPB	Gandhi Sqr to Bhubaneswari DSS
58	City	BED-2	11KV UB Road	0.6	11mtr WPB	Konark DSS to Suna Sujane DSS
59	City	BED-2	11KV Gandhinagar1	0.7	11mtr WPB	Premnagar Main Road to Fortune Shankar DSS
60	BERHAMPUR	GNED	LOWER BUSSTAND	3.0	9mtr PSC	PSS-FISH MARKET- RIKAPALLI
61	BERHAMPUR	GNED	UPPER BUSSTAND	3.0	9mtr PSC	PSS- UPPER BUSSTAND CHOWK UPPER BUSSTAND CHOWK- RLY STN UPPER BUSSTAND CHOWK - MARKET
62	BERHAMPUR	GNED	DRDA	1.2	9mtr PSC	PSS- DRDA SQUARE
63	BERHAMPUR	GNED	CHATRAPUR RURAL	0.3	9mtr PSC	KUMARBEIGPALLI - SAHEBJENAPALLI
64	BERHAMPUR	GNED	KHALLIKOTE TOWN (CRITICAL)	0.5	9mtr PSC	JAGANNATH TEMPLE TAPPING TO KHOLASAHI
65	BERHAMPUR	GNED	CHIKILI/BANIA	0.3	9mtr PSC	TALARAMPALLI TAPPING POINT TO TALARAMPALLI VILLAGE
66	BERHAMPUR	GNED	Rambha	0.2	9mtr PSC	Ppanchaya Sahi Sabaliya
67	BERHAMPUR	HED	Town	0.2	11mtr WPB	Gayatrinagar to tower
68	BERHAMPUR	HED	Pitala	0.2	9mtr PSC	BSNL tower to Cut Point
69	BERHAMPUR	HED	Dhabalpur	1.0	9mtr PSC	Near Takarada to Dhabalpur Under 33 KV and 220 KV Crossing
70	Berhampur	PSED	POLASARA TOWN	0.5	11mtr WPB	Ranipada- Fire station
71	Berhampur	PSED	Ranjhali	0.1	11mtr WPB	Annapurna rice mill to balidam
72	Berhampur	PSED	Ranjhali	0.1	11mtr WPB	Ranjhali 315Kva To Last Cut Point
73	Berhampur	PSED	Ranjhali	0.1	11mtr WPB	Keshpur chaka to nanda factory
74	Berhampur	PSED	Jamuni	0.1	11mtr WPB	Near PSS crosing

Location Sl. No. 13

CONVERSION OF 11kV BARE TO COVERED CONDUCTOR

S.NO	NAME OF CIRCLE	NAME OF DIVISION	NAME OF 11KV FEEDER	CONSIDERED LENGTH (CKM)	TYPE POLE REQUIRED	LOCATION FROM-TO
75	Berhampur	PSED	Ranjhali	0.1	11mtr WPB	Near PSS crosing
76	Berhampur	PSED	Solaghara	0.2	9mtr PSC	Near PSS crosing
77	Berhampur	PSED	SUNATHARA	0.2	9mtr PSC	PADMABATI ROAD 132 CROSING
78	Berhampur	PSED	Mathasarsingi	0.7	11mtr WPB	J chachina village
79	Berhampur	PSED	Old gudiali	0.2	11mtr WPB	Belapada school
80	Berhampur	PSED	11 KV KODALA	0.2	11mtr WPB	MALATITOTA STREET TOWER
81	Bhanjanagar	PED	SINDRIGAON	2.0	9mtr PSC	SARUKOI TO KUTIKIA
82	Bhanjanagar	BOED	Kusanga	0.7	9mtr PSC	Kutijhar RWSS-Mallik sahi
83	Bhanjanagar	BOED	Talagaon	0.2	9mtr PSC	Bahiagora area - 4 span
84	Bhanjanagar	BOED	Talagaon	0.2	9mtr PSC	Dhramanagar area-3 span
85	Bhanjanagar	BOED	Karadi	0.1	9mtr PSC	Ghrada area-2 span
86	Bhanjanagar	BOED	Karadi	0.1	9mtr PSC	Kelakata area-2 span
87	Bhanjanagar	BOED	Bnpur	0.3	9mtr PSC	Harekrishnapur-Bisnupur
88	BHANJANAGAR	PED	GRESINGIA	0.2	9mtr PSC	BAUDI
89	BHANJANAGAR	PED	G.Udayagiri TOWN-1	0.4	9mtr PSC	BUS STANT TO KALINGA MAHABIDYALAYA
90	BHANJANAGAR	PED	G.Udayagiri TOWN-2	0.1	9mtr PSC	OLD HATAPADA
91	Jeypore	MED	Korukonda	1.0	9mtr PSC	MV-48, MV-31, Korukonda Town
92	Jeypore	JED	JEYPORE-2	0.2	9mtr PSC	2nd Daily Market to New Street
93	Jeypore	JED	GANDHI CHHAK	0.4	9mtr PSC	MG ROAD SOUCHALAYA & DIET
94	Jeypore	JED	JEYPORE-2	0.3	9mtr PSC	Panchanan PHD Chawk to Panchanan Chawk
95	Jeypore	JED	GANDHI CHHAK	0.2	9mtr PSC	Jail To Diet
96	Jeypore	JED	DANGAGUDA	0.3	9mtr PSC	Neeltara Tapping To Lapra India
97	Jeypore	JED	JAYANAGAR	0.3	9mtr PSC	CHILIGUDA TAPPING
98	Jeypore	JED	JEYPORE-2	2.4	9mtr PSC	chandanbada to Pathan masani and Main road
99	Jeypore	JED	JEYPORE-1	0.5	9mtr PSC	NKT Road to Laxminagar
100	Jeypore	JED	BORIGUMMA TOWN	0.2	9mtr PSC	Borigumma pss to Cinemahal S/S
101	Jeypore	JED	KOTPAD TOWN	0.6	9mtr PSC	BASUGUDA DSS-MISSION COMPOUND PHD DSS
102	Jeypore	JED	KOTPAD TOWN	0.3	9mtr PSC	GHUMAR ROAD- CINEMA HALL DSS
103	Jeypore	JED	KOTPAD TOWN	0.2	9mtr PSC	BELMA SAHI DSS-TIKIRA STREET DSS
104	Jeypore	JED	KOTPAD TOWN	1.3	11mtr WPB	POLICE STATION -HATAPADA SQR.(Covered Conductor) (0.8 Ckm) DULPUR SAHI SQR.-GANDHI SQR. (Covered Conductor) (0.6 Ckm)
105	Jeypore	NED	11 KV TOWN -1	0.2	11mtr WPB	HIRLI
106	Jeypore	NED	11 KV TOWN -1	0.5	11mtr WPB	ICHHABATIGUDA
107	Jeypore	NED	11 KV TOWN -1	0.6	11mtr WPB	BUS STAND
108	Jeypore	NED	11 KV TOWN -2	0.2	11mtr WPB	NUABANDHA SAHI
109	Jeypore	NED	11 KV TOWN -2	0.3	11mtr WPB	CHRISTIAN HOSPITAL BACK SIDE

Location Sl. No. 13

CONVERSION OF 11kV BARE TO COVERED CONDUCTOR

S.NO	NAME OF CIRCLE	NAME OF DIVISION	NAME OF 11KV FEEDER	CONSIDERED LENGTH (CKM)	TYPE POLE REQUIRED	LOCATION FROM-TO
110	Jeypore	NED	11 KV TOWN -2	2.4	11mtr WPB	MAIN ROAD UP TO BHANDAR GRAHANI TEMPLE
111	Jeypore	JED	KORAPUT	0.2	9mtr PSC	SUKHIGUDA LINE AB SWITCH TO TAPPING POINT OF PHED WATER PIRIFYING POINT
112	Jeypore	JED	JEYPORE-1	0.2	9mtr PSC	BEHERA SAHI TAPPING VTO BEHERA SAHI 63KVA DP
113	Jeypore	JED	JEYPORE-2	0.4	9mtr PSC	OLD FIRE STATION TO SURYA MAHAL
114	Jeypore	JED	GANDHI CHIHAK	0.3	9mtr PSC	DEHPASAHI CHIHAK TO PHD POINT
115	JEYPORE	NED	UMERKOTE TOWN	0.1	11mtr WPB	NEW BUS STAND TO PARK
116	JEYPORE	NED	DNK	0.5	11mtr WPB	DONGIRIGUDA NEAR MOUNTAIN

Location Sl. No. 14

LOCATION FOR 33/11kV UG CABLE (LINE INTERFERENCE)

SL No.	CIRCLE	DIVISION	VOLTAGE LEVEL	33kV FEEDER NAME	No. of Location
1	Aska	AED-II	33kV	Paikajamuna	1
2	Aska	GSED	33kV	Patrapur	1
3	Aska	GSED	33kV	Chikti	1
SL No.	**CIRCLE**	**DIVISION**	**VOLTAGE LEVEL**	**11kV FEEDER NAME**	**No. of Location**
1	Aska	Aska-AED-II	11kV	Pangidi	1
2	Aska	Aska-AED-II	11kV	Motabadi	1
3	Aska	Aska-AED-II	11kV	Barida_ambapua	1
4	Aska	ASKA-AED-I	11kV	BHETANAI	1
5	Aska	ASKA-AED-I	11kV	Nimina	1
6	Berhampur	HED	11kV	Patapur	1
7	Berhampur	HED	11kV	Bandhaguda	1
8	Berhampur	HED	11kV	Karadakana	1
9	Aska	AED-I	11kV	Nuagaon	1

Location Sl. No. 15

LOCATION FOR 33kV ISOLATOR

SL. NO.	NAME OF CIRCLE	NAME OF DIVISION	33 KV FEEDER NAME	LOCATION OF PROPOSED ISOLATORS	NO. OF ISOLATOR (SET)
1	ASKA	AED-II	KS NAGAR	NEAR ASKA COLLAGE	1
2	RAYAGADA	PKED	JEERANGA	NEAR RASHIBADI-01 NO.	1
3	RAYAGADA	PKED	RAMAGIRI	NEAR R UDAYGIRI PSS RAMAGIRI 4 POLE	1
4	BHANJANAGAR	PED	PHULBANI GSS- BOUDH	PAINTISAHI	1
5	BHANJANAGAR	PED	PHULBANI GSS- BALIGUDA	K.NUAGAON	1
6	BHANJANAGAR	BOED	PHULBANI	PHULBANI TOWN	1
7	BHANJANAGAR	BNED	SORADA	NUAGAON	1
8	BHANJANAGAR	BOED	PURUNAKTAK	BADABANDH	1
9	BHANJANAGAR	BOED	MANAMUNDA	BACKSIDE OF RTO OFFICE	1
10	BHANJANAGAR	PED	PHULBANI GSS- PHIRANGIA	KASAKATI	1
11	BHANJANAGAR	PED	K.NUAGAON	DASIGUDA	1
12	BHANJANAGAR	PED	RAIKIA	ADARSH VIDYALAYA	1
13	RAYAGADA	RED	HATADAHIKHAL	KHUNTABADI	1
14	RAYAGADA	RED	DANGASORADA	GANGERPADA	1
15	RAYAGADA	RED	CHANDRAPUR	PANDRAKHAL,DEKADORA,MAKHANGUDI	3
16	RAYAGADA	RED	BISSAMCUTTACK	MUNDABANDA	1
17	RAYAGADA	RED	KUMARDHAMINI	COVID AREA CENTRE	1
18	RAYAGADA	RED	PIPILIGUDA	PANITANKI GHATI	1
19	RAYAGADA	RED	AMLABHATA	MUNISING RICE MILL	1
20	RAYAGADA	RED	RANIGUDA	UGMIT COLLEGE	1
21	RAYAGADA	RED	JHIMIDIPETA	PREM NAGAR VILLAGE	1
22	RAYAGADA	RED	RAYGADA-1	JASMIN HOTEL	1
23	RAYAGADA	RED	RAYGADA-2	JASMIN HOTEL	1
24	RAYAGADA	RED	SIKARPAI	BELAKANA VILLAGE, RAILWAY TRACK	2
25	RAYAGADA	RED	TIKRI	KHALKANA	1
26	BERHAMPUR	GNED	O/G KHANDADEULI	TALUABADI	1
27	BERHAMPUR	GNED	O/G TITIPA	AT GOPALPUR AND TRICHANA	2
28	BERHAMPUR	GNED	O/G SAKIRI	CHIKILIBANIA ROAD CROSS	1
29	BERHAMPUR	GNED	KHALLIKOTE	ODIASAHI	1
30	BERHAMPUR	GNED	KESHPUR	PENDRAPALLI	1
31	BERHAMPUR	GNED	O/G TATA	NEAR BHANJABIHAR LINE TAPPING POINT	1
32	BERHAMPUR	GNED	BAULAGAON	KAMAPALLI	1
33	BERHAMPUR	HED	K KARADAKANA	LAXMINARAYANPUR	1
34	BERHAMPUR	HED	HINJILIKATU	AT GANDALA TAPPING	1
35	BERHAMPUR	PSED	O/G SUMANDALA	BANIABADI	1
36	BERHAMPUR	PSED	BADAMADHAVPUR	NEAR SOLAGHARA	1
37	BERHAMPUR	PSED	CHIRIKIPADA	AT SUNARI BUGUDA	1
38	ASKA	GSED	PUDAMARI	NEAR RIVER CROSSING	1
39	ASKA	GSED	DEKHALI	BAGADA	1
40	ASKA	GSED	BHISHMAGIRI	JALAMERAPALLI	1
41	ASKA	AED-I	ASKA	NEAR OLD GSS ASKA	1
42	ASKA	AED-I	SORADA	NEAR OLD GSS ASKA	1
43	ASKA	AED-I	JANIBILI	NEAR OLD GSS ASKA	1
44	ASKA	GSED	SHIDHESWAR	ONE DP AT PITAMBAPUR CHOWK	1
45	ASKA	AED-I	NUAGAON OLD	NEAR ASKA GRID FRONT ; NAER KENDUPADAR LINE	2
46	ASKA	AED-I	NUAGAON NEW	NEAR MEGA NURSERY	1
47	ASKA	AED II	HATIOTA	NEAR DELIGHT LAYER	2

Location Sl. No. 15

LOCATION FOR 33kV ISOLATOR

SL. NO.	NAME OF CIRCLE	NAME OF DIVISION	33 KV FEEDER NAME	LOCATION OF PROPOSED ISOLATORS	NO. OF ISOLATOR (SET)
48	ASKA	AED II	HATIOTA	NEAR CHARMILEGSS, NEAR BAJRAKOTE	2
49	CITY	BED-III	CHIKITI(JAGAPUR)	BEHIND GOVT. APTS, LATHI ROAD, TULU 4 POLE-3 NOS.	5
50	CITY	BED-III	KANISI	BENDALIA ROAD, NEAR POND, GOODSHED TAP-OFF	3
51	CITY	BED-I	MKCG	LANJIPALLI 4 POLE- 4NOS.	4
52	CITY	BED-III	CHIKITI(JAGAPUR)	GOLANTHARA 4 POLE- 2 NOS.	2

Location Sl. No. 16

LOCATION FOR 33KV AB SWITCH

SL. NO.	NAME OF CIRCLE	NAME OF DIVISION	33 KV FEEDER NAME	LOCATION OF PROPOSED AB SWITCH	NO. OF LINE AB SWITCH REQUIRED (SET)
1	RAYAGADA	PKED	UPPALADA	KATHALAKAIDA	1
2	RAYAGADA	PKED	GARABANDHA	NEAR GOSANI MISSION SHAKTI	1
3	RAYAGADA	PKED	RAYAGADA	NEAR ROUTAPUR MSPUR	1
4	RAYAGADA	PKED	JEERANGA	NEAR RASHIBADI-01 NOS, NEAR RAIKA SAHI-01NOS	2
5	RAYAGADA	PKED	CHELIGADA	NEAR KASHDA	1
6	RAYAGADA	PKED	UDAYAGIRI	NEAR LENGE VILLAGE	1
7	RAYAGADA	PKED	NUAGADA	NEAR SINJABA VILLAGE	1
8	RAYAGADA	PKED	BRAHMINGAON O/G	NEAR GUNDIMA VILLAGE	1
9	RAYAGADA	PKED	PANIGANDA LINE	NEAR JHILIKI VILLAGE	1
10	RAYAGADA	GED	GUDARI	BADA HUMA CHHAK	1
11	RAYAGADA	GED	GUDARI	BAINAGUDA	1
12	BHANJANAGAR	PED	SANKAHARAKHOL	ADABADI	1
13	BHANJANAGAR	BOED	CHAKAPAD	BHRUTANGA	1
14	BHANJANAGAR	BOED	ASURBANDH	DULLADA	1
15	BHANJANAGAR	BOED	GHANTAPADA	SRIMAL	1
16	BHANJANAGAR	BOED	BAUNSUNI	KHAIRAMAL	1
17	BHANJANAGAR	BOED	BAUNSUNI	MASINAPADA	1
18	BHANJANAGAR	PED	K.NUAGAON	DHARAMPUR	1
19	BHANJANAGAR	PED	SANKHARAKHOL- TIKABALI	BUJULIMENDI	1
20	BHANJANAGAR	PED	KHAJURIPADA	SAMARDEGA BILABADI GHATI ROAD	2
21	BHANJANAGAR	BOED	BAGHIAPADA	MENDHA	1
22	BHANJANAGAR	BOED	CHHATRANGA	KHARBHUIN	1
23	BHANJANAGAR	PED	G UDAIGIRI GSS - TIKABALI	BUJULIMENDI	1
24	BHANJANAGAR	PED	RAIKIA- KNUAGAON	DHARAMPUR	1
25	BHANJANAGAR	PED	BALIGUDA- TUMDIBANDH	JALASPATA	1
26	BHANJANAGAR	PED	TUMDIBANDH	JALASPATA	1
27	BHANJANAGAR	BOED	BOUDH	MARJYADIPUR	1
28	BHANJANAGAR	PED	PHULBANI-SANKHARAKHOL	ADABADI	1
29	BHANJANAGAR	PED	TIKABALI- CHAKAPAD	BHRUTANGA	1
30	BHANJANAGAR	BNED	SORADA	DUBULUNDA	1
31	ASKA	AED I	ASKA	NEAR BARAGAON, NEAR MUKUNDAPUR, NEAR MARATHI BASA, NEAR KALIMUKHI	4
32	ASKA	AED I	SORADA	NEAR ALIPUR ROAD 6 POLE, NEAR GDPALLI RIVER CROSSING	2
33	BHANJANAGAR	BOED	KANTAMAL	JALAPALLI	1
34	BHANJANAGAR	BNED	DAHA	RAJAKUNDUKULLI	1
35	BHANJANAGAR	BNED	BD PUR	MENTAPUR	1
36	JEYPORE	MED	CHITRAKONDA FDR	TUNNEL CAMP, MANTHRIPUT	2
37	JEYPORE	MED	KIANG MEGALIFT FDR	KIANG, NUAGADA, SALIMI	3
38	JEYPORE	MED	BADAPADA FDR	LAMASING	1
39	JEYPORE	JED	MEGALIFT JEERAGUDA FDR	JIRAGUDA,BAGDERI	2
40	JEYPORE	JED	ADARSH VIDYALAYA KEBIDI PSS	PUJARIPUT	1

Location Sl. No. 17

LOCATION FOR 11kV ISOLATOR

SL. NO.	NAME OF CIRCLE	NAME OF DIVISION	11 kV FEEDER NAME	LOCATION OF PROPOSED ISOLATORS	NO. OF ISOLATOR (SET)
1	CITY	BED-II	Gandhinagar No-2	Gandhinagar 10th Lane	1
2	CITY	BED-II	Ombihar	Near Ombihar	1
3	CITY	BED-II	Gandhi Nagar-1	Diamond Tank Road	1
4	CITY	BED-II	Housing Board	Dasarathi Apartment	1
5	CITY	BED-II	Ganesh Nagar	Panchanan Nagar 4-Pole	1
6	CITY	BED I	Courtpeta	RC das lane	1
7	CITY	BED I	GOPALPUR TOWN	ROHINI SQUARE	1
8	CITY	BED I	GOPALPUR TOWN	PROMOD RADISON	1
9	CITY	BED I	BOXIPALLI	PRESIDENCY SCHOOL	1
10	CITY	BED I	BOXIPALLI	NEW BOXIPALLI	1

Location Sl. No. 18

LOCATION FOR 11KV AB SWITCH

SL. NO.	NAME OF CIRCLE	NAME OF DIVISION	NAME OF SUB-DIVISION	NAME OF SECTION	11 KV FEEDER NAME	LOCATION OF PROPOSED AB SWITCH	NO. OF LINE AB SWITCH REQUIRED (SET)
1	ASKA	AED-I	ASKA	ASKA	ASKA	ALIPUR, BARAGAON, KALIMUKI	3
2	ASKA	AED-I	ASKA	DHARAKOTE	JANIBILLI	DHARAKOTE	1
3	ASKA	AED-I	ASKA	DHARAKOTE	SORDA	RUSHIKALYA RIVER CROSSING	1
4	ASKA	AED-I	ASKA	NUAGAM -1	NUAGAM	KENDUPDAR SS TAPPING	1
5	ASKA	GSED	CHIKITI	NUAPADA	NUAPADA	PATIGOVINDAPUR TAPPING	1
6	ASKA	GSED	CHIKITI	NUAPADA	KHARIAGUDA	BUDIANCHALA TAPPING	1
7	ASKA	GSED	DIGAPHANDI	PODAMARI	KAITHAKHANDI	BORIPADAR MAIN ROAD	1
8	ASKA	GSED	DIGAPHANDI	PODAMARI	KAITHAKHANDI	TALASING TAPPING POINT	1
9	ASKA	GSED	CHIKITI	SURANGI	MANDARDA	HUKUMA TAPPING	1
10	ASKA	GSED	CHIKITI	SURANGI	MANDARDA	CHARIABADA TAPPING	1
11	ASKA	GSED	CHIKITI	SURANGI	RAJAPUR	RAJAPUR	1
12	ASKA	GSED	DIGAPHANDI	PODAMARI	PATTIGUDA	JAGTIPADIA	1
13	ASKA	GSED	DIGAPHANDI	PODAMARI	NK PENTHA	BARITALA	1
14	ASKA	GSED	DIGAPHANDI	PODAMARI	NK PENTHA	NUAGAN	1
15	ASKA	GSED	DIGAPHANDI	PODAMARI	KAITHAKHANDI	GHODAHADA DAM LINE	1
16	ASKA	GSED	DIGAPHANDI	PODAMARI	KAITHAKHANDI	CHAKATENTULI	1
17	ASKA	GSED	DIGAPAHANDI	BOMKAI	KHARIAGUDA	DHEPAPENTHA	1
18	ASKA	GSED	CHIKITI	PATRAPUR	JAYANTIPUR	CHINTAMANI TEMPLE	1
19	ASKA	GSED	CHIKITI	PATRAPUR	KAINPUR	ADAPATHARA	1
20	ASKA	GSED	CHIKITI	PATRAPUR	JARADA	THALIBADA	1
21	ASKA	GSED	DIGAPAHANDI	BOMKAI	JAKARA	CHAITANYAPRASAD	1
22	ASKA	GSED	DIGAPAHANDI	BOMKAI	KHARIAGUDA	BALARAMPUR TAPPING	1
23	ASKA	GSED	DIGAPAHANDI	BOMKAI	KHARIAGUDA	BIDYADHARPUR TAPPING	1
24	ASKA	GSED	DIGAPAHANDI	BOMKAI	NUAPADA	GADAGOBINDAPUR	1
25	ASKA	AED-II	K.S. NAGAR	K. S. NAGAR	11KV- BARIDA_BOLOSARA	BALIASARA	1
26	ASKA	AED-II	K.S. NAGAR	K. S. NAGAR	11KV- GUDIALLI	NEAR PETROL PUMP K.S. NAGAR	1
27	ASKA	AED-II	BUGUDA	BALIPADAR	11KV- PANGIDI	ANTARAPADA	1
28	ASKA	AED-II	BUGUDA	BALIPADAR	11KV- PANGIDI	MANIBANDHA CUTPOINT	1
29	ASKA	AED-II	BUGUDA	BALIPADAR	11KV- MANDAR	MAHULAPALLI	1
30	ASKA	AED-II	BUGUDA	BALIPADAR	11KV- PANGIDI	KHOLOKHALI	1
31	ASKA	AED-II	BUGUDA	BALIPADAR	11KV- A. KARDABADI	KARDABADI MEDICAL	1
32	ASKA	AED-II	BUGUDA	BALIPADAR	11KV- A. KARDABADI	DENGAPADAR CHAKA	1
33	ASKA	AED-II	BUGUDA	BALIPADAR	11KV- A. KARDABADI	SS PUR SASAN CUTPOINT	1
34	ASKA	AED-II	BUGUDA	BALIPADAR	11KV- A. KARDABADI	A KARDABADI ASHRAMA CHHAKA	1
35	CITY	BED-I	GOPALPUR	GOPALPUR	HARIPUR	HARIPUR JN	1
36	CITY	BED-I	INDUSTRIAL	BIJIPUR	OMFED FEEDER	NEAR MEDICAL GROUND	1
37	CITY	BED-I	INDUSTRIAL	BIJIPUR	BAGULISTREET FEEDER	VISHAK CHACCK	1
38	CITY	BED-I	INDUSTRIAL	BIJIPUR	TOWN HALL	SBI , MASANI	1
39	CITY	BED-I	MEDICAL	AMBAPUA	KHODA SINGI	NEAR LINGARAJ LOW COLLEGE AND IN FRONT OF GOVT ITI	1
40	CITY	BED-I	MEDICAL	AMBAPUA	KALI MANDIR	IN FRONT OF KALI MANDIR	1
41	CITY	BED-I	MEDICAL	AMBAPUA	NILANCHALA NAGER	NEAR ALKAPURI 500 KVA SS	1
42	CITY	BED-I	MEDICAL	MEDICAL	BANK COLONY	BANK COLONY 1ST LINE	1
43	CITY	BED-I	MEDICAL	MEDICAL	KAMAPALLY	ASHOK NAGAR BRANCH AND MAIN ROAD	1
44	CITY	BED-I	MEDICAL	MEDICAL	SIDHARTH NAGAR	GOUTAM NAGAR MAIN ROAD	1
45	CITY	BED-I	GOPALPUR	GOPALPUR	GOPALPUR TOWN	ROHINI SQUARE	1
46	CITY	BED-I	GOPALPUR	GOPALPUR	GOPALPUR TOWN	PROMOD RADISON	1
47	CITY	BED-I	GOPALPUR	GOPALPUR	BOXIPALLI	PRESIDENCY SCHOOL	1
48	CITY	BED-I	GOPALPUR	GOPALPUR	BOXIPALLI	NEW BOXIPALLI	1
49	CITY	BED-I	GOPALPUR	GOPALPUR	BOXIPALLI	DIGIPUR	1
50	CITY	BED-I	INDUSTRIAL	LANJIPALLI	HILLPATANA	NEAR RAILWAY CROSSING	1
51	CITY	BED-I	INDUSTRIAL	LANJIPALLI	PASCHIMESWARA	LAMINARAYAN NAGRA TAPPING	1
52	CITY	BED-I	INDUSTRIAL	LANJIPALLI	LANJIPALLI	DURGA TEMPLE	1
53	CITY	BED-I	GOPALPUR	HEADQUARTER	INCOME TAX	NEAR RAJA RANI APARTMENT	1
54	CITY	BED-I	GOPALPUR	HEADQUARTER	INCOME TAX	BADAGUMULA CHANDI MANDIR	1
55	CITY	BED-II	SD-1	GATE BAZAR	BRAJ NAGAR	BANK COLONY 1ST LINE	1
56	CITY	BED-III	SSD-4	KUKUDAKHANDI	BOULAJHOLI	NEW BOULAJHOLI & OLD BOULAJHOLI	1
57	CITY	BED-III	SSD-4	KUKUDAKHANDI	ANKUSHPUR	KRUPASINDHUPUR & NEAR RATNAPUR	1
58	CITY	BED-III	SSD-4	KUKUDAKHANDI	KUKUDAKHANDI	NEAR BLOCK OFFICE KUKUDAKHANDI	1
59	CITY	BED-III	KANISI	JAGAPUR	SOROLA	PATI SONPUR	1
60	CITY	BED-III	KANISI	JAGAPUR	SOROLA	SOROLA SUKAPINDI	1
61	CITY	BED-III	KANISI	JAGAPUR	SOROLA	JHATIPADAR	1
62	CITY	BED-III	KANISI	JAGAPUR	SOROLA	GOBINDAPUR	1
63	CITY	BED-III	KANISI	JAGAPUR	SOROLA	ELIGAPADIA	1
64	CITY	BED-III	SSD-4	LUCHAPADA	LOCHAPADA	G.JAGANATH PUR SQURE	1
65	CITY	BED-III	SSD-4	LUCHAPADA	NIMAKHANDI	BASANTA BIHA	1
66	CITY	BED-III	SSD-4	LUCHAPADA	GURUNTHI	MARTHAPALI SQURE	1
67	CITY	BED-III	SSD-4	LUCHAPADA	BORIGAON	BORIGAON SQURE	1
68	CITY	BED-III	SSD-4	LATHI	LATHI	NEAR MADANMOHANPUR & OAV SCHOOL	1
69	CITY	BED-III	SSD-4	LATHI	SUKUNDA	CHANCHADAPALI & ANANTAI	1

Location Sl. No. 18

LOCATION FOR 11KV AB SWITCH

SL. NO.	NAME OF CIRCLE	NAME OF DIVISION	NAME OF SUB-DIVISION	NAME OF SECTION	11 KV FEEDER NAME	LOCATION OF PROPOSED AB SWITCH	NO. OF LINE AB SWITCH REQUIRED (SET)
70	CITY	BED-III	SSD-4	LATHI	LANJIA	AMBAGADA ACHARYA VIHAR & CHADEIMARA	1
71	CITY	BED-III	SSD-4	LATHI	DENGAPADAR	BALIPADA MEDICAL	1
72	CITY	BED-II	SSD-I	OLD BERHAMPUR	OLD BERHAMPUR	ANANDA MARG	1
73	CITY	BED-II	SSD-I	OLD BERHAMPUR	OLD BERHAMPUR	KALI MANDIR	1
74	CITY	BED-II	SSD-I	OLD BERHAMPUR	GANDHI NAGAR-1	UTAKAL CHHAKA	1
75	BERHAMPUR	GNED	CHATRAPUR	CHATRAPUR-2	KARATALI	NUAPALLI CHOWK TOWARDS BRAMHIAPALLI	1
76	BERHAMPUR	GNED	CHATRAPUR	CHATRAPUR-2	KARATALI	LANDABAUNSA TOWARDS GOLAPALLI	1
77	BERHAMPUR	GNED	CHATRAPUR	CHATRAPUR-2	KARATALI	SIKHARAPALLI PUMP HOUSE	1
78	BERHAMPUR	GNED	CHATRAPUR	CHATRAPUR-2	CHATRAPUR RURAL	KUMARBEIGPALLI	1
79	BERHAMPUR	GNED	CHATRAPUR	CHATRAPUR-2	CHATRAPUR RURAL	HUMBARA MAIN RD	1
80	BERHAMPUR	GNED	CHATRAPUR	CHATRAPUR-2	CHATRAPUR RURAL	KARAPADA HIGH SCHOOL BACK SIDE	1
81	BERHAMPUR	GNED	CHATRAPUR	CHATRAPUR-2	BOULAGAON	SINGIPUR TOWARDS MAHANADAPUR	1
82	BERHAMPUR	GNED	CHATRAPUR	CHATRAPUR-2	BOULAGAON	SINGIPUR TOWARDS KHURIGAON	1
83	BERHAMPUR	GNED	CHATRAPUR	CHATRAPUR-2	BOULAGAON	RUKMANIGAON TOWARDS NANDAPANDAPALLI	1
84	BERHAMPUR	GNED	CHATRAPUR	CHATRAPUR-2	BADAMADHAPUR	BADAMADHAPUR SAPUA SAHU	1
85	BERHAMPUR	GNED	CHATRAPUR	CHATRAPUR-2	BADAMADHAPUR	GANGAPUR NEAR MEDICAL TURNING	1
86	BERHAMPUR	GNED	CHATRAPUR	CHATRAPUR-2	BADAMADHAPUR	NEAR PNB BANK	1
87	BERHAMPUR	GNED	CHATRAPUR	CHATRAPUR-2	CHATRAPUR RURAL	CHIKALAKHANDI NEW STREET	1
88	BERHAMPUR	GNED	CHATRAPUR	CHATRAPUR-2	CHATRAPUR RURAL	PURUNAPATANA	1
89	BERHAMPUR	GNED	KHALLIKOTE	KHALLIKOTE	KODOLA	RCM COLLAGE BACK SIDE	1
90	BERHAMPUR	GNED	KHALLIKOTE	KHALLIKOTE	KODOLA	IN BETWEEN BHARASA	1
91	BERHAMPUR	GNED	KHALLIKOTE	KHALLIKOTE	KODOLA	AT MATHURA ,TOWARSD SOLOBANDHA TAPPING LINE.	1
92	BERHAMPUR	GNED	KHALLIKOTE	KHALLIKOTE	KODOLA	IN BETWEEN PUSTAPUR	1
93	BERHAMPUR	GNED	KHALLIKOTE	KHALLIKOTE	KANHEIPUR	BHIKAPADA TO BIRIPUR (MASANI)	1
94	BERHAMPUR	GNED	KHALLIKOTE	KHALLIKOTE	KANHEIPUR	KHOJAPALLI TO MALA KHOJAPALLI	1
95	BERHAMPUR	GNED	KHALLIKOTE	KHALLIKOTE	POLICE STATION	JAGANNATH VIHAR	1
96	BERHAMPUR	GNED	KHALLIKOTE	KHALLIKOTE	SHYAMSUNDARPUR	KENDUPATA	1
97	BERHAMPUR	GNED	KHALLIKOTE	KHALLIKOTE	SHYAMSUNDARPUR	KUSADHIPA	1
98	BERHAMPUR	GNED	KHALLIKOTE	KHALLIKOTE	SHYAMSUNDARPUR	BHAKUTIDIHA	1
99	BERHAMPUR	GNED	KHALLIKOTE	KHALLIKOTE	SHYAMSUNDARPUR	RAMACHANDRAPUR	1
100	BERHAMPUR	GNED	KHALLIKOTE	KHALLIKOTE	SHYAMSUNDARPUR	BARAPADAR	1
101	BERHAMPUR	GNED	KHALLIKOTE	KHALLIKOTE	CHIKILIBANIA	JHARAPALLI MAIN LINE NEAR CUT POINT	1
102	BERHAMPUR	GNED	KHALLIKOTE	KHALLIKOTE	CHIKILIBANIA	FASIPADA WATER TANK	1
103	BERHAMPUR	GNED	KHALLIKOTE	KHALLIKOTE	CHIKILIBANIA	DANAPUR MAIN LINE VILLAGE BACK SIDE	1
104	BERHAMPUR	GNED	KHALLIKOTE	KHALLIKOTE	CHIKILIBANIA	CHIKILI NEAR GUDIBANDHA	1
105	BERHAMPUR	GNED	KHALLIKOTE	KHALLIKOTE	CHIKILIBANIA	MEDICAL TAPPING POINT TOWARDS KALINJIPALLI	1
106	BERHAMPUR	GNED	KHALLIKOTE	KHALLIKOTE	CHIKILIBANIA	TALAPADA NEAR TAPPING POINT	1
107	BERHAMPUR	GNED	KHALLIKOTE	KHALLIKOTE	CHIKILIBANIA	GUDIJHARA TAPPING POINT	1
108	BERHAMPUR	GNED	KHALLIKOTE	KHALLIKOTE	KHALLIKOTE TOWN	NEAR MAUSI MAA TEMPLE	1
109	BERHAMPUR	GNED	KHALLIKOTE	KHALLIKOTE	CHIKILIBANIA	NEAR KUTUMB HOTE	1
110	BERHAMPUR	HED	HINJLICUT	KANCHURU	DARUBHADRA	DURBANDHA SCHOOL, SAPUAPALLI	2
111	BERHAMPUR	HED	HINJLICUT	PITALA	PITALA	B NUAPALLI	1
112	BERHAMPUR	HED	HINJLICUT	PITALA	PITALA	KANJIAMA	1
113	BERHAMPUR	HED	SHERAGADA	KONKARADA	KURULA	NEAR MAA DAKHINA KALI TEMPLE	1
114	BERHAMPUR	HED	SHERAGADA	KONKARADA	PUNANDA	NEAR NANDINI RIVER CROSSING	1
115	BERHAMPUR	HED	SHERAGADA	PATTAPUR	KARADAKANA	GUDIAPATNA	1
116	BERHAMPUR	HED	SHERAGADA	PATTAPUR	KHALINGI	JUGUDI	1
117	BERHAMPUR	HED	SHERAGADA	SHERAGDA	MANIKAPUR	SUKULIAPALLI	1
118	BERHAMPUR	HED	SHERAGADA	SHERAGDA	SHERAGDA TOWN	NEAR BUS STAND	1
119	BERHAMPUR	PSED	PURUSHOTTAMPUR	PURUSHOTTAMPUR	BHUTASARSING	LADAKAPALI	1
120	BERHAMPUR	PSED	POLASARA	POLASARA	KALAMBA	NEAR TEMPLE	1
121	BERHAMPUR	PSED	POLASARA	POLASARA	POLASARA TOWN	FOR LINK LINE	1
122	BERHAMPUR	PSED	PURUSOTTAMPUR	TARATARANI	SOLAGHARA	ANGU SQUARE AND NEAR PANCHAYAT OFFICE	2
123	BERHAMPUR	PSED	POLASARA	CHIRIKIPADA	CHIRIKIPADA	BELEIJHURI TAPPING	1
124	BERHAMPUR	PSED	KODALA	BEGUNIAPADA	BEGUNIAPADA	MEDICAL , KHANDIANAI	2
125	BHANJANAGAR	PED	PHULBANI	PHULBANI	PHULBANISAHI	PHULBANI SAHI JUNCTION	1
126	BHANJANAGAR	PED	PHULBANI	PHULBANI	COLLEGE	AGRICULTURE COLONY	1
127	BHANJANAGAR	PED	PHULBANI	PHULBANI	TOWN NO -3	NEAR NISWAS COLLEGE	1
128	BHANJANAGAR	PED	PHULBANI	PHULBANI	PHULBANISAHI	NEAR TEACHERS COLONY	1
129	BHANJANAGAR	PED	PHULBANI	KHAJURIPADA	ARAPAJU	PENABALI	1
130	BHANJANAGAR	PED	PHULBANI	KHAJURIPADA	DUTIPADA	BILABADI	1
131	BHANJANAGAR	PED	BALIGUDA	DARINGBADI	DARSINGIBADI	BANDHABANGA	1
132	BHANJANAGAR	PED	BALIGUDA	DARINGBADI	DARSINGIBADI	KUTIMAHA	1
133	BHANJANAGAR	PED	G.UDAYAGIRI	G.UDAYAGIRI	GRESSINGIA	R.PADIKIA	1

Location Sl. No. 18

LOCATION FOR 11KV AB SWITCH

SL. NO.	NAME OF CIRCLE	NAME OF DIVISION	NAME OF SUB-DIVISION	NAME OF SECTION	11 KV FEEDER NAME	LOCATION OF PROPOSED AB SWITCH	NO. OF LINE AB SWITCH REQUIRED (SET)
134	BHANJANAGAR	PED	G.UDAYAGIRI	G.UDAYAGIRI	GRESSINGIA	BADIMUNDA	1
135	BHANJANAGAR	BNED	BHANJANAGAR-I	BHEJIPUT	BHANJANAGAR TOWN	SHISHU MANDIR	1
136	BHANJANAGAR	BNED	BHANJANAGAR-I	ESO-I	BHANJANAGAR TOWN	POLICE STATION BACK SIDE	1
137	BHANJANAGAR	BNED	SORADA	SORODA	GAJALABADI	PIPALPANKA CRUSHER	1
138	BHANJANAGAR	BNED	SORADA	SORODA	ASURABANDHA	ASURABANDHA	1
139	BHANJANAGAR	BNED	SORADA	SORODA	SORODA TOWN	BORADI	1
140	BHANJANAGAR	BNED	SORADA	SORODA	SORODA TOWN	KALI MANDIRA	1
141	BHANJANAGAR	BNED	BELLAGUNTHA	BELAGUNTHA	NUAGAON	DHAUPALLI	1
142	BHANJANAGAR	BNED	BELLAGUNTHA	BELAGUNTHA	MANGALAPUR	MANGALAPUR	1
143	BHANJANAGAR	BOED	BOUDH	PURUNAKATAK	TILESWAR	RAMAGADA NURSURY	1
144	BHANJANAGAR	BOED	MANAMUNDA	BAUNSUNI	BAUNSUNI	DIMIRIPALI VILLAGE	1
145	BHANJANAGAR	BOED	MANAMUNDA	BAUNSUNI	JANAPANK	BALIDHOLI & MARJADPUR	1
146	BHANJANAGAR	BOED	MANAMUNDA	BAUNSUNI	JANAPANK	CHARDA	1
147	BHANJANAGAR	BOED	MANAMUNDA	BAUNSUNI	BAHIRA	BADIKATA	1
148	BHANJANAGAR	BOED	MANAMUNDA	BAUNSUNI	BAHIRA	KANTHA	1
149	BHANJANAGAR	BOED	MANAMUNDA	BAUNSUNI	BAHIRA	BAHIRA GARTIA SAHI	1
150	BHANJANAGAR	BOED	MANAMUNDA	BAUNSUNI	TELIBANDHA	BARAPUDUG	1
151	BHANJANAGAR	BOED	MANAMUNDA	BAUNSUNI	TELIBANDHA	BADKHALIGAON	1
152	BHANJANAGAR	BOED	MANAMUNDA	MANAMUNDA	GOBJORE	PATHARKHANDI	1
153	BHANJANAGAR	BOED	MANAMUNDA	MANAMUNDA	GOBJORE	GOBJORE	1
154	BHANJANAGAR	BOED	MANAMUNDA	MANAMUNDA	GOBJORE	PATHARLA	1
155	BHANJANAGAR	BOED	MANAMUNDA	MANAMUNDA	DAMAMUNDA	KAPASIRA	1
156	BHANJANAGAR	BOED	MANAMUNDA	MANAMUNDA	BILASPUR	GOPALPUR	1
157	BHANJANAGAR	BOED	BOUDH	PURUNAKATAK	DHALPUR	PANISARA	1
158	BHANJANAGAR	BOED	BOUDH	PURUNAKATAK	DHALPUR	KARA SANKULEI	1
159	BHANJANAGAR	BOED	BOUDH	PURUNAKATAK	DHALPUR	SAKUSINGHA	1
160	BHANJANAGAR	BOED	BOUDH	PURUNAKATAK	DHALPUR	SAMRKATA	1
161	BHANJANAGAR	BOED	BOUDH	PURUNAKATAK	DHALPUR	PALSAKUTUNI	1
162	BHANJANAGAR	BOED	BOUDH	PURUNAKATAK	HARBHANGA	BAGHA SAHI	1
163	BHANJANAGAR	BOED	BOUDH	PURUNAKATAK	HARBHANGA	KUSASINGHA BRIDGE	1
164	BHANJANAGAR	BOED	BOUDH	PURUNAKATAK	HARBHANGA	HARBHANGA BARA SAHI	1
165	BHANJANAGAR	BOED	BOUDH	BOUDH	KARADI	KELAKATA TAPPING	1
166	BHANJANAGAR	BOED	BOUDH	PURUNAKATAK	PURUNAKATAK	KALAKHANDI TAPPING	1
167	BHANJANAGAR	BOED	MANAMUNDA	MANAMUNDA	KANTAMAL	CWC OFFICE	1
168	BHANJANAGAR	PED	BALLIGUDA	BALLIGUDA	CHURCH	GAYATRI MANDIR	1
169	BHANJANAGAR	PED	PHULBANI	PHIRINGIA	RUJANGI	PITABARI	1
170	BHANJANAGAR	PED	PHULBANI	PHULBANI	MEDICAL	BSNL OFFICE	1
171	BHANJANAGAR	PED	PHULBANI	PHULBANI	MEDICAL	DAKAPALA	1
172	BHANJANAGAR	PED	PHULBANI	PHULBANI	MEDICAL	PWD COLONY	1
173	BHANJANAGAR	PED	PHULBANI	PHULBANI	MEDICAL	COURT CHHAKA	1
174	BHANJANAGAR	PED	PHULBANI	PHULBANI	BAZAR	LAXMI MARKET	1
175	JEYPORE	JED	BORIGUMMA	KOTPAD	KOTPAD TOWN	KUNJAGUDA	1
176	JEYPORE	JED	BORIGUMMA	KOTPAD	KOTPAD TOWN	KOTPAD COLLEGE	1
177	JEYPORE	JED	BORIGUMMA	KOTPAD	KOTPAD TOWN	MACHKATA	1
178	JEYPORE	MED	BALIMELA	BALIMELA	KORUKONDA	MV-31, MV-48 AND MV-32	2
179	JEYPORE	MED	BALIMELA	BALIMELA	MV-35	MV-103	1
180	JEYPORE	MED	BALIMELA	BALIMELA	OLD KORUKONDA	BIRAKESHWARPUR AND MV-37	2
181	JEYPORE	MED	BALIMELA	BALIMELA	BALIMELA TOWN	RANI ROAD, NEAR STADIUM	2
182	JEYPORE	MED	BALIMELA	BALIMELA	KAMWADA	MV-28 NEAR CANEL, MV-30 AND MV-50	2
183	JEYPORE	MED	BALIMELA	BALIMELA	MARIWADA	MV-26, RO COLONY	2
184	JEYPORE	MED	BALIMELA	BALIMELA	SADASHIVPUR	KONDEL, KHILLAGUDA	2
185	JEYPORE	MED	BALIMELA	BALIMELA	MICRO	MV-109, MV-104	2
186	JEYPORE	MED	BALIMELA	BALIMELA	AYAPPA	MANTRIPUT, BANDIGUDA	2
187	JEYPORE	MED	BALIMELA	BALIMELA	MUNDIGUDA	PODAGHAT, GADIPUT	3
188	JEYPORE	MED	MALKANGIRI	BALIMELA	SOMNATHPUR	PANIGHATA	2
189	JEYPORE	KED	KORAPUT	BALIMELA	KORAPUT NO-3	NEAR AUROVALLEYY, MASIPUT LINE	2
190	JEYPORE	KED	KORAPUT	BALIMELA	KORAPUT NO-2	NEAR MEGHARAJ TAPPING TOWRDS PHD	1
191	JEYPORE	JED	JESD-2	ESO-JYP-NO-1	JYP TOWN	VD COLLEGE, SOURAGUDA BRANCH	2
192	JEYPORE	JED	JESD-2	ESO-JYP-NO-2	LINGARAJ NAGAR	EKTAGUDA	1
193	JEYPORE	JED	JESD-1	JYP 3	KALAGUDA	BANGALI CAMP , KALAGUDA CANAL AND PALIGUDA TAPPING	2
194	JEYPORE	JED	JESD-1	JYP 3	KORAPUT	SATIGUDA CHAKK	1
195	JEYPORE	JED	JESD-1	JYP 3	DANGAGUDA	DHANWI TAPPING AND OIL MILL TAPPING	2
196	JEYPORE	JED	JESD-1	ESO-JYP-NO-2	PHAMPUNI	PHAMPUNI MEDIACL, BRAMHANADEI	2
197	JEYPORE	JED	JESD-1	ESO-JYP-NO-2	KHADAPA	SALAPA	1
198	JEYPORE	JED	JESD-1	ESO-JYP-NO-2	LAMATAPUT	DABUGUDA	1
199	JEYPORE	JED	JESD-1	ESO-JYP-NO-2	JAYANAGAR	PANJIAGUDA	1
200	JEYPORE	JED	JESD-1	BOIPARIGUDA	DANDABADI	UIMARIGUDA	1
201	JEYPORE	JED	JESD-1	BOIPARIGUDA	TANGINIGUDA	CHIPAKUR	1
202	JEYPORE	JED	JESD-1	BOIPARIGUDA	TANGINIGUDA	MANTRIAMBA	1
203	JEYPORE	JED	JESD-1	BOIPARIGUDA	RAMAGIRI(BOIPARIGUDA)	BARINGPADAR	1
204	JEYPORE	JED	JESD-1	BOIPARIGUDA	RAMAGIRI(BOIPARIGUDA)	MUSAPADAR	1
205	JEYPORE	NED	UMERKOTE	UMERKOTE	UMERKOTE TOWN	NEAR UMERKOTE PSS	1
206	JEYPORE	NED	UMERKOTE	UMERKOTE	DNK	NEAR JOHN DEAR SHOW ROOM	1

Location Sl. No. 18

LOCATION FOR 11KV AB SWITCH

SL. NO.	NAME OF CIRCLE	NAME OF DIVISION	NAME OF SUB-DIVISION	NAME OF SECTION	11 KV FEEDER NAME	LOCATION OF PROPOSED AB SWITCH	NO. OF LINE AB SWITCH REQUIRED (SET)
207	JEYPORE	JED	BORIGUMMA	BORIGUMMA	BORIGUMMA TOWN	BANGLAGUDA, PURUNABORIGUMA MILL	2
208	RAYAGADA	GED	GUNUPUR	GUNUPUR RURAL	JAGANNATHPUR	BARADI	1
209	RAYAGADA	GED	GUNUPUR	GUNUPUR RURAL	JAGANNATHPUR	RAIGUDA	1
210	RAYAGADA	GED	GUNUPUR	GUNUPUR - TOWN	COURT	NEAR WOMAN COLLEGE	1
211	RAYAGADA	GED	GUNUPUR	GUNUPUR - TOWN	REGADA	NEAR LI POINT	1
212	RAYAGADA	GED	GUMUDA	RAMANAGUDA	LALBI	KHILAPADAR	1
213	RAYAGADA	GED	GUNUPUR	GUNUPUR - TOWN	REGADA	NEAR MI OFFICE	1
214	RAYAGADA	GED	GUNUPUR	GUNUPUR - TOWN	REGADA	NEAR GHASI STREET	1
215	RAYAGADA	GED	GUNUPUR	GUNUPUR - TOWN	REGADA	NEAR JAGANNATH NAGAR	1
216	RAYAGADA	GED	GUNUPUR	GUNUPUR - TOWN	REGADA	NEAR KOTALAGUDA PHD POINT	1
217	RAYAGADA	PKED	PARALAKHEMUNDI	URBAN	TOWN1	BB STREET	1
218	RAYAGADA	PKED	PARALAKHEMUNDI	URBAN	TOWN4	IRDALLA STREET	1
219	RAYAGADA	PKED	UPPALADA	ESO GARABANDHA	DEULA	LINGIPUR CENTER	1
220	RAYAGADA	PKED	UPPALADA	ESO GARABANDHA	GANDAHATI	CHINTAPALI	1
221	RAYAGADA	PKED	UPPALADA	UPPALADA	UPPALADA	SAILADA C.P AND ARIBA C.P	2
222	RAYAGADA	PKED	UPPALADA	UPPALADA	UPPALADA	BAPUJIPENTHA TEMPLE, BADAGAON END	2
223	RAYAGADA	PKED	UPPALADA	UPPALADA	UPPALADA	ANATHAASHRAM	1
224	RAYAGADA	PKED	PARALAKHEMUNDI	RURAL	TOWN 4	DIVISION OFFICE	1
225	RAYAGADA	RED	RAYAGADA	RAYAGADA-2	KEREDA	MASANIPADA	1
226	RAYAGADA	RED	RAYAGADA	RAYAGADA-2	TOWN-3	SAIRAM FAST FOOD	1
227	RAYAGADA	RED	RAYAGADA	RAYAGADA-2	TOWN-4	BHASKAR RAO	1
228	RAYAGADA	RED	RAYAGADA	RAYAGADA-2	TOWN-4	RANIGUDA FCC	1
229	RAYAGADA	RED	RAYAGADA	RAYAGADA-2	TOWN-4	DFO 5TH LANE	1
230	RAYAGADA	RED	RAYAGADA	RAYAGADA-2	RANIGUDA	V K FUNCTION HALL	1
231	RAYAGADA	RED	RAYAGADA	RAYAGADA-2	RANIGUDA	HATHIPATHARA ROAD	1
232	RAYAGADA	RED	RAYAGADA	RAYAGADA-2	RANIGUDA	ANTARIGUDA JN	1
233	RAYAGADA	RED	BISSAMCUTTACK	BISSAMCUTTACK	DAKULIGUDA-2	BUDAHADA SANDHI	1
234	RAYAGADA	RED	BISSAMCUTTACK	BISSAMCUTTACK	DAKULUGUDA-I	MANDAKATA	1
235	RAYAGADA	RED	BISSAMCUTTACK	BISSAMCUTTACK	DAKULUGUDA-I	MUNDA	1
236	RAYAGADA	RED	BISSAMCUTTACK	BISSAMCUTTACK	DAKULUGUDA-I	THUAPADI	1
237	RAYAGADA	RED	BISSAMCUTTACK	BISSAMCUTTACK	DAKULUGUDA-I	PATAPADAR	1
238	RAYAGADA	RED	BISSAMCUTTACK	BISSAMCUTTACK	DAKULUGUDA-I	AJANGPADAR	1
239	RAYAGADA	RED	BISSAMCUTTACK	BISSAMCUTTACK	K.DHAMUNI	RAMBU TAPPING	1
240	RAYAGADA	RED	RAYAGADA	RAYAGADA-I	TOWN-1	NEAR SASTRI NAGAR FCC	1
241	RAYAGADA	RED	RAYAGADA	RAYAGADA-I	TOWN-1	NEAR HANUMAN TEMPLE	1
242	RAYAGADA	RED	RAYAGADA	RAYAGADA-I	TOWN-1	AT ROHIT COLONY 9TH LANE	1
243	RAYAGADA	RED	RAYAGADA	RAYAGADA-I	TOWN-2	ANJIPETA BRANCH LINE	1
244	RAYAGADA	RED	RAYAGADA	RAYAGADA-I	TOWN-2	R.K NAGAR BRANCH LINE	1
245	RAYAGADA	PKED	UPPALADA	RAIGADA	MANDAL SAHI	DAMBALA , PANDA SAHI	2
246	RAYAGADA	PKED	UPPALADA	RAIGADA	JEERANG	GHATI UPAR (RAGHUNATH PUR), PHC JEERANG	2
247	RAYAGADA	PKED	UPPALADA	RAIGADA	JEERANG	GANGABADA GP OFFICE, OYA (ENGARSING)	2

Location Sl. No. 19

LOCATION OF 33kV AUTO RECLOSURE/SECTIONALIZER

SL. NO.	NAME OF CIRCLE	NAME OF DIVISION	NAME OF SUB-DIVISION	NAME OF SECTION	33KV FEEDER NAME	VOLTAGE LEVEL	AUTO RECLOSURE (in Nos.)	LOCATION OF PROPOSED AUTO RECLOSURE/SECTIONALISER	RURAL/URBAN	SACTIONALIZER (in Nos.)
1	ASKA	AED-II	BUGUDA	BALIPADAR	33kV BUGUDA	33kV	1	NEAR BALIPADAR PSS (A)	URBAN	2

Location Sl. No. 20

LOCATION OF 11kV AUTORECLOSURE/SECTIONALIZER

SL. NO.	CIRCLE	DIVISION	SUB-DIVISION	SECTION	11kV FEEDER NAME	VOLTAGE LEVEL	AUTO RECLOSURE (in Nos.)	LOCATION OF AUTO RECLOSURE	LOCATION OF SACTIONALIZER	RURAL/URBAN	SACTIONALIZER (in Nos.)
1	CITY	BED-I	GOPALPUR	HEADQUARTER	RAGHUNATHPUR	11kV	1	NEAR GANJAM DHABA	AT GANJAM DHABA	RURAL	2
2	BHANJANAGAR	BNED	BHANJANAGAR-I	ESO-I	BHANJANAGAR TOWN	11kV	1	NEAR PARIBA MARKET	PARIBA MARKET	RURAL	2
3	JEYPORE	JED	JESD-1	ESO-JYP-NO-3	NO.2	11kV	1	NEAR PANCHANAN TEMPLE	PANCHANAN TEMPLE	URBAN	2

Location Sl. No. 21

LOCATION OF 33KV FPI

SL. NO.	NAME OF CIRCLE	NAME OF DIVISION	33KV FEEDER NAME	LOCATION OF FPI (AS PER GIS)	TYPE	QTY REQUIRED (in Sets)
1	Aska	AED-II	BUGUDA	Dhanija LIne ABS	Communicable	1
2	Aska	AED-II	BUDHAMBA	Near Baghua River	Communicable	1
3	Aska	AED-II	Paikajamuna	Near Baghua River	Communicable	1
4	Rayagada	GED	O/G KAILASHPUR T-OFF MINAJHOLA	Minajhola	Communicable	1
5	Rayagada	GED	GUDARI	Badahuma	Communicable	1
6	Rayagada	GED	O/G DAMBASARA T-OFF UKKUMBA 1 HTC	Sanayashipur	Communicable	1
7	Rayagada	GED	GUMUDA	Muchikipadar	Communicable	1
8	Rayagada	PKED	PARALAKHEMUNDI RURAL	Septic Tank Office, Near Ramnagar	Communicable	2
9	Rayagada	PKED	UPPALADA	Chandankhala	Communicable	1
10	Rayagada	PKED	RAYAGADA	Mspur,Buguda	Communicable	2
11	Rayagada	PKED	GARABANDHA	Lingipur,Sariapalli	Communicable	2
12	Rayagada	RED	RAYGADA-2	Jasmin Hotel	Communicable	1
13	Rayagada	RED	hata dahikhal	Jamaraguda,Bhursikhamar	Communicable	2
14	Rayagada	RED	dangosorada	Itigida,Telegapadar,	Communicable	2
15	Rayagada	RED	SIKARPAI	Belakana Village,Railway Track	Communicable	2
16	Rayagada	RED	TIKRI	Khalkana	Communicable	1
17	Bhanjanagar	PED	K.nuagaon	Bagadi, Raikia Chhak	Non-Communicable	2
18	Berhampur	HED	HINJILIKATU	Gangadahani, Gandala Tapping, Ambagaon Tapping	Non-Communicable	3
19	Berhampur	HED	S AMBAGAON GANDALA	Nimigaon	Non-Communicable	1
20	Berhampur	HED	PALASHPUR SHERAGADA	Ramuni Chaka	Non-Communicable	1
21	Berhampur	HED	SHERAGADA	Burupada, Subulipalli	Non-Communicable	2
22	Berhampur	HED	K KARADAKANA	Badagada	Non-Communicable	1
23	Berhampur	PSED	KHALLIKOTE BEGUNIAPADA	Nirmaljhara, Bharasa	Non-Communicable	2
24	Berhampur	PSED	O/G SUMANDALA	Baniabadi, Tirida	Non-Communicable	2
25	Berhampur	PSED	O/G KODALA	Sama, Dighapada	Non-Communicable	2
26	Berhampur	GNED	O/G TATA	Tata 4 Pole	Non-Communicable	2
27	Berhampur	GNED	O/G KHANDADEULI	Nala Road, Chhota Basa	Non-Communicable	2
28	Berhampur	GNED	O/G SAKIRI	Chikilibania, Goharia Pata	Non-Communicable	2
29	Berhampur	GNED	KHALLIKOTE	Pendrapalli, Odia Sahi	Non-Communicable	2
30	Berhampur	GNED	CHATRAPUR GANJAM	Agasti Nuagaon	Non-Communicable	1
31	Aska	AED-I	ASKA	Behind Mahatma Gandhi Iti, Near Dhobapalli Road	Communicable	2
32	Aska	AED-I	SORADA	Behind Mahatma Gandhi Iti, Near Dhobapalli Road, Near Baragaon Brick Factory, Near Alipur	Communicable	4
33	Aska	AED-I	OLD Nuagaon	Near Kainphulia , Kendupadar Line	Communicable	1
34	Aska	AED-I	Hatiota	Bajrakote -1 Nos	Communicable	1
35	City	BED-I	MES	Near Gopalpur Road	Communicable	1
36	City	BED-I	MKCG	Lanjipalli 4 Pole Cable Portion Near Dps, Ankuli Tap-Off	Communicable	2
37	City	BED-I	Ambapua	O/G To Medical- Near Police Colony Double Circuit Pole	Communicable	1
38	City	BED-I	Bidhyutpuri	Bidyutpuri Pss Incomer	Communicable	1
39	City	BED-I	Mantridi	Near Proposed Rmu For Segregation Of Chikiti Feeder	Communicable	1
40	City	BED-III	Auto-nagar	For Fault Confirmation On Consumers	Communicable	1
41	City	BED-III	IOCL	Iocl Feeder, Nr. New Connection , 4 Pole Nr Pond	Communicable	3
42	City	BED-III	IISER	Iiser 4 Pole After Ohl	Communicable	1
43	City	BED-III	CRUT tap-off	Crut Tap-Off	Communicable	1
44	City	BED-III	Kanisi	Kanisi Pss Incomer	Communicable	2

Location Sl. No. 22

LOCATION OF 11KV FPI

SL. NO.	NAME OF CIRCLE	NAME OF DIVISION	11kV FEEDER NAME	LOCATION OF FPI	TYPE	QTY REQUIRED (in Sets)
1	Rayagada	PKED	Mahendragada	Near Central school Line AB Switch	Non-Communicable	1
2	Rayagada	PKED	Mahendragada	Jeeranga line AB Switch	Non-Communicable	1
3	Rayagada	PKED	Mahendragada	Raipur Line AB Switch	Non-Communicable	1
4	Rayagada	PKED	Mahendragada	Odia Jeeranga	Non-Communicable	1
5	Rayagada	PKED	HADUBHANGI	VISTALA LINE	Non-Communicable	1
6	Rayagada	PKED	Town-1	Near PSS	Non-Communicable	1
7	Rayagada	PKED	Town-2	Near Petrol Pump	Communicable	1
8	Rayagada	PKED	Town-3	Style Bazar	Non-Communicable	1
9	Rayagada	PKED	BAGHASALA	KUMBHARAMA	Non-Communicable	1
10	Rayagada	PKED	TOWN4	IRADALLA STREET	Non-Communicable	1
11	Rayagada	PKED	TOWN1	BB STREET	Communicable	1
12	Rayagada	PKED	TOWN3	NEAR SUBAS STATUE	Non-Communicable	1
13	Rayagada	PKED	UPPALADA	BHUSKUDI LINE AB	Communicable	1
14	Rayagada	PKED	UPPALADA	MSPUR CUTPOINT	Non-Communicable	1
15	Rayagada	PKED	UPPALADA	BADAGAON LINE AB	Non-Communicable	1
16	Rayagada	PKED	BAGHASALA	PATIKOTA CUTPOINT	Non-Communicable	1
17	Rayagada	PKED	BAGHASALA	SARDHAPUR LINE AB	Non-Communicable	1
18	Rayagada	PKED	JITM	PUDUNI CUTPOINT	Non-Communicable	1
19	Rayagada	PKED	TOWN 4	TOWARDS GANDHI NAGAR	Non-Communicable	1
20	Rayagada	PKED	TOWN 4	TOWARDS TREASURY	Communicable	1
21	Rayagada	PKED	TOWN 4	NEAR DIVISION OFFICE	Non-Communicable	1
22	Rayagada	PKED	PHD	NEAR RTO OFFICE	Non-Communicable	1
23	Rayagada	PKED	PHD	NEAR COURT	Non-Communicable	1
24	Rayagada	PKED	PHD	NEAR MI OFFICE TAPPING	Non-Communicable	1
25	Rayagada	PKED	PHD	TOWARDS DIC OFFICE	Non-Communicable	1
26	Rayagada	PKED	KERANDI	FOREST GATE	Non-Communicable	1
27	Rayagada	PKED	KERANDI	TOWRDS OLD KERANDI	Non-Communicable	1
28	Rayagada	PKED	KERANDI	TOWRDSDALIMBAPUR	Non-Communicable	1
29	Rayagada	PKED	KERANDI	NEAR BSITAPUR	Non-Communicable	1
30	Rayagada	PKED	JITM	NEAR UTKAL BALASHRAM	Non-Communicable	1
31	Rayagada	PKED	JITM	TOWRDS JAJPUR	Non-Communicable	1
32	Rayagada	PKED	TITISING	ANJO	Non-Communicable	1
33	Rayagada	PKED	TITISING	TITISING	Non-Communicable	1
34	Rayagada	PKED	NUAGADA	ORCTC BUS STAND	Non-Communicable	1
35	Rayagada	PKED	BHAMHARPUR	DHABA BRIDGE	Non-Communicable	1
36	Rayagada	PKED	KEREDANGA	GOBINDPUR JUNCTION	Non-Communicable	1
37	Rayagada	PKED	KEREDANGA	BAILAPADAR TAPING	Non-Communicable	1
38	Rayagada	PKED	KEREDANGA	PALAPUR	Non-Communicable	1
39	Rayagada	PKED	KEREDANGA	TEAMENDA	Non-Communicable	1
40	Rayagada	PKED	LUHANGHAR	KIJANGA NEAR NUAGADA MASANI	Non-Communicable	1
41	Rayagada	PKED	LUHANGHAR	MURI NEAR SIDHESWAR TEMPLE	Communicable	1
42	Rayagada	PKED	LUHANGHAR	REBIDI NEAR SOURA SAHI NUAGADA	Non-Communicable	1
43	Rayagada	PKED	LUHANGHAR	SOURI NEAR LUHANGHAR	Non-Communicable	1
44	Rayagada	PKED	LUHANGHAR	LUHASING NEAR KUMJUNG	Communicable	1
45	Rayagada	GED	Puttasingh	sagada	Non-Communicable	1
46	Rayagada	GED	Puttasingh	angra	Non-Communicable	1
47	Rayagada	GED	Puttasingh	regising	Non-Communicable	1
48	Rayagada	GED	Puttasingh	tolona	Non-Communicable	1
49	Rayagada	GED	Puttasingh	targisingh	Non-Communicable	1
50	Rayagada	GED	Gumuda	Limapadar	Non-Communicable	1
51	Rayagada	GED	Gumuda	New serema	Non-Communicable	1
52	Rayagada	GED	Suludi	Gogupadu	Non-Communicable	1
53	Rayagada	GED	Palupai	Konda tamangi	Non-Communicable	1
54	Rayagada	GED	Naira	Derigramguda	Non-Communicable	1
55	Rayagada	GED	Naira	Koyethapadar	Non-Communicable	1
56	Rayagada	GED	Subdrapur	Ukaamba guda	Non-Communicable	1
57	Rayagada	GED	Subdrapur	irbn camp	Non-Communicable	1
58	Rayagada	GED	Subdrapur	Bharaley	Non-Communicable	1
59	Rayagada	GED	Bankili	Padampur	Non-Communicable	1
60	Rayagada	GED	Tandikona	Kankuli chakk	Non-Communicable	1
61	Rayagada	GED	Tandikona	Chikaaguda	Non-Communicable	1
62	Rayagada	GED	Jhoradi	Chotiya	Non-Communicable	1
63	Rayagada	GED	Jhoradi	Babuli	Non-Communicable	1
64	Rayagada	GED	Jhoradi	Keshari	Non-Communicable	1
65	Rayagada	GED	Jaltar	Sampini	Non-Communicable	1
66	Rayagada	GED	Jaltar	Panosa	Non-Communicable	1
67	Rayagada	GED	Jaltar	Nuagoan	Non-Communicable	1
68	Rayagada	GED	Kulsing	Gadiabang	Non-Communicable	1
69	Rayagada	GED	Kulsing	Chinasari	Non-Communicable	1
70	Rayagada	GED	Kulsing	Guntali	Non-Communicable	1
71	RAYAGADA	RED	KOLNARA	GUAKONA	Non-Communicable	1
72	RAYAGADA	RED	KOLNARA	KASILI	Communicable	1
73	RAYAGADA	RED	JK PUR	HANUMAN TEMPLE	Non-Communicable	1
74	RAYAGADA	RED	JK PUR	NAIDUPETA	Non-Communicable	1
75	RAYAGADA	RED	JK PUR	ESIC	Communicable	1
76	RAYAGADA	RED	T KOLANARA	GUNAKHAL AB	Non-Communicable	1
77	RAYAGADA	RED	PENTA	KURUMPENTA AB	Non-Communicable	1
78	Rayagada	RED	Town-2	After Kamini Mandir Line AB	Non-Communicable	1
79	Rayagada	RED	Town-2	R.K Nagar Tapping point	Non-Communicable	1

Location Sl. No. 22

LOCATION OF 11KV FPI

SL. NO.	NAME OF CIRCLE	NAME OF DIVISION	11kV FEEDER NAME	LOCATION OF FPI	TYPE	QTY REQUIRED (in Sets)
80	Rayagada	RED	Town 2	Kamini Mandir	Non-Communicable	1
81	Rayagada	RED	Gorakhpur	Telengiri	Communicable	1
82	Rayagada	RED	Kereda	Anija	Non-Communicable	1
83	Rayagada	RED	Town 4	Bhaskar Rao	Non-Communicable	1
84	Rayagada	RED	Town 4	Mangala Mandir	Non-Communicable	1
85	Rayagada	RED	RK Mission	Garadi	Non-Communicable	1
86	Rayagada	RED	Chatikona	Pataleswar Temple	Non-Communicable	1
87	Rayagada	RED	Chatikona	Bariguda	Non-Communicable	1
88	Rayagada	RED	Kumardhamuni	Near Kumardhamuni Hostel	Non-Communicable	1
89	Rayagada	RED	Durgi	Dumurneli	Non-Communicable	1
90	Rayagada	RED	Bangarada	Tinapadar	Communicable	1
91	Aska	AED-II	Sialia	Towards Sialia-Rampudi	Non-Communicable	1
92	Aska	AED-II	Paikajamuna	Towards Gunthapada	Non-Communicable	1
93	Aska	AED-II	Barida	Towards Ekadasi	Non-Communicable	1
94	Aska	AED-II	Kaniary	Towards Samantrapalli	Non-Communicable	1
95	Aska	AED-II	Badamahuri	Towards Deogam	Non-Communicable	1
96	Aska	AED-II	Gahangu	Towards Bishnuchakra	Non-Communicable	1
97	Aska	AED-II	A. Kardabadi	S S Pur Sasan	Non-Communicable	1
98	Aska	AED-II	Pangidi	Towards Pangidi	Non-Communicable	1
99	ASKA	AED I	Aska Bus stand	IB revenue	Non-Communicable	1
100	ASKA	AED I	Jokabandha	Kali Temple	Non-Communicable	1
101	ASKA	AED I	Medical	Tribkeswar temple	Non-Communicable	1
102	ASKA	AED I	Mukundapur	Brhamanchhai	Non-Communicable	1
103	ASKA	AED I	Mukundapur	Takurani AB switch	Non-Communicable	1
104	ASKA	AED I	Shergada	Kornalli AB	Non-Communicable	1
105	ASKA	AED I	Shergada	RD PALLI	Non-Communicable	1
106	ASKA	AED I	Nimina	Ramanapalli	Non-Communicable	1
107	ASKA	AED I	Gangapur	Chadiapalli	Non-Communicable	1
108	ASKA	AED I	Gunthapada	Rishipur, Sumanathapalli	Non-Communicable	1
109	ASKA	AED I	BHETANAI	CRUSHER LINE AB SWITCH NEW BABANPUR	Non-Communicable	1
110	ASKA	AED I	BHETANAI	DHUNKUNI LINE AB	Non-Communicable	1
111	ASKA	AED I	BHETANAI	SAHAPUR LINE AB	Non-Communicable	1
112	ASKA	AED I	BHETANAI	MOM SCHOOL CUTPOINT	Non-Communicable	1
113	ASKA	AED I	BHETANAI	BHETANAI GP	Non-Communicable	1
114	ASKA	AED I	BHETANAI	CRUSHER CHARIMAIL	Non-Communicable	1
115	ASKA	AED I	BHETANAI	BADAGADA SIVA TEMPLE	Non-Communicable	1
116	ASKA	AED I	BHETANAI	DHANIJA	Non-Communicable	1
117	ASKA	AED I	NUAGAM	ALLIPUR ROAD CUT POINT	Non-Communicable	1
118	ASKA	AED I	COLLEGE SQ	BENIA CUT POINT	Communicable	1
119	ASKA	GSED	Bomkei	19.0558,84.5315	Non-Communicable	1
120	ASKA	GSED	KRUSHNAGAR	LIMAKUDIA	Communicable	1
121	ASKA	GSED	BAHUNIPATI	BAHUNIPATI	Communicable	1
122	ASKA	GSED	CHIKITI GADA	BATAPALI	Non-Communicable	1
123	ASKA	GSED	CHIKITI GADA	RAMAGUDA	Non-Communicable	1
124	ASKA	GSED	Digapahandi Town	19.3788,84.5657(4POLE)	Non-Communicable	1
125	ASKA	GSED	Digapahandi Rural	19.3765,84.6004(Kushapada)	Non-Communicable	1
126	ASKA	GSED	Padmanavapur	19.3514,84.5579(BHUSUNDA)	Non-Communicable	1
127	ASKA	GSED	Padmanavapur	19.3313,84.5462(BLNPUR)	Non-Communicable	1
128	ASKA	GSED	Ganianala	19.3726,84.6516(Adarsa School)	Communicable	1
129	ASKA	GSED	Ganianala	19.3731,84.6551(Kureisuni temple)	Non-Communicable	2
130	ASKA	GSED	Kotinada	19.4024,84.6427(Gautami)	Non-Communicable	3
131	ASKA	GSED	Kotinada	19.4035,84.6740(Nistipur)	Communicable	1
132	ASKA	GSED	Kotinada	19.4050,84.6331(Bhuduki)	Non-Communicable	3
133	ASKA	GSED	NUAPADA	patigovindapur tapping	Non-Communicable	2
134	ASKA	GSED	KHARIAGUDA	baghalati tapping	Non-Communicable	1
135	ASKA	GSED	KHARIAGUDA	bidyadharapur tapping	Communicable	1
136	ASKA	GSED	NUAPADA	siripur tapping	Non-Communicable	2
137	ASKA	GSED	DENGAUSTA	NEAR FIRE STATION	Non-Communicable	1
138	ASKA	GSED	BHISMAGIRI NEW	S.TIKARAPADA	Non-Communicable	2
139	ASKA	GSED	N.K.PENTHA	CHASANIMAKHANDI	Non-Communicable	1
140	ASKA	GSED	N.K.PENTHA	KHAMARIGOAN	Non-Communicable	1
141	ASKA	GSED	KAITHAKHANDI	KAITHAKHANDI CHAKKA	Non-Communicable	1
142	ASKA	GSED	BHISMAGIRI OLD	SINDURAPUR	Non-Communicable	2
143	ASKA	GSED	PODAMARI	KHEMUNDIKHOLA	Non-Communicable	1
144	ASKA	GSED	KANSAMARI	KANSAMARI	Non-Communicable	1
145	ASKA	GSED	BHISMAGIRI NEW	BHISMAGIRI	Non-Communicable	2
146	ASKA	GSED	KELUA	19.1665, 84.5716	Non-Communicable	1
147	ASKA	GSED	KELUA	19.1625, 84.5842	Non-Communicable	1
148	ASKA	GSED	MANDARADA	19.1497, 84.4170	Non-Communicable	1
149	ASKA	GSED	MANDARADA	19.1404, 84.4973	Non-Communicable	1
150	ASKA	GSED	MANDARADA	19.1357, 84.4566	Non-Communicable	1
151	ASKA	GSED	TALAPDA	19.1834, 84.4745	Non-Communicable	1
152	ASKA	GSED	TALAPDA	19.1672, 84.4751	Non-Communicable	1
153	ASKA	GSED	RAJAPUR	19.1932, 84.5327	Non-Communicable	1
154	ASKA	GSED	RAJAPUR	19.1729, 84.5553	Non-Communicable	1
155	ASKA	GSED	kainpur feeder	thanagao	Non-Communicable	1
156	ASKA	GSED	kainpur feeder	Laida	Non-Communicable	1
157	City	BED-I	Paschimeswara	Laxinagara tapping	Non-Communicable	1
158	City	BED-I	Lanjipalli	Chankya nagra	Non-Communicable	1

Location Sl. No. 22

LOCATION OF 11KV FPI

SL. NO.	NAME OF CIRCLE	NAME OF DIVISION	11kV FEEDER NAME	LOCATION OF FPI	TYPE	QTY REQUIRED (in Sets)
159	City	BED-I	Tatabenz	Kalimandir	Non-Communicable	1
160	City	BED-I	Old Bus Stand	Church Road	Non-Communicable	1
161	City	BED-I	Town Hall	Brahma Nagar	Non-Communicable	1
162	City	BED-I	NH ANKULI	SRIHARINAGARA	Non-Communicable	1
163	City	BED-I	GOODS ROAD	BRMC TAPPING	Non-Communicable	1
164	City	BED-I	LANJIPALLY	Old fuse call line	Non-Communicable	1
165	City	BED-I	LANJIPALLY	CHANKYA NAGAR	Non-Communicable	1
166	City	BED-I	HILLPATANA	CIRCUIT HOUSE	Non-Communicable	1
167	City	BED-I	CHANDIMANDIRA	JAIL TAPPING	Non-Communicable	1
168	City	BED-I	NIGAMNAGAR	SAI TEMPLE	Non-Communicable	1
169	City	BED-I	PASCHIMESWAR	LAXMINARAYAN TAPPING	Non-Communicable	1
170	City	BED-I	Sidharatha nager	Near Vijaya bihar PHD and dena bandha towards Gurukul	Non-Communicable	1
171	City	BED-I	komapalli	Ashok nager tapping	Non-Communicable	1
172	City	BED-I	college	Near post morten room and SR Hostel.	Non-Communicable	1
173	City	BED-I	Ambapuha	Near Bijaya tower tapping	Non-Communicable	1
174	City	BED-I	kali mandir	Alok nager tapping	Non-Communicable	1
175	City	BED-I	Ajadhya nager	Ajadhya nager square	Non-Communicable	1
176	City	BED-I	Gajapati nager	Raj height 14th line Gajapati nager	Non-Communicable	1
177	City	BED-I	Nilanchala nager	1.Rajiv nager towards Alkesh nager 2.Alakapuri 1st line 500kva	Non-Communicable	2
178	City	BED-I	Khodasingi	1. jayadurga nager tapping 2.panda colony tapping	Non-Communicable	2
179	City	BED-I	city Hospital	1.Baikuntha nager 3rd line tapping 2.Near SBI chech towards congress office line	Non-Communicable	2
180	City	BED-I	Tata benz	1.New bus stand check 2.Tapping of Doctors line	Non-Communicable	2
181	City	BED-I	Old bus stand	Tapping of Nanda international golli	Non-Communicable	1
182	CITY	BED-I	RESORT	PRAMOD RESORT	Non-Communicable	1
183	CITY	BED-I	RESORT	MAHAVEER JN	Non-Communicable	1
184	CITY	BED-I	BOXIPALLI	NEW BOXIPALLI	Communicable	1
185	CITY	BED-I	BOXIPALLI	SHANTINAGAR	Communicable	1
186	CITY	BED-I	BOXIPALLI	DHARMPUR	Non-Communicable	1
187	CITY	BED-I	BOXIPALLI	OLD BOXIPALLI	Non-Communicable	1
188	CITY	BED-I	BOXIPALLI	BOXIPALLI ODRP	Non-Communicable	1
189	CITY	BED-III	SOROLA	GOBINDAPUR 4 POLE	Non-Communicable	3
190	CITY	BED-III	SOROLA	BAHADURPENTHA	Non-Communicable	1
191	CITY	BED-III	SOROLA	SOROLA NUA SAHI	Non-Communicable	1
192	CITY	BED-III	SOROLA	BADI CHAKKA	Communicable	1
193	CITY	BED-III	SOROLA	SONPUR ODRP	Non-Communicable	1
194	CITY	BED-III	SOROLA	SANAEKSING	Non-Communicable	1
195	CITY	BED-III	GOLONTHARA	NEAR MYCON	Communicable	1
196	CITY	BED-III	GOLONTHARA	JAGAPUR	Non-Communicable	1
197	CITY	BED-III	SUVANI	GIRISOLA	Non-Communicable	1
198	CITY	BED-III	SUVANI	R.SUVANI (N.H SIDE)	Non-Communicable	1
199	CITY	BED-III	SUVANI	R.SUVANI	Non-Communicable	1
200	CITY	BED-III	GOLONTHARA	HARIPUR	Non-Communicable	1
201	city	BED-III	Mohuda	BIET chhaka	Non-Communicable	1
202	city	BED-III	Lathi	OAV school	Non-Communicable	1
203	city	BED-III	Sukunda	Chanchadapali	Communicable	1
204	city	BED-III	Lanjia	Chadeimara	Non-Communicable	1
205	CITY	BED-III	HALADIAPADAR	KRUSHNA RICE MILL	Non-Communicable	1
206	CITY	BED-III	HALADIAPADAR	MADANAMOHANPUR	Non-Communicable	1
207	CITY	BED-III	HALADIAPADAR	AUTONAGAR	Non-Communicable	1
208	CITY	BED-III	RANDHAN	KANISI VILLAGE	Non-Communicable	1
209	CITY	BED-III	RANDHAN	NEAR WINE SHOP	Non-Communicable	1
210	CITY	BED-III	TULU	KELUAPALLI	Communicable	1
211	CITY	BED-III	RANDHAN	PADMAPUR	Non-Communicable	1
212	CITY	BED-III	TULU	PANAPALLI	Non-Communicable	1
213	CITY	BED-III	TULU	MARKANDI	Non-Communicable	1
214	CITY	BED-III	TOWN	STATION ROAD	Non-Communicable	1
215	CITY	BED-III	NIST	POLICE STATION	Non-Communicable	1
216	CITY	BED-III	BHAIRABI	BHAIRABI	Communicable	1
217	CITY	BED-III	SASANAPADAR	CHELIA	Non-Communicable	1
218	Berhampur	GNED	PALANGA	KAHAKAPUR	Communicable	1
219	Berhampur	GNED	MATIKHALO	DUBULI SQUARE	Communicable	1
220	Berhampur	GNED	BOULAGAON	BOULAGAON GANDHI STATUE CHOWK	Non-Communicable	1
221	Berhampur	GNED	BOULAGAON	SINGIPUR RICE MILL	Non-Communicable	1
222	Berhampur	GNED	KARATALI	RICE MILL BHIKARIPALLI	Non-Communicable	1
223	Berhampur	GNED	KARATALI	BALIBAGADA TOWARDS SAMIAPALLI	Non-Communicable	1
224	Berhampur	GNED	KARATALI	KARATALI TOWARDS KATURU	Non-Communicable	1
225	Berhampur	GNED	SHYAMSUNDARPUR	SHYAMSUNDARPUR	Non-Communicable	1
226	Berhampur	GNED	SHYAMSUNDARPUR	TOTAGAON MAIN ROAD	Non-Communicable	1
227	Berhampur	GNED	SHYAMSUNDARPUR	KUSADHIPA TAPPING TO KAIRASI	Non-Communicable	1
228	Berhampur	GNED	CHIKILI/BANIA	BARASARA LINE AB	Non-Communicable	1
229	Berhampur	GNED	CHIKILI/BANIA	JHADESWAR	Non-Communicable	1
230	Berhampur	GNED	CHIKILI/BANIA	MAUKUNDAPUR	Non-Communicable	1
231	Berhampur	GNED	Mill	Dhobasi Bandha	Non-Communicable	1
232	Berhampur	GNED	Jahami	Dhiadei Chaka	Non-Communicable	1
233	Berhampur	GNED	kanaka	Dimiria Chaka	Non-Communicable	1

Location Sl. No. 22

LOCATION OF 11KV FPI

SL. NO.	NAME OF CIRCLE	NAME OF DIVISION	11kV FEEDER NAME	LOCATION OF FPI	TYPE	QTY REQUIRED (in Sets)
234	Berhampur	GNED	Sanaghati	G Gandapalli	Non-Communicable	1
235	Berhampur	HED	D .Patapur	D.Patapur School	Non-Communicable	1
236	Berhampur	HED	D .Patapur	D.Patapur School	Non-Communicable	1
237	Berhampur	HED	D .Patapur	Dhobadi Tapping Point Near Kalimaa Stone Crusher	Non-Communicable	1
238	Berhampur	HED	D .Patapur	Balakrushnapur LineAB Switch	Non-Communicable	1
239	Berhampur	HED	Gandala	Sundisahi Tapping Point	Non-Communicable	1
240	Berhampur	HED	Gandala	4 Pole Palashi Side	Non-Communicable	1
241	Berhampur	HED	Gandala	4 Pole Sadashivpur Side	Non-Communicable	1
242	Berhampur	HED	Gandala	Podapadar Sadashibpur Tapping Point	Non-Communicable	1
243	Berhampur	HED	Gandala	Palashi Marupalli Tapping Point	Non-Communicable	1
244	Berhampur	HED	New Putiapadar	Near Pss S.Ambagaon	Non-Communicable	1
245	Berhampur	HED	Pitala	Near Pitala Chhaka Branch -1	Non-Communicable	1
246	Berhampur	HED	Pitala	Near Pitala Chhaka Branch -2	Non-Communicable	1
247	Berhampur	HED	Pitala	Near Pitala Chhaka Branch -3	Non-Communicable	1
248	Berhampur	HED	Pitala	Kanjiamma	Non-Communicable	1
249	Berhampur	HED	Medical	HTB5101-3/170	Non-Communicable	1
250	Berhampur	HED	Medical	HTB5101-3/124	Non-Communicable	1
251	Berhampur	HED	Medical	HTB5101-3/99	Non-Communicable	1
252	Berhampur	HED	Town	HTB5101-3/241	Non-Communicable	1
253	Berhampur	HED	Town	HTB5101-1/277	Non-Communicable	1
254	Berhampur	HED	Hinjili Urban	HTB5101-4/73	Non-Communicable	1
255	Berhampur	HED	Hinjili Urban	HTB5101-4/86	Non-Communicable	1
256	Berhampur	HED	Nuagada	HTB5101-1/68	Non-Communicable	1
257	Berhampur	HED	Sikiri	HTB5101-2/175	Non-Communicable	1
258	Berhampur	HED	Burupada	Burupada	Non-Communicable	1
259	Berhampur	HED	Burupada	New Burupada	Non-Communicable	1
260	Berhampur	HED	Burupada	Hotel Shymali	Non-Communicable	1
261	Berhampur	HED	KURULA	NAIBANDHA	Non-Communicable	2
262	Berhampur	HED	KURULA	LAXMIPUR	Non-Communicable	1
263	Berhampur	HED	Adapada	Adapada	Non-Communicable	2
264	Berhampur	HED	Adapada	Dengadi	Non-Communicable	2
265	Berhampur	HED	DHABALPUR	SOLASOL	Non-Communicable	2
266	Berhampur	PSED	Sunathara	Angu	Non-Communicable	1
267	Berhampur	PSED	Solaghara	Angu & Solaghara	Non-Communicable	2
268	Berhampur	PSED	Balichai	Jenapur & Ghodapalan	Non-Communicable	2
269	Berhampur	PSED	Polasara Rural	Dhaulmala Tapping	Non-Communicable	1
270	Berhampur	PSED	Pandiripada	Ichhapur	Non-Communicable	1
271	Berhampur	PSED	Pandiripada	Mahullapalli	Non-Communicable	1
272	Berhampur	PSED	Ballichhai	Mukteswar Line Ab	Non-Communicable	1
273	Berhampur	PSED	Bartini	Near Pranadei Pur	Non-Communicable	1
274	Berhampur	PSED	Bartini	Near Bartini Bridge	Non-Communicable	1
275	Berhampur	PSED	Bartini	Near Kuananda	Non-Communicable	1
276	Berhampur	PSED	Chirikipada	Near Beleijhuri	Non-Communicable	1
277	Berhampur	PSED	Kodala	Busstand	Non-Communicable	1
278	Berhampur	PSED	Old Gudiali	Jayasinghapur Tapping	Non-Communicable	1
279	Berhampur	PSED	Old Gudiali	Dhobabania Ab Switch	Non-Communicable	1
280	Berhampur	PSED	OLD ANGARAGAON	KANIARIBADI	Non-Communicable	1
281	Berhampur	PSED	MUNDULA	KHARAKHAMA	Non-Communicable	1
282	Berhampur	PSED	Polasara Town	Forest Cololony chaka	Non-Communicable	1
283	Berhampur	PSED	BHATAKUMARADA	BHATAKUMARADA	Communicable	5
284	Berhampur	PSED	PS PUR TOWN	PS PUR	Non-Communicable	1
285	Bhanjanagar	PED	COLLEGE	NEAR MADIKUNDA SQUARE	Communicable	1
286	Bhanjanagar	PED	COLLEGE	GAYATRI TEMPLE	Communicable	1
287	Bhanjanagar	PED	PHULBANI SAHI	NEAR GRID FIELD	Communicable	1
288	Bhanjanagar	PED	TOWN NO. 3	NEAR MEGA NURSURY	Non-Communicable	1
289	Bhanjanagar	PED	TOWN NO. 3	NEAR BPIT	Non-Communicable	1
290	Bhanjanagar	PED	BANDHAGADA	LAMBAPADAR	Non-Communicable	1
291	Bhanjanagar	PED	BANDHAGADA	BABDINGIA	Non-Communicable	1
292	Bhanjanagar	PED	BANDHAGADA	PANDUPADAR	Non-Communicable	1
293	Bhanjanagar	PED	BANDHAGADA	SAITINGIA	Non-Communicable	1
294	Bhanjanagar	PED	KELAPADA	KALIBIRA	Non-Communicable	1
295	Bhanjanagar	PED	KELAPADA	JAYALAMBA	Non-Communicable	1
296	Bhanjanagar	PED	RUKANBADI	POLICE STATION	Non-Communicable	1
297	Bhanjanagar	PED	GADAPUR	JIDINGIPATA	Non-Communicable	1
298	Bhanjanagar	PED	GADAPUR	MERAMAHA	Non-Communicable	1
299	Bhanjanagar	PED	GADAPUR	TAMANGI	Non-Communicable	1
300	Bhanjanagar	PED	GADAPUR	KASABASA	Non-Communicable	1
301	Bhanjanagar	PED	GADAPUR	TAJUNGI	Non-Communicable	1
302	Bhanjanagar	PED	GADAPUR	PASA	Non-Communicable	1
303	Bhanjanagar	PED	GADAPUR	DHUSARI CHAWK	Non-Communicable	1
304	Bhanjanagar	PED	GADAPUR	BADAGAON	Non-Communicable	1
305	Bhanjanagar	PED	TOWN-1	TELEPHONE EXCHANGE	Communicable	1
306	Bhanjanagar	PED	TOWN-1	HATISALA(BEFORE AB SWITCH)	Communicable	1
307	Bhanjanagar	PED	TOWN-1	GOODNEWS	Communicable	1
308	Bhanjanagar	PED	TOWN-1	DUGUDA	Communicable	1
309	Bhanjanagar	PED	TOWN-1	PADASAHI	Communicable	1
310	Bhanjanagar	PED	TOWN-1	GOUDASAHI	Communicable	1
311	Bhanjanagar	PED	TOWN-1	SIVA TEMPLE	Communicable	1
312	Bhanjanagar	PED	TOWN-1	BUS STAND	Non-Communicable	1

Location Sl. No. 22

LOCATION OF 11KV FPI

SL. NO.	NAME OF CIRCLE	NAME OF DIVISION	11kV FEEDER NAME	LOCATION OF FPI	TYPE	QTY REQUIRED (in Sets)
313	Bhanjanagar	PED	TOWN-1	ADB SBI ROAD	Non-Communicable	1
314	Bhanjanagar	PED	LINEPADA	BUDENI,PANASPADAR	Non-Communicable	2
315	Bhanjanagar	PED	CHAKAPAD	RANAGAN,GHATIGUDA,NEDIGUDA	Non-Communicable	3
316	Bhanjanagar	PED	BRAHMANPAD	BANDHAKHAMAN,SUBALAYA,PINGILIKIA	Non-Communicable	3
317	Bhanjanagar	PED	MANDAKIA	KALUNGIA TAPPING	Non-Communicable	1
318	Bhanjanagar	PED	MANDAKIA	BANDABAJU TAPPING	Non-Communicable	1
319	Bhanjanagar	PED	MANDAKIA	MUSUMAHA TAPPING	Non-Communicable	1
320	Bhanjanagar	PED	PABURIA	PAKARI TAPPING	Non-Communicable	1
321	Bhanjanagar	PED	PABURIA	SINDURGADA TASPPIN G	Non-Communicable	1
322	Bhanjanagar	PED	PABURIA	MIDABALI TAPPING	Non-Communicable	1
323	Bhanjanagar	PED	GUNJIBADI	JIDUB ADI TAPPING	Non-Communicable	1
324	Bhanjanagar	PED	GUNJIBADI	BALLIGADA	Non-Communicable	1
325	Bhanjanagar	PED	BARBA	KANADI	Non-Communicable	1
326	Bhanjanagar	PED	BARBA	SUNAPOLLY	Non-Communicable	1
327	Bhanjanagar	PED	BARBA	NUAPOLLY	Non-Communicable	1
328	Bhanjanagar	PED	BHAGABANPUR	BADAGADA	Non-Communicable	1
329	Bhanjanagar	PED	BHAGABANPUR	KURUKUTA	Non-Communicable	1
330	Bhanjanagar	PED	BHAGABANPUR	BARADA	Non-Communicable	1
331	Bhanjanagar	BNED	Udhura	Ektal Tapping	Non-Communicable	1
332	Bhanjanagar	BNED	Ambapua	Boripadar	Non-Communicable	1
333	Bhanjanagar	BNED	Nuagaon(Bellaguntha)	Inginathi 250 Kva Village	Non-Communicable	1
334	Bhanjanagar	BNED	Nuagaon(Bellaguntha)	Kurulei Tapping Point	Non-Communicable	1
335	Bhanjanagar	BNED	Nuagaon(Bellaguntha)	Kebiri Berhampur	Non-Communicable	1
336	Bhanjanagar	BNED	Nuagaon(Bellaguntha)	Sadara Vilage 100 Kva	Non-Communicable	1
337	Bhanjanagar	BNED	Mangalpur	Jiliba Ab Switch	Non-Communicable	1
338	Bhanjanagar	BNED	JILLUNDI	BUDULI TAPPING	Non-Communicable	1
339	Bhanjanagar	BNED	KULANGI	BANKANEDI TAPPING	Non-Communicable	1
340	Bhanjanagar	BNED	KULANGI	DUBALUNDA TAPPING	Non-Communicable	1
341	Bhanjanagar	BNED	KULANGI	JADAPALLI TAPPING	Non-Communicable	1
342	Bhanjanagar	BNED	KULANGI	PALASPALLI TAPPING	Non-Communicable	1
343	Bhanjanagar	BNED	JILLUNDI	KALIAPALLI TAPPING	Non-Communicable	1
344	Bhanjanagar	BOED	Bamunda	Butupali,Rainisahi Railway Crossing,Naikapada,Chandan Nagar	Non-Communicable	4
345	Bhanjanagar	BOED	Baghiapada	Salunki Sahi,Majhi Sahi,BadaKholi,Badagochapada	Non-Communicable	4
346	Bhanjanagar	BOED	TELIBANDHA	Kampara,Haripur,Mundapara,Khamaripara	Non-Communicable	4
347	Bhanjanagar	BOED	DAHIYA 1	Jamatangi,Manupali,Dahya,Kurumpadar	Non-Communicable	4
348	Bhanjanagar	BOED	GUNDULIA	Gundulia,Khamer,Lumerjena,Gangasgudi,Bailabedisahi	Non-Communicable	5
349	Bhanjanagar	BOED	BILASHPUR	Unjabahali, Gudbheli, Padarpara, Gopalpur, Nunpanga, Nunpanga Mahakud	Non-Communicable	6
350	Bhanjanagar	BOED	DAPALA	Jogindpur,Dapala,Tukupali,Chandanimuda	Non-Communicable	4
351	Bhanjanagar	BOED	MANIKPUR	Tambasinha,Baragaon,Biransingpur,Banimunda	Non-Communicable	4
352	Bhanjanagar	BOED	BNPUR	Nuapada	Non-Communicable	1
353	Jeypore	MED	Mv-35	MV-103, MV-35 Chowk and Kalimunda	Non-Communicable	3
354	Jeypore	MED	Old Korukonda	Birkeshwarpur, Chitapari-1, MV-37	Non-Communicable	3
355	Jeypore	MED	Sadashivpur	Sadashivpur, Chitrakonda Chowk, Apanmala	Non-Communicable	4
356	Jeypore	MED	Kamwada	Cheriguda, MV-30, MV-28 RI Office	Non-Communicable	3
357	Jeypore	MED	Mudulipada	Jhadiaguda	Non-Communicable	1
358	Jeypore	MED	Korukonda	MV-31,MV-32, MV-48	Non-Communicable	3
359	Jeypore	MED	TOWN	MADLAGUDA	Non-Communicable	1
360	Jeypore	MED	TOWN	NEAR BUDDHAM OFFICE	Non-Communicable	1
361	Jeypore	NED	Town No-II	HTJ2101-2/117	Non-Communicable	1
362	Jeypore	NED	Town No-II	HTJ2101-2/118	Non-Communicable	1
363	Jeypore	NED	Town No-II	HTJ2101-2/178	Non-Communicable	1
364	Jeypore	NED	Town No-II	HTJ2101-2/345	Communicable	1
365	Jeypore	NED	Town No-I	HTJ2101-1/195	Communicable	1
366	Jeypore	NED	Town No-I	HTJ2101-1/82	Communicable	1
367	Jeypore	NED	Town No-I	HTJ2101-1/12	Communicable	1
368	Jeypore	JED	KOTPAD TOWN	KENDUGUDA AB SWITCH ,MACHKATA AB SWITCH ,SECTION OFFICE LINE AB SWITCH	Communicable	3
369	Jeypore	KED	OMP SILK BOARD	DAV COLLEGE	Non-Communicable	1
370	Jeypore	KED	PODAGADA TOWN (KORAPUT-2 SEC)	BARIGUDA, KUMBHALIMCA, LENDRIMALIGUDA	Non-Communicable	3
371	Jeypore	KED	KORAPUT NO-3	DNK AB SWITCH, NEAR KORAPUT PSS, JANIGUDA AB SWITCH, GOUTAM NAGAR AB SWITCH	Non-Communicable	12
372	Jeypore	KED	KORAPUT NO-2	BANABHARATI AB SWITCH, NEAR 3 STAR BUILDING AB SWITCH, KUKUDA FARM AB SWITCH	Non-Communicable	9
373	Jeypore	KED	NUGAON	NEAR ITI COLLEGE, GALIGABDAR, DEOMALI, UPER SEMI	Non-Communicable	4
374	Jeypore	KED	KUNDULI	NANDAKA, SADAM, BITAR DUSRA	Non-Communicable	3
375	Jeypore	KED	DAMANJODI RURAL	PHUPADAR, TANKUBEDA, SUNDIPUT, PAKJOLA	Non-Communicable	4
376	Jeypore	NED	Town No-II	HTJ2101-2/117	Non-Communicable	1
377	Jeypore	NED	Town No-II	HTJ2101-2/118	Non-Communicable	1
378	Jeypore	NED	Town No-II	HTJ2101-2/178	Non-Communicable	1
379	Jeypore	NED	Town No-II	HTJ2101-2/345	Non-Communicable	1
380	Jeypore	NED	Town No-I	HTJ2101-1/195	Non-Communicable	1
381	Jeypore	NED	Town No-I	HTJ2101-1/82	Non-Communicable	1
382	Jeypore	NED	Town No-I	HTJ2101-1/12	Non-Communicable	1
383	Jeypore	JED	RE FEEDER	BAMUNIPUT,PALAKAPUT	Non-Communicable	2
384	Jeypore	JED	JAYANAGAR	PANJIAGUDA, GRID COLONY	Non-Communicable	2
385	Jeypore	JED	KALIAGAON	DUMURIGUDA,NANDAGUDA, GHAGANAPUR	Non-Communicable	3

Location Sl. No. 22

LOCATION OF 11KV FPI

SL. NO.	NAME OF CIRCLE	NAME OF DIVISION	11kV FEEDER NAME	LOCATION OF FPI	TYPE	QTY REQUIRED (in Sets)
386	Jeypore	JED	KHADAPA	DHARANAHANDI, SALPA LI POINT	Non-Communicable	2
387	Jeypore	JED	PHAMPUNI	GHEURI, GOUDAGUDA, RANIPUT	Non-Communicable	3
388	Jeypore	JED	GHATABAGARA	MALIDALAIPUT, GHATBAGRA, PUJARIPUR,	Non-Communicable	3
389	Jeypore	JED	PATRAPUT	DURGABHATA, JABAKANADI, GAUDAGUDA,	Non-Communicable	3
390	Jeypore	JED	KUMBHARPUT	DAMAPUT,NUAPUT,KUMBHARAPUT	Non-Communicable	3
391	Jeypore	JED	Laxmipur	Panchhak,Keraput	Non-Communicable	2
392	Jeypore	NED	UMERKOTE TOWN	GATIGUDA	Communicable	1
393	Jeypore	NED	UMERKOTE TOWN	UV4	Communicable	1
394	Jeypore	NED	UMERKOTE TOWN	7 HILL MILL	Communicable	1
395	Jeypore	JED	BORIGUMMA TOWN	PURUNA BORIGUMMA, JHILIMILI,	Non-Communicable	3
396	Jeypore	JED	BORIGUMMA TOWN	JANIGUDA, KANAGAON, MADEIGUDA, DABAGAON, DHUDUSAPALA, COLONY NO. 5, GADIGAON, JADAPUT, BISOYIPUT, KELAGUDA	Non-Communicable	10

Location Sl. No. 23

LOCATION OF 33kV & 11kV RMU

SL. NO.	NAME OF CIRCLE	NAME OF DIVISION	33kV FEEDER NAME			VOLTAGE LEVEL	LOCATION OF RMU	Type of RMU (33kV 3-Way / 4-Way)	QTY REQUIRED (in Nos.)
			FEEDER-1	FEEDER-2	FEEDER-3				
1	Bhanjanagar	BOED	KANTAMAL	MANMUNDA	Ghulgula padar	33kV	MANMUNDA	4-Way	1
2	City	BED-III	MANTRIDI	JAGAPUR	HT CONSUMERS	33kV	JAGAPUR	4-Way	1
SL. NO.	**NAME OF CIRCLE**	**NAME OF DIVISION**	**11kV FEEDER NAME**			**VOLTAGE LEVEL**	**LOCATION OF RMU**	**Type of RMU (11kV 3-Way / 4-Way)**	**QTY REQUIRED (in Nos.)**
			FEEDER-1	**FEEDER-2**	**FEEDER-3**				
1	City	BED-I	Golabandha	Karapalli	-	11kV	Karapalli	4-Way	1
2	City	BED-I	Dura	NH Ankuili	-	11kV	Near NH	4-Way	1
3	City	BED-I	NH Ankuli	PASCIMESWAR	-	11kV	NH SIDE	4-Way	1

Location Sl. No. 24

LOCATION OF DSS REFURBISHMENT

S. NO.	NAME OF CIRCLE	NAME OF DIVISION	NAME OF SUB-DIVISION	NAME OF SECTION	11kV FEEDER NAME	NAME OF DSS	DSS RATING IN (kVA)	PHASE	HG FUSE (Set)	AB SWITCH (Set)	LA (Set)	EARTHING (Nos.)	PLINTH (Nos.)	DP Required (Set)
1	Rayagada	RED	Bissamcuttack	Bissamcuttack	Kumardhamuni	Near High School	200	3-PH	1	1	1		1	
2	Rayagada	RED	Bissamcuttack	Bissamcuttack	Durgi	Bus stand	250	3-PH			1			
3	Rayagada	RED	Therubali	Kasipur	Kasipur Town	Police Station	500	3-PH			1			
4	Rayagada	GED	Gumuda	Gumuda	Naira	Naira	250	3-PH	1	1	1			
5	Rayagada	GED	Gumuda	Gumuda	Subdrapur	Subdrapur	250	3-PH	1	1	1			
6	Rayagada	GED	Gunupur	GUNUPUR TOWN	REGEDA	RAGHUNATH NAGAR	250	3-PH	1	1	1	1		
7	Rayagada	GED	Gunupur	GUNUPUR TOWN	REGEDA	Mangla Mandir	500	3-PH		1	1	1		
8	Rayagada	GED	Gunupur	GUNUPUR TOWN	Court	Kamala Nagar	250	3-PH		1	1	1		
9	Rayagada	GED	Gunupur	GUNUPUR TOWN	GUNUPUR TOWN	Near CT School	250	3-PH		1	1	1		
10	Rayagada	PKED	Mohana	Chandragiri	Antaraba	Panaspadara	16	1-PH			1			1
11	Rayagada	PKED	Mohana	Chandragiri	Antaraba	Keshariguda	16	1-PH						1
12	Rayagada	PKED	Mohana	Chandragiri	Antaraba	Tentuliasahi	16	1-PH			1			1
13	Rayagada	PKED	R.UDAYAGIRI	R.UDAYAGIRI	R.UDAYAGIRI TOWN	FOUR POLE	350	3-PH	1	1	1			
14	Rayagada	PKED	R.UDAYAGIRI	R.UDAYAGIRI	R.UDAYAGIRI TOWN	BCC BANK	350	3-PH	1	1	1			
15	Rayagada	PKED	R.UDAYAGIRI	R.UDAYAGIRI	RAMAGIRI TOWN	HATAPADA RAMAGIRI	250	3-PH	1	1	1			
16	Rayagada	PKED	Uppalada	Raigada	JEERANGA	LAI LAI	63	3-PH	1	1	1	1		1
17	Rayagada	PKED	Uppalada	RAIGADA	KOINPUR	KOINPUR	63	3-PH	1	1	1	1		1
18	Rayagada	PKED	Uppalada	RAIGADA	KOINPUR	TUMBA	63	3-PH	1	1	1	1		1
19	Rayagada	PKED	Uppalada	RAIGADA	KOINPUR	DUNG DUNGA	16	1-PH			1			1
20	Rayagada	PKED	Uppalada	RAIGADA	KOINPUR	MADABA	16	1-PH			1			1
21	Rayagada	PKED	Uppalada	RAIGADA	KOINPUR	MADA	16	1-PH			1			1
22	Rayagada	PKED	Uppalada	RAIGADA	KOINPUR	TERABA	16	1-PH			1			1
23	Rayagada	PKED	Uppalada	RAIGADA	KOINPUR	GANGABADA	25	3-PH	1	1	1			1
24	Rayagada	PKED	Uppalada	RAIGADA	KOINPUR	ENGARSING	63	3-PH	1	1	1	1		1
25	Rayagada	PKED	Uppalada	RAIGADA	KOINPUR	JALLO	63	3-PH	1	1	1	1		1
26	Rayagada	PKED	Uppalada	RAIGADA	KOINPUR	SATUM	25	3-PH	1	1	1			1
27	Rayagada	PKED	Uppalada	RAIGADA	KOINPUR	LAXMIPUR	63	3-PH	1	1	1	1		1
28	Rayagada	PKED	Uppalada	RAIGADA	KOINPUR	TUBURUDA	25	3-PH	1	1	1			1
29	Rayagada	PKED	Uppalada	RAIGADA	KOINPUR	MALBERI	16	1-PH			1			1
30	Rayagada	PKED	Uppalada	RAIGADA	MANDALSAHI	GAYALJUBA	25	3-PH	1	1	1			1
31	Rayagada	PKED	Uppalada	RAIGADA	GUDDA	MARLABA	63	3-PH	1	1	1	1		1
32	Rayagada	PKED	Uppalada	RAIGADA	GUDDA	PEKATA	63	3-PH	1	1	1	1		1
33	Rayagada	PKED	Uppalada	RAIGADA	GUDDA	PARISAL	63	3-PH	1	1	1	1		1
34	Rayagada	PKED	Uppalada	RAIGADA	BHURJANGA	KRUSHNAPUR	100	3-PH	1	1	1	1		1
35	Rayagada	PKED	Uppalada	RAIGADA	BHURJANGA	ANCHALA	25	3-PH	1	1	1			1
36	Rayagada	PKED	Uppalada	RAIGADA	BHURJANGA	KARADASING	63	3-PH	1	1	1	1		1
37	Rayagada	PKED	Uppalada	RAIGADA	BHURJANGA	ADHEI	63	3-PH	1	1	1	1		1
38	Rayagada	PKED	Uppalada	Garabandha	Gurandi	RI Office	100	3-PH	1	1	1	1		1
39	Rayagada	PKED	Uppalada	Garabandha	Labyangada	Balajipur	25	3-PH			1			1

Location Sl. No. 24

LOCATION OF DSS REFURBISHMENT

S. NO.	NAME OF CIRCLE	NAME OF DIVISION	NAME OF SUB-DIVISION	NAME OF SECTION	11kV FEEDER NAME	NAME OF DSS	DSS RATING IN (kVA)	PHASE	HG FUSE (Set)	AB SWITCH (Set)	LA (Set)	EARTHING (Nos.)	PLINTH (Nos.)	DP Required (Set)
40	Rayagada	PKED	Uppalada	Garabandha	Labyangada	G Metu	16	3-PH			1			1
41	Aska	AED-II	K S Nagar	K S Nagar	Bolosara	Balisara	100	3-PH	1	1	1			1
42	Aska	AED-II	K S Nagar	K S Nagar	Pathra	Sundaripada	350	3-PH	1	1	1	1	1	1
43	Aska	AED-II	K S Nagar	K S Nagar	Barida	Ekadasi	100	3-PH	1	1	1			1
44	Aska	AED-II	K S Nagar	K S Nagar	Barida	Brida	315	3-PH	1	1	1	1		1
45	Aska	AED-II	K.S. Nagar	K.S. Nagar	Bolosara	Baliasara	100	3-PH	1	1	1			1
46	Aska	AED-II	K.S. Nagar	K.S. Nagar	Bolosara	Nayan Sahi	100	3-PH	1	1	1			1
47	Aska	AED-II	K.S. Nagar	K.S. Nagar	Bolosara	Badachadhiapada	163	3-PH	1	1	1		1	1
48	Aska	AED-II	K.S. Nagar	K.S. Nagar	Kaniary	Subuliya	100	3-PH	1	1	1			1
49	Aska	AED-II	K.S. Nagar	K.S. Nagar	Kaniary	Kaniary Nuasahi	100	3-PH	1	1	1			1
50	Aska	AED-II	K.S. Nagar	K.S. Nagar	Gudialli	S Nuagam	100	3-PH	1	1	1			1
51	Aska	AED-II	Buguda	Balipadar	Pangidi	Kholokhali	100	3-PH	1	1	1			
52	Aska	AED-II	Buguda	Balipadar	Balipadar Town	Arakhpur Nuagam	100	3-PH	1	1	1		1	1
53	Aska	AED-II	K.S. Nagar	K. S. Nagar	K. S. Nagar Town	Goudadhepa	250	3-PH	1	1	1	1		
54	ASKA	GSED	Chikiti	Chikti	Bahanpatti	Radhamohanpur	350	3-PH	1	1	1	1	1	1
55	Aska	GSED	Digapahandi	Digapahandi	Digapahandi Town	Medical	250	3-PH			1			
56	Aska	GSED	Digapahandi	Digapahandi	Digapahandi Town	Punjikaya chaka	500	3-PH	1	1	1	1		
57	Aska	GSED	Digapahandi	Digapahandi	Digapahandi Town	Court Sahi	315	3-PH	1	1	1	1		
58	Aska	GSED	Digapahandi	Digapahandi	Kotinada	Nalihada	200	3-PH	1	1	1		1	1
59	ASKA	GSED	CHIKITI	Patrapur	PATRAPUR	MEDICAL	250	3-PH			1			
60	Aska	GSED	Digapahandi	Digapahandi	Digapahandi Town	Souchalaya	500	3-PH	1	1	1	1		1
61	ASKA	GSED	CHIKITI	Chikti	Chikiti pentha	Pentho High School	500	3-PH			1	1	1	
62	ASKA	GSED	DIGAPAHANDI	PUDAMARI	BHISMAGIRI	NUA BANDHA	315	3-PH	1	1	1			
63	ASKA	GSED	DIGAPAHANDI	PUDAMARI	NIMAKHANDI PENTH	CHASA NIMAKHANDI	250	3-PH	1	1	1			
64	ASKA	GSED	DIGAPAHANDI	PUDAMARI	NIMAKHANDI PENTHA	NIMAKHANDI PENTHA	250	3-PH	1	1	1			
65	ASKA	GSED	DIGAPAHANDI	PUDAMARI	PUDAMARI	NO.1 DTR	350	3-PH	1	1	1			
66	ASKA	GSED	DIGAPAHANDI	PUDAMARI	PUDAMARI	MAUSI MAA TEMPLE	250	3-PH	1	1	1			
67	ASKA	GSED	Digapahandi	PUDAMARI	Dengausta	Padampur	250	3-PH	1	1	1			1
68	Aska	AED-I	Nuagam	Nuagam-I	BHETANAI	BHETANAI NEAR RI OFFICE	315	3-PH	1	1	1	1		
69	Aska	AED-I	Nuagam	Nuagam-I	COLLEGE SQR	KOTINADA VILLAGE	250	3-PH	1	1	1			
70	Aska	AED-I	Nuagam	Nuagam-I	COLLEGE SQR	K.L PALLI NEAR SIVA TEMPLE GATE	250	3-PH	1	1	1			
71	Aska	AED-I	Nuagam	Nuagam-I	COLLEGE SQR	V.R PALLI NEAR PANCHAYT OFFICE	250	3-PH	1	1	1			
72	Aska	AED-I	Nuagam	Balisira	Nimina	khukundia	200	3-PH	1	2	1		1	1
73	Aska	AED-I	Nuagam	Balisira	Nimina	Nahada	163	3-PH	1	2	1		1	
74	Aska	AED-I	Nuagam	ASKA	aska Bus stand	HARIHARA NAGAR	500	3-PH	1	1	1	1	1	1
75	Aska	AED-I	Nuagam	ASKA	aska Bus stand	ACMPCS	500	3-PH	1	1	1	1	1	1
76	Berhampur	HED	Hinjili	Kanchuru	Darubhadra	Durbandha Bazar 250 KVA	250	3-PH	1	1	1			
77	Berhampur	HED	Hinjili	Kanchuru	Gandala	Saliabandha	100	3-PH	1	1	1			
78	Berhampur	HED	Hinjili	Kanchuru	Gandala	Sinkulipalli	100	3-PH	1	1	1			

Location Sl. No. 24

LOCATION OF DSS REFURBISHMENT

S. NO.	NAME OF CIRCLE	NAME OF DIVISION	NAME OF SUB-DIVISION	NAME OF SECTION	11kV FEEDER NAME	NAME OF DSS	DSS RATING IN (kVA)	PHASE	HG FUSE (Set)	AB SWITCH (Set)	LA (Set)	EARTHING (Nos.)	PLINTH (Nos.)	DP Required (Set)
79	Berhampur	HED	Hinjili	Kanchuru	Gandala	Bellagam Dasa Sahi	25	3-PH			1			
80	Berhampur	HED	Sheragada	Sheragada	Dhabalpur	63 KVA Sola Solasala	63	3-PH	1	1	1		1	1
81	Berhampur	HED	Sheragada	Sheragada	Dhabalpur	100 KVA Bramhataya	100	3-PH	1	1	1		1	1
82	Berhampur	HED	Sheragada	Sheragada	Bandhaguda	16 KVA Chatabara	16	3-PH			1			1
83	Berhampur	HED	Sheragada	Sheragada	Bandhaguda	100 KVA B Chikili	100	3-PH	1	1	1		1	
84	Berhampur	HED	Sheragada	Konkorada	Govindapur	Govindapur Kainphula Bandha	250	3-PH	1	1	1			1
85	Berhampur	PSED	PURUSHOTTAMPUR	PURUSHOTTAMPUR	PANDIA	Pandia	315	3-PH			1			
86	Berhampur	PSED	PURUSHOTTAMPUR	PURUSHOTTAMPUR	PANDIA	Gopapur	250	3-PH	1	1	1	1		
87	Berhampur	PSED	PURUSHOTTAMPUR	PURUSHOTTAMPUR	BHUTASARASING	Sikula	250	3-PH	1	1	1	1		
88	Berhampur	PSED	PURUSHOTTAMPUR	PURUSHOTTAMPUR	BARAGAON	Chingudighai	315	3-PH	1	1	1	1		
89	Berhampur	PSED	Polasara	Polasara	Kalamba	Khanduru	500	3-PH	1	1	1	1		
90	Berhampur	PSED	Polasara	Polasara	Kalamba	Balibandha	350	3-PH	1	1	1	1		1
91	Berhampur	PSED	Polasara	Polasara	Kalamba	Shiv Mandir Chawk	350	3-PH	1	1	1	1		
92	Berhampur	PSED	Polasara	Polasara	Balichai	Ghodapalana	500	3-PH	1	1	1	1		
93	Berhampur	PSED	Polasara	Polasara	Polasara Rural	Konkaroda	200	3-PH	1	1	1		1	1
94	Berhampur	PSED	Polasara	Polasara	Polasara Town	Debi Nagar	250	3-PH	1	1	1	1		
95	Berhampur	PSED	Polasara	Polasara	Polasara Town	Gouda Sahi	315	3-PH	1	1	1	1		
96	Berhampur	PSED	Polasara	Polasara	Polasara Town	Odia Sahi	250	3-PH	1	1	1	1		
97	Berhampur	PSED	Polasara	Polasara	Polasara Town	Khandia Sahi	250	3-PH	1	1	1	1		1
98	Berhampur	PSED	Polasara	Polasara	Polasara Town	Sidhipur	100	3-PH	1	1	1		1	
99	Berhampur	PSED	Purusottampur	Taratarani	Taratarani Junction Feeder	100KVA Tanvi School	100	3-PH	1	1	1		1	
100	Berhampur	PSED	KODALA	KODALA	KODALA	BUSTAND	500	3-PH	1	1	1	1		
101	Berhampur	PSED	Polasara	CHIRIKIPADA	BHABARADA	TENTULIA	500	3-PH	1	1	1	1		
102	Berhampur	PSED	Polasara	CHIRIKIPADA	RUMAGADA	MANDARA	250	3-PH			1			
103	Berhampur	PSED	Polasara	CHIRIKIPADA	Balichai	BALLICHAI	500	3-PH	1	1	1			
104	Berhampur	PSED	Polasara	CHIRIKIPADA	CHIRIKIPADA	MADHUPALLI	250	3-PH			1			
105	Berhampur	PSED	Polasara	CHIRIKIPADA	CHIRIKIPADA	LAXMANPALLI	250	3-PH	1	1	1			1
106	Jeypore	JED	JESD-1	ESO-JYP-NO-3	JEYPORE NO 1	BALIPETA	500	3-PH			1	1	1	
107	Jeypore	JED	JESD-1	ESO-JYP-NO-3	GANDHI CHAKK	MILL STREET	500	3-PH			1	1	1	
108	Jeypore	JED	JESD-1	ESO-JYP-NO-3	GANDHI CHAKK	MILL STREET	250	3-PH			1		1	
109	Jeypore	JED	JESD-1	ESO-JYP-NO-3	KORAPUT	BABU SUNARI	100	3-PH			1			
110	Jeypore	JED	JESD-1	ESO-JYP-NO-3	GANDHI CHAKK	JAMAL	500	3-PH			1		1	
111	Jeypore	JED	JESD-1	ESO-JYP-NO-3	JEYPORE NO 1	TP LANE	250	3-PH			1		1	
112	Jeypore	JED	JESD-1	ESO-JYP-NO-3	GANDHI CHAKK	SITARAM	250	3-PH			1		1	
113	Jeypore	JED	JESD-1	ESO-JYP-NO-3	JEYPORE NO 1	KHAJURIBANDHA	500	3-PH			1	1	1	
114	Jeypore	JED	JESD-1	ESO-JYP-NO-3	JEYPORE NO 2	CHANDAN BADA	500	3-PH			1	1	1	
115	Jeypore	MED	Balimela	Balimela	Balimela Town	Gopbandhu Chowk	250	3-PH	1	1	1	1	1	
116	Jeypore	MED	Malkangiri	Malkangiri	MICRO	NUAGUDA	250	3-PH	1	1	1	1	1	
117	Jeypore	MED	Malkangiri	Malkangiri	DNK	MOTUROAD	250	3-PH	1	1	1	1	1	

Location Sl. No. 24

LOCATION OF DSS REFURBISHMENT

S. NO.	NAME OF CIRCLE	NAME OF DIVISION	NAME OF SUB-DIVISION	NAME OF SECTION	11kV FEEDER NAME	NAME OF DSS	DSS RATING IN (kVA)	PHASE	HG FUSE (Set)	AB SWITCH (Set)	LA (Set)	EARTHING (Nos.)	PLINTH (Nos.)	DP Required (Set)
118	Jeypore	MED	Malkangiri	Malkangiri	MICRO	CENTRAL SCHOOL	250	3-PH	1	1	1	1	1	
119	Jeypore	MED	Malkangiri	Malkangiri	MICRO	NAVODAYA	250	3-PH	1	1	1	1	1	
120	Jeypore	MED	Balimela	Balimela	Korukonda	High School Guda	25	3-PH	1	1	1			1
121	Jeypore	MED	Malkangiri	Malkangiri	TOWN	100 KVA MALIKESWAR	100	3-PH	1	1	1			
122	Jeypore	MED	Malkangiri	Malkangiri	TOWN	JAGANATHTAMPLE2	63	3-PH	1	1	1			
123	Jeypore	MED	Malkangiri	Malkangiri	TOWN	MALLIKESWERROAD	63	3-PH	1	1	1			
124	Jeypore	MED	Malkangiri	Malkangiri	TOWN	SBI2	250	3-PH	1	1	1	1		
125	Jeypore	MED	Malkangiri	Malkangiri	TOWN	BUSSTAND4	250	3-PH	1	1	1			
126	Jeypore	KED	SUNABEDA	SUNABEDA	NAC TOWN	SILK BOARD	250	3-PH	1	1	1			
127	Jeypore	KED	SUNABEDA	SUNABEDA	NAC TOWN	GANJAM COLONY	500	3-PH	1	1	1			
128	Jeypore	KED	SUNABEDA	SUNABEDA	AEF	AEF COLONY	500	3-PH			1			
129	Jeypore	NED	Nabarangpur	Nabarngpur	TOWN NO-1	Womens College	500	3-PH	1	1	1	1		
130	Jeypore	NED	Nabarangpur	Nabarngpur	TOWN NO-2	BHANDARAGHARANI	315	3-PH	1	1	1	1		
131	Jeypore	NED	Nabarangpur	Nabarngpur	TOWN NO-1	VIP COLONY	250	3-PH	1	1	1	1		
132	Jeypore	NED	Nabarangpur	Nabarngpur	TOWN NO-1	BUS STAND	250	3-PH			1			
133	Jeypore	NED	Nabarangpur	Nabarngpur	TOWN NO-2	SENAPATI SAHI	250	3-PH	1	1	1	1		
134	Jeypore	NED	Nabarangpur	Nabarngpur	TOWN NO-2	MEDICAL	250	3-PH			1			
135	Jeypore	NED	Nabarangpur	Nabarngpur	TOWN NO-1	ICHABATIGUDA	100	3-PH	1	1	1			
136	Jeypore	NED	Nabarangpur	Nabarngpur	TOWN NO-1	GORAMUNDA	100	3-PH			1			
137	Jeypore	NED	Nabarangpur	Nabarngpur	CHUTIAGUDA	GADWAGUDA	200	3-PH	1	1	1			
138	Jeypore	NED	Nabarangpur	Nabarngpur	TOWN NO-1	RMC	100	3-PH	1	1	1			
139	Jeypore	NED	Nabarangpur	Nabarngpur	TOWN NO-1	BHATSALGUDA	100	3-PH	1	1	1			
140	Jeypore	NED	Nabarangpur	Nabarngpur	TOWN NO-1	RCD HIGH SCOOL	100	3-PH	1	1	1			
141	Jeypore	NED	UMERKOTE	Umerkot	Umerkot Town	RAM MANDIR	500	3-PH			1			
142	Jeypore	NED	UMERKOTE	Umerkot	Umerkot Town	TIKIRIA SAHI	315	3-PH			1			
143	Jeypore	NED	UMERKOTE	Umerkot	Umerkot Town	KALYANI MANDAPA KANDAGAM ROAD	315	3-PH	1	1	1	1		
144	Jeypore	NED	UMERKOTE	Umerkot	Umerkot Town	KUSUM GUDA	250	3-PH	1	1	1	1		1
145	Jeypore	NED	UMERKOTE	Umerkot	Umerkot Town	JAGANNATH MANDIRA	250	3-PH	1	1	1	1		
146	Jeypore	NED	UMERKOTE	Umerkot	Umerkot Town	UV 4	100	3-PH	1	1	1			1
147	Jeypore	NED	UMERKOTE	Umerkot	Umerkot Town	TIKIRIA SAHI	100	3-PH			1			
148	Jeypore	NED	UMERKOTE	Umerkot	Umerkot Town	GUDI SAHI	100	3-PH	1	1	1			
149	Jeypore	NED	UMERKOTE	Umerkot	Umerkot Town	SWAIN COLONY	100	3-PH	1	1	1			
150	Jeypore	NED	UMERKOTE	Umerkot	Umerkot Town	MANGALA MANDIRA	100	3-PH	1	1	1			
151	Jeypore	NED	UMERKOTE	Umerkot	Umerkot Town	JHARIGAM ROAD	100	3-PH	1	1	1			
152	Jeypore	NED	UMERKOTE	Umerkot	Umerkot Town	DANGIRI SAHI	100	3-PH	1	1	1			
153	Jeypore	NED	UMERKOTE	Umerkot	Umerkot Town	PENDARI MANDIRA	100	3-PH	1	1	1			1
154	Jeypore	NED	UMERKOTE	Umerkot	Umerkot Town	DEPAGUDA	100	3-PH	1	1	1			
155	Jeypore	NED	UMERKOTE	Umerkot	Umerkot Town	GATIGUDA	100	3-PH			1			
156	Jeypore	NED	UMERKOTE	Umerkot	Umerkot Town	HATA PADA	100	3-PH	1	1	1			

Location Sl. No. 24

LOCATION OF DSS REFURBISHMENT

S. NO.	NAME OF CIRCLE	NAME OF DIVISION	NAME OF SUB-DIVISION	NAME OF SECTION	11kV FEEDER NAME	NAME OF DSS	DSS RATING IN (kVA)	PHASE	HG FUSE (Set)	AB SWITCH (Set)	LA (Set)	EARTHING (Nos.)	PLINTH (Nos.)	DP Required (Set)
157	Jeypore	NED	UMERKOTE	Umerkot	Umerkot Town	DURGA GUDA	100	3-PH	1	1	1			
158	Jeypore	NED	UMERKOTE	Umerkot	Umerkot Town	DARGA GUDA	100	3-PH	1	1	1			
159	Jeypore	NED	UMERKOTE	Umerkot	Umerkot Town	UV 4- 2	100	3-PH	1	1	1			
160	Jeypore	KED	KORAPUT	KORAPUT NO-1	KORAPUT NO-1	PHD OFFICE	250	3-PH	1	1	1		1	
161	Jeypore	KED	KORAPUT	KORAPUT NO-1	KORAPUT NO-1	HP PETROLPUMP	250	3-PH			1		1	
162	Jeypore	KED	KORAPUT	KORAPUT NO-1	KORAPUT NO-1	KUKUDA FARM	250	3-PH			1		1	
163	Jeypore	KED	KORAPUT	KORAPUT NO-1	KORAPUT NO-3	BHANDI SAHI	500	3-PH	1	1	1	1	1	
164	Jeypore	NED	Nabarangpur	Nabarngpur	NABARANGPUR TOWN-2	KOIGUDA 3	63	3-PH	1	1	1			
165	Jeypore	NED	Nabarangpur	Nabarngpur	NABARANGPUR TOWN-2	DARUBAND SAHI	100	3-PH	1	1	1			
166	Jeypore	NED	Nabarangpur	Nabarngpur	NABARANGPUR TOWN-2	MISSION COMPOUND	100	3-PH	1	1	1			
167	Jeypore	NED	Nabarangpur	Nabarngpur	NABARANGPUR TOWN-2	BHAGABATI SAHI	100	3-PH	1	1	1		1	
168	Jeypore	NED	Nabarangpur	Nabarngpur	NABARANGPUR TOWN-2	KOIGUDA 2	63	3-PH	1	1	1			
169	Jeypore	NED	Nabarangpur	Nabarngpur	NABARANGPUR TOWN-2	JUDGE RESIDENCE	63	3-PH	1	1	1			
170	Jeypore	NED	Nabarangpur	Nabarngpur	ABARANGPUR TOWN	DISTRICT HQ HOSPITAL 2	315	3-PH	1	1	1	1		
171	Jeypore	NED	Nabarangpur	Nabarngpur	NABRANGPUR TOWN-	BUS STAND 2	25	3-PH	1	1	1			
172	Jeypore	NED	Nabarangpur	Nabarngpur	NABRANGPUR TOWN-	GANDHINAGAR 3	100	3-PH	1	1	1			1
173	Jeypore	NED	Nabarangpur	Nabarngpur	NABRANGPUR TOWN-	NEAR WOMENS COLLEGE 1	500	3-PH	1	1	1	1		1
174	Jeypore	NED	Nabarangpur	Nabarngpur	NABRANGPUR TOWN-	GORAMUNDA	100	3-PH			1			
175	Jeypore	NED	Nabarangpur	Nabarngpur	NABRANGPUR TOWN-	GANDHINAGAR 4	100	3-PH	1	1	1			1
176	Jeypore	NED	Nabarangpur	Nabarngpur	NABRANGPUR TOWN-	CHINA MARKET 2	100	3-PH	1	1	1			1
177	Jeypore	JED	JESD-1	JEYPORE-3	JEYPORE NO.1	HANUMAN TEMPLE	100	3-PH	1	1	1			1
178	Jeypore	JED	JESD-1	JEYPORE-3	JEYPORE-2	BOXI	500	3-PH	1	1	1	1		1
179	Jeypore	NED	UMERKOTE	UMERKOTE	UMERKOTE TOWN	KUSUMGUDA	250	3-PH	1	1	1	1		1
180	Jeypore	NED	UMERKOTE	UMERKOTE	UMERKOTE TOWN	JN MILL	315	3-PH	1	1	1	1		1
181	Jeypore	NED	UMERKOTE	UMERKOTE	UMERKOTE TOWN	POLICE PHANDI	100	3-PH	1	1	1			1
182	Jeypore	NED	UMERKOTE	UMERKOTE	UMERKOTE TOWN	RAM MANDIR	500	3-PH			1			
183	Jeypore	NED	UMERKOTE	UMERKOTE	UMERKOTE TOWN	SUKHUA SAHI	100	3-PH	1	1	1			1
184	Jeypore	NED	UMERKOTE	UMERKOTE	UMERKOTE TOWN	GATIGUDA	100	3-PH			1			
185	Jeypore	NED	UMERKOTE	UMERKOTE	UMERKOTE TOWN	UV 4	100	3-PH	1	1	1			1
186	Jeypore	NED	UMERKOTE	UMERKOTE	UMERKOTE TOWN	TUPARBEDA	100	3-PH	1	1	1			1
187	Jeypore	NED	UMERKOTE	UMERKOTE	UMERKOTE TOWN	PANDRANI MANDIR ROAD SIDE	100	3-PH	1	1	1			1
188	Jeypore	NED	UMERKOTE	UMERKOTE	UMERKOTE TOWN	BLOCK OFFICE	100	3-PH	1	1	1			1
189	Jeypore	NED	UMERKOTE	UMERKOTE	UMERKOTE TOWN	PARK	63	3-PH	1	1	1			1
190	Jeypore	NED	UMERKOTE	UMERKOTE	UMERKOTE TOWN	JHARIGAON ROAD NEAR TOWER	100	3-PH	1	1	1			1
191	Bhanjanagar	BNED	Bhanjanagar-I	ESO-I	Bhanjanagar Town	Agajhola Rwss	25	3-PH	1		1			
192	Bhanjanagar	BNED	Bhanjanagar-I	ESO-I	Bhanjanagar Town	Sankhasahi	500	3-PH	1	1	1	1		1
193	Bhanjanagar	BNED	Bhanjanagar-I	ESO-I	Bhanjanagar Town	Police Station	100	3-PH			1			
194	Bhanjanagar	BNED	Bhanjanagar-I	ESO-I	Bhanjanagar Town	Bypass Masani	315	3-PH	1	1	1	1		1
195	Bhanjanagar	BNED	Bhanjanagar-I	ESO-I	Bhanjanagar Town	Town Hall	500	3-PH	1	1	1	1		1

Location Sl. No. 24

LOCATION OF DSS REFURBISHMENT

S. NO.	NAME OF CIRCLE	NAME OF DIVISION	NAME OF SUB-DIVISION	NAME OF SECTION	11kV FEEDER NAME	NAME OF DSS	DSS RATING IN (kVA)	PHASE	HG FUSE (Set)	AB SWITCH (Set)	LA (Set)	EARTHING (Nos.)	PLINTH (Nos.)	DP Required (Set)
196	Bhanjanagar	BNED	BELLAGUNTHA	BELLAGUNTHA	TOWN FEEDER	KOLISAHI 1	250	3-PH	1	1	1	1		1
197	Bhanjanagar	BNED	BELLAGUNTHA	BELLAGUNTHA	TOWN FEEDER	KOLISAHI 25	250	3-PH	1	1	1	1		1
198	Bhanjanagar	BNED	BELLAGUNTHA	BELLAGUNTHA	TOWN FEEDER	PENTASAHI	500	3-PH	1	1	1	1		1
199	Bhanjanagar	BNED	BELLAGUNTHA	BELLAGUNTHA	TOWN FEEDER	PENTASAHI	100	3-PH	1	1	1			1
200	Bhanjanagar	BNED	BELLAGUNTHA	BELLAGUNTHA	TOWN FEEDER	DHANJAPALLI	100	3-PH	1	1	1			1
201	Bhanjanagar	BNED	BELLAGUNTHA	BELLAGUNTHA	TOWN FEEDER	BLOCK FIELD	100	3-PH	1	1	1			1
202	Bhanjanagar	BNED	BELLAGUNTHA	BELLAGUNTHA	TOWN FEEDER	ALIASAHI	250	3-PH	1	1	1	1		1
203	Bhanjanagar	BNED	BELLAGUNTHA	BELLAGUNTHA	TOWN FEEDER	GOPINATH SAHI	100	3-PH	1	1	1			1
204	Bhanjanagar	BNED	BELLAGUNTHA	BELLAGUNTHA	TOWN FEEDER	TAHASIL OFFICE	25	3-PH	1	1	1			1
205	Bhanjanagar	BNED	BELLAGUNTHA	BELLAGUNTHA	TOWN FEEDER	SUTUMSARA ROAD	100	3-PH	1	1	1			1
206	Bhanjanagar	BNED	SORADA	SORADA	TOWN	Soroda Kabiraj Sahi	100	3-PH	1	1	1			1
207	Bhanjanagar	BNED	SORADA	SORADA	TOWN	Baradi Kali Sahi	100	3-PH	1	1	1			1
208	BHANJANAGAR	BOED	MANAMUNDA	MANAMUNDA	AMBAGAON	BANDHAGORA	63	3-PH	1	1	1			1
209	BHANJANAGAR	BOED	MANAMUNDA	MANAMUNDA	MANIKPUR	BARAGAON	63	3-PH	1	1	1			1
210	BHANJANAGAR	BOED	MANAMUNDA	MANAMUNDA	KANTAMAL	KANTAMAL Tehsil	250	3-PH	1	1	1			
211	BHANJANAGAR	BOED	MANAMUNDA	MANAMUNDA	KANTAMAL	kANTAMAL High School	100	3-PH	1	1	1			
212	BHANJANAGAR	BOED	MANAMUNDA	MANAMUNDA	KANTAMAL	Kantamal Hatapadar	100	3-PH			1			
213	BHANJANAGAR	BOED	MANAMUNDA	MANAMUNDA	KANTAMAL	Kantamal Hatapadar	250	3-PH			1			
214	BHANJANAGAR	BOED	MANAMUNDA	MANAMUNDA	KANTAMAL	Kalrakotha	100	3-PH	1	1	1			
215	BHANJANAGAR	BOED	MANAMUNDA	MANAMUNDA	KANTAMAL	Badachhapapali	100	3-PH			1			
216	BHANJANAGAR	BOED	MANAMUNDA	MANAMUNDA	SULIA	RUNDIMAHAL	63	3-PH	1	1	1			
217	BHANJANAGAR	BOED	MANAMUNDA	MANAMUNDA	SULIA	PALSAGORA	63	3-PH	1	1	1			
218	BHANJANAGAR	BOED	MANAMUNDA	Baunsuni	Janapanka	Polam	100	3-PH	1	1	1			
219	BHANJANAGAR	BOED	MANAMUNDA	Baunsuni	Dahya-1	Ainlapali	250	3-PH	1	1	1	1		
220	BHANJANAGAR	BOED	BOUDH	BOUDH	BOUDH TOWN-II	CINEMA HALL	100	3-PH	1	1	1			1
221	BHANJANAGAR	BOED	BOUDH	BOUDH	BOUDH TOWN-I	Forest Chhak	100	3-PH	1	1	1			1
222	BHANJANAGAR	BOED	BOUDH	BOUDH	BOUDH TOWN-II	Muslimpada	100	3-PH	1	1	1			1
223	BHANJANAGAR	BOED	BOUDH	BOUDH	BOUDH TOWN-II	panipanchayat	100	3-PH	1	1	1			1
224	BHANJANAGAR	BOED	BOUDH	BOUDH	BOUDH TOWN-I	Maulsinga	100	3-PH	1	1	1			1
225	BHANJANAGAR	BOED	BOUDH	BOUDH	BOUDH TOWN-I	Revenue colony	100	3-PH	1	1	1			1
226	BHANJANAGAR	BOED	BOUDH	BOUDH	BAGHIAPADA	Baghiapada market	100	3-PH	1	1	1			1
227	BHANJANAGAR	BOED	BOUDH	BOUDH	BOUDH TOWN-II	Old Jail	315	3-PH	1	1	1	1		1
228	BHANJANAGAR	BOED	BOUDH	BOUDH	BOUDH TOWN-II	RD colony	100	3-PH	1	1	1			1
229	BHANJANAGAR	BOED	BOUDH	BOUDH	BOUDH TOWN-I	Rajanpali	100	3-PH	1	1	1			1
230	Bhanjanagar	PED	G.UDAYAGIRI	G.UDAYAGIRI	GRESINGIA	BADIMUNDA	100	3-PH	1	1	1			1
231	Bhanjanagar	PED	G.UDAYAGIRI	G.UDAYAGIRI	GRESINGIA	KUPUDASAI	25	3-PH			1			1
232	Bhanjanagar	PED	G.UDAYAGIRI	G.UDAYAGIRI	GRESINGIA	BILABADA	25	3-PH			1			1
233	Bhanjanagar	PED	G.UDAYAGIRI	G.UDAYAGIRI	GRESINGIA	BANDAGUDA	25	3-PH			1			1
234	Bhanjanagar	PED	G.UDAYAGIRI	G.UDAYAGIRI	GRESINGIA	ADASKUPA	63	3-PH	1	1	1			1

Location Sl. No. 24

LOCATION OF DSS REFURBISHMENT

S. NO.	NAME OF CIRCLE	NAME OF DIVISION	NAME OF SUB-DIVISION	NAME OF SECTION	11kV FEEDER NAME	NAME OF DSS	DSS RATING IN (kVA)	PHASE	HG FUSE (Set)	AB SWITCH (Set)	LA (Set)	EARTHING (Nos.)	PLINTH (Nos.)	DP Required (Set)
235	Bhanjanagar	PED	G.UDAYAGIRI	G.UDAYAGIRI	GRESINGIA	LIMAPADA	25	3-PH			1			1
236	Bhanjanagar	PED	G.UDAYAGIRI	G.UDAYAGIRI	GRESINGIA	RATINGIA	25	3-PH			1			1
237	Bhanjanagar	PED	G.UDAYAGIRI	G.UDAYAGIRI	GRESINGIA	DHANGADAMAHA	25	3-PH			1			1
238	Bhanjanagar	PED	G.UDAYAGIRI	G.UDAYAGIRI	GRESINGIA	BREKA	25	3-PH			1			1
239	Bhanjanagar	PED	G.UDAYAGIRI	G.UDAYAGIRI	GRESINGIA	RUDAPIDINGIA	25	3-PH			1			1
240	Bhanjanagar	PED	G.UDAYAGIRI	G.UDAYAGIRI	GRESINGIA	NUASAHI	25	3-PH			1			1
241	Bhanjanagar	PED	G.UDAYAGIRI	G.UDAYAGIRI	GRESINGIA	ALINGASA	25	3-PH			1			1
242	Bhanjanagar	PED	G.UDAYAGIRI	G.UDAYAGIRI	GRESINGIA	JATIGUDA	25	3-PH			1			1
243	Bhanjanagar	PED	G.UDAYAGIRI	G.UDAYAGIRI	TOWN-1	BADASAHI	250	3-PH	1	1	1	1		1
244	Bhanjanagar	PED	G.UDAYAGIRI	G.UDAYAGIRI	TOWN-1	SRIRAM PADA	250	3-PH	1	1	1	1		1
245	Bhanjanagar	PED	G.UDAYAGIRI	G.UDAYAGIRI	TOWN -2	KANBAGIRI	100	3-PH	1	1	1			1
246	Bhanjanagar	PED	G.UDAYAGIRI	G.UDAYAGIRI	TOWN-2	KALYANIMANDAP	250	3-PH	1	1	1	1		1
247	Bhanjanagar	PED	G.UDAYAGIRI	G.UDAYAGIRI	GRESINGIA	BAIBALI	25	3-PH			1			1
248	Rayagada	PKED	R.UDAYGIRI	KHAJURIPADA	TITISING	TITISING	63	3-PH			1			
249	Rayagada	PKED	R.UDAYGIRI	KHAJURIPADA	HEAD QUARTER	SKILL DEVLOPEMENT ITI	25	3-PH			1			
250	Rayagada	PKED	R.UDAYAGIRI	R.UDAYAGIRI	TABARSING	PARISALA	100	3-PH			1			
251	Rayagada	PKED	R.UDAYAGIRI	R.UDAYAGIRI	CHELIGADA	RANALAI	100	3-PH			1			
252	Rayagada	PKED	R.UDAYAGIRI	R.UDAYAGIRI	R.UDAYAGIRI TOWN	SUBJAIL	100	3-PH			1			
253	Rayagada	PKED	R.UDAYAGIRI	R.UDAYAGIRI	R.UDAYAGIRI TOWN	ICE FACTORY	63	3-PH			1			
254	Rayagada	PKED	R.UDAYAGIRI	R.UDAYAGIRI	CHELIGADA	KHAMARISAHI	63	3-PH			1			
255	Rayagada	PKED	R.UDAYAGIRI	R.UDAYAGIRI	CHELIGADA	CHELAGADA	100	3-PH			1			
256	Rayagada	PKED	R.UDAYAGIRI	R.UDAYAGIRI	SAMBALPUR	N JHALARSING	63	3-PH			1			
257	Rayagada	PKED	R.UDAYAGIRI	R.UDAYAGIRI	SAMBALPUR	UDAYAPUR	63	3-PH			1			
258	Rayagada	PKED	R.UDAYAGIRI	R.UDAYAGIRI	RAMAGIRI TOWN	RAMAGIRI POLICE STATION	100	3-PH			1			
259	Rayagada	PKED	R.UDAYAGIRI	R.UDAYAGIRI	CHELIGADA	CHELIGADA MEDICAL	100	3-PH			1			
260	Rayagada	PKED	R.UDAYAGIRI	R.UDAYAGIRI	SAMBALPUR	SAMBALPUR	63	3-PH			1			
261	Rayagada	PKED	Mohana	Chandragiri	Antaraba	Juba	63	3-PH			1			
262	Rayagada	PKED	Mohana	Chandragiri	Mahendragada	Jeeranga	100	3-PH			1			
263	Rayagada	PKED	Mohana	Chandragiri	Antaraba	Bariabandha	63	3-PH			1			
264	Rayagada	RED	Bissamcuttack	Bissamcuttack	Bissamcuttack Town	No.-2	100	3-PH			1			
265	Rayagada	RED	Bissamcuttack	Bissamcuttack	Bissamcuttack Town	No.-1	100	3-PH			1			
266	Rayagada	RED	Bissamcuttack	Bissamcuttack	Durgi	Bhaleri	100	3-PH			1			
267	Rayagada	RED	Bissamcuttack	Bissamcuttack	Durgi	MM Rice mill	100	3-PH			1			
268	RAYAGADA	RED	RAYAGADA	JK PUR	KOLNARA	ASHRAM SCHOOL	100	3-PH			1	1		
269	RAYAGADA	RED	RAYAGADA	JK PUR	KOLNARA	ANAKABADI	100	3-PH			1	1		
270	RAYAGADA	RED	RAYAGADA	JK PUR	JK PUR	MAHIMAPADA	100	3-PH			1	1		
271	RAYAGADA	RED	RAYAGADA	JK PUR	PENTA	PENTA	100	3-PH			1			
272	RAYAGADA	RED	RAYAGADA	JK PUR	T KOLNARA	MUNISING OLIC	100	3-PH			1			
273	Rayagada	RED	Therubali	Kasipur	Chandragiri	Chandragiri	100	3-PH			1			

Location Sl. No. 24

LOCATION OF DSS REFURBISHMENT

S. NO.	NAME OF CIRCLE	NAME OF DIVISION	NAME OF SUB-DIVISION	NAME OF SECTION	11kV FEEDER NAME	NAME OF DSS	DSS RATING IN (kVA)	PHASE	HG FUSE (Set)	AB SWITCH (Set)	LA (Set)	EARTHING (Nos.)	PLINTH (Nos.)	DP Required (Set)
274	Rayagada	RED	Therubali	Kasipur	Kasipur Town	PHD	100	3-PH			1			
275	Rayagada	RED	Therubali	Kasipur	Tikiri Town	RailwayRoad	100	3-PH			1			
276	Rayagada	RED	Therubali	Kasipur	Tikiri Town	GaagaSahoo Mill	250	3-PH			1			
277	Rayagada	RED	Therubali	Kasipur	Tikiri Town	Ushapada	100	3-PH			1			
278	Rayagada	RED	Therubali	Kasipur	Nuapada Town	Dwimundi	150	3-PH			1			
279	Rayagada	RED	Therubali	Kasipur	Kucheipadar	D Koral	250	3-PH			1			
280	Rayagada	RED	Therubali	Kasipur	Kucheipadar	Dongasil Market	100	3-PH			1			
281	Rayagada	RED	Therubali	Kasipur	Gorakhpur	Renga	100	3-PH			1			
282	Rayagada	RED	Bissamcuttack	Muniguda	Station Dahikhala	Station Dahikhala	100	3-PH			1			
283	Rayagada	RED	Bissamcuttack	Muniguda	Bhairabagada	Bhairabagada	200	3-PH			1			
284	Rayagada	RED	Bissamcuttack	Muniguda	Bhairabagada	Kumudabali Kumbharsahi	100	3-PH			1			
285	Rayagada	RED	Bissamcuttack	Muniguda	Bhairabagada	Kamalabada	100	3-PH			1			
286	Rayagada	RED	Bissamcuttack	Muniguda	Dahikhala Back	Hata Dahikhala	100	3-PH			1			
287	Rayagada	RED	Bissamcuttack	Muniguda	Ambadola Rural	CRPF camp Raghubari	100	3-PH			1			
288	Rayagada	GED	Gumuda	Gumuda	Kujendri	Kujendri-2	100	3-PH			1			
289	Rayagada	GED	Gumuda	Gumuda	Kujendri	Pandrathali	100	3-PH			1			
290	Rayagada	GED	Gumuda	Gumuda	Gumuda	Bhamini -1 IRB	100	3-PH			1			
291	Rayagada	GED	Gumuda	Gumuda	Gumuda	Bhamini -2 IRB	100	3-PH			1			
292	Rayagada	GED	Gumuda	Gumuda	Subdrapur	Bharaley	100	3-PH			1			
293	Rayagada	GED	Gumuda	Gumuda	Subdrapur	Ukamba guda	100	3-PH			1			
294	Rayagada	GED	Gumuda	Gumuda	Subdrapur	IRBN	100	3-PH			1			
295	Rayagada	GED	Gumuda	Gumuda	Naira	G lakshmi pur	100	3-PH			1			
296	Rayagada	GED	Gunupur	GUNUPUR TOWN	GUNUPUR TOWN	IN FRONT OF CHAIRMAN HOUSE	100	3-PH			1			
297	Rayagada	GED	Gunupur	GUNUPUR TOWN	GUNUPUR TOWN	OLD GUNUPUR CHOWAK NEAR FREST SHEAD	100	3-PH			1			
298	Rayagada	GED	Gunupur	GUNUPUR TOWN	Court	Infront of fire station	100	3-PH			1			
299	Rayagada	GED	Gunupur	GUNUPUR TOWN	Court	Infront of Nimrantran KALYAN mandap	100	3-PH			1			
300	Rayagada	GED	Gunupur	GUNUPUR TOWN	GUNUPUR TOWN	Infront of Matyalama Mandir	100	3-PH			1			
301	Aska	AED-II	K.S. Nagar	K.S. Nagar	Bolosara	Bolosara Nadiatota Sahi	63	3-PH			1			
302	Aska	AED-II	Buguda	Buguda	Manitara	Kandarai	10	1-PH			1			
303	Aska	AED-II	Buguda	Buguda	Golia	Bhamasialia Kali Temple	25	3-PH			1			
304	Aska	AED-II	Buguda	Balipadar	Pangidi	P. D. Pur Gouda Sahi	25	3-PH			1			
305	Aska	AED-II	Buguda	Balipadar	Pangidi	Kanchuru	25	3-PH			1			
306	Aska	AED-II	Buguda	Balipadar	A. Kardabadi	Vistapi Nagar	10	1-PH			1			
307	Aska	AED-II	Buguda	Balipadar	Pangidi	16kva Sankulei	16	1-PH			1			
308	Aska	AED-II	Buguda	Balipadar	Pangidi	Antrapada High school 16kva	16	1-PH			1			
309	Aska	AED-II	Buguda	Balipadar	Pangidi	Pangid cutpont to Kanchuru	16	1-PH			1			
310	Aska	AED-II	Buguda	Balipadar	Pangidi	Vrindavan Palli	16	1-PH			1			
311	Aska	AED-II	Buguda	Buguda	Manitara	Boroda Sahi	10	1-PH			1			
312	Aska	AED-II	Buguda	Buguda	Manitara	Digi	10	1-PH			1			

Location Sl. No. 24

LOCATION OF DSS REFURBISHMENT

S. NO.	NAME OF CIRCLE	NAME OF DIVISION	NAME OF SUB-DIVISION	NAME OF SECTION	11kV FEEDER NAME	NAME OF DSS	DSS RATING IN (kVA)	PHASE	HG FUSE (Set)	AB SWITCH (Set)	LA (Set)	EARTHING (Nos.)	PLINTH (Nos.)	DP Required (Set)
313	Aska	AED-II	Buguda	Buguda	Manitara	Makrapalli	10	1-PH			1			
314	Aska	AED-II	Buguda	Buguda	Manitara	Mangrajpur	10	1-PH			1			
315	Aska	AED-II	Buguda	Buguda	Manitara	Bedakhala	16	1-PH			1			
316	Aska	AED-II	Buguda	Buguda	Manitara	Poko Sunga	16	1-PH			1			
317	Aska	AED-II	Buguda	Buguda	Manitara	Kantabani	16	1-PH			1			
318	Aska	AED-II	Buguda	Buguda	Motabadi	Dakrabadi Chakka	16	1-PH			1			
319	Aska	AED-II	Buguda	Buguda	Golia	Marai Palii to Tara sara	16	1-PH			1			
320	Aska	AED-II	K.S. Nagar	K. S. Nagar	Bolosara	Baliasara-Baurisahi	16	1-PH			1			
321	Berhampur	HED	Sheragada	Pattapur	Adapada	Dengadi Dhrsasahi	63	3-PH			1			
322	Berhampur	PSED	PURUSHOTTAMPUR	PURUSHOTTAMPUR	PANDIA	Langaleswra	100	3-PH			1			
323	Berhampur	PSED	PURUSHOTTAMPUR	PURUSHOTTAMPUR	PANDIA	Kolasing	100	3-PH			1			
324	Berhampur	PSED	PURUSHOTTAMPUR	PURUSHOTTAMPUR	PANDIA	Chatamundali	63	3-PH			1			
325	Berhampur	PSED	PURUSHOTTAMPUR	PURUSHOTTAMPUR	PANDIA	Panadarakholi	63	3-PH			1			
326	Berhampur	PSED	PURUSHOTTAMPUR	PURUSHOTTAMPUR	PANDIA	Pandia	100	3-PH			1			
327	Berhampur	PSED	PURUSHOTTAMPUR	PURUSHOTTAMPUR	PANDIA	Morabai	100	3-PH			1			
328	Berhampur	PSED	PURUSHOTTAMPUR	PURUSHOTTAMPUR	PANDIA	Morabai	63	3-PH			1			
329	Berhampur	PSED	PURUSHOTTAMPUR	PURUSHOTTAMPUR	ACHULI	Handighara	100	3-PH			1			
330	Berhampur	PSED	PURUSHOTTAMPUR	PURUSHOTTAMPUR	ACHULI	Jaleswarakhandi	100	3-PH			1			
331	Berhampur	PSED	PURUSHOTTAMPUR	PURUSHOTTAMPUR	ACHULI	Pratapur	100	3-PH			1			
332	Berhampur	PSED	PURUSHOTTAMPUR	PURUSHOTTAMPUR	BALIA	Aladigaon	100	3-PH			1			
333	Berhampur	PSED	PURUSHOTTAMPUR	PURUSHOTTAMPUR	BALIA	Bhunabhuin	100	3-PH			1			
334	Berhampur	PSED	PURUSHOTTAMPUR	PURUSHOTTAMPUR	BALIA	Balasinghpali	63	3-PH			1			
335	Berhampur	PSED	PURUSHOTTAMPUR	PURUSHOTTAMPUR	BALIA	Umari	100	3-PH			1			
336	Berhampur	PSED	Polasara	Polasara	Balichai	Jenapur	126	3-PH			1			
337	Berhampur	PSED	Polasara	Polasara	Polasara Rural	J Dengapadara	100	3-PH			1			
338	Berhampur	PSED	Polasara	Polasara	Polasara Rural	Dhaumala	25	3-PH			1			
339	Berhampur	PSED	Polasara	Polasara	Polasara Rural	Ustapada	100	3-PH			1			
340	Berhampur	PSED	Polasara	Polasara	Polasara Rural	Ustapada Rwss	25	3-PH			1			
341	Berhampur	PSED	Polasara	Polasara	Polasara Rural	Mardarajpur Rwss	25	3-PH			1			
342	Berhampur	PSED	Polasara	Polasara	Polasara Rural	Patan Sahi	100	3-PH			1			
343	Berhampur	PSED	Polasara	Polasara	Polasara Town	Patigarh	100	3-PH			1			
344	Berhampur	PSED	Polasara	Polasara	Polasara Town	Telephone Exchange	25	3-PH			1			
345	Berhampur	PSED	Polasara	Polasara	Polasara Town	Balighai	100	3-PH			1			
346	Berhampur	PSED	Polasara	Polasara	Polasara Town	Rameswar Phd	63	3-PH			1			
347	Berhampur	PSED	Polasara	Polasara	Polasara Town	Dhanie Phd	63	3-PH			1			
348	Berhampur	PSED	Polasara	Polasara	Belagaon	Chandipur	100	3-PH			1			
349	Berhampur	PSED	Polasara	Polasara	Belagaon	Chandipur Mill Chawk	100	3-PH			1			
350	Berhampur	PSED	Polasara	Polasara	Belagaon	Belagaon Khodala	63	3-PH			1			
351	Berhampur	PSED	Polasara	Polasara	Belagaon	Ghotali	100	3-PH			1			
352	Berhampur	PSED	Polasara	Polasara	Belagaon	Baghadi	100	3-PH			1			
353	Berhampur	PSED	Polasara	Polasara	Belagaon	Mansila Rwss	25	3-PH			1			
354	Berhampur	PSED	Polasara	Polasara	Belagaon	Budhesuni	200	3-PH			1			
355	Berhampur	PSED	Polasara	Polasara	Belagaon	Baghdi Siva Mandir	100	3-PH			1			
356	Berhampur	PSED	Polasara	Polasara	Belagaon	Belagaon Olic	100	3-PH			1			
357	Berhampur	PSED	Polasara	Polasara	Belagaon	Maa Naikani Olic	25	3-PH			1			
358	Berhampur	PSED	Polasara	Polasara	Belagaon	Gopi Nath Pani Panchayat	25	3-PH			1			
359	Berhampur	PSED	Polasara	Polasara	Belagaon	Belagaon Rwss	100	3-PH			1			
360	Berhampur	PSED	Polasara	Polasara	Belagaon	Bubaneswar Pp	25	3-PH			1			
361	Berhampur	PSED	Polasara	Polasara	Belagaon	Kartiekeswar Pp	25	3-PH			1			
362	Berhampur	PSED	Purusottampur	Taratarani	aratarani Junction Feed	63KVA Nala Sikharpur	63	3-PH			1			
363	Berhampur	PSED	Purusottampur	Taratarani	aratarani Junction Feed	16KVA Nilakantha Nagar	16	1-PH			1			
364	Berhampur	PSED	Purusottampur	Taratarani	aratarani Junction Feed	63KVA Nala Kajufactory	63	3-PH			1			
365	Berhampur	PSED	Purusottampur	Taratarani	Ranjhali Feeder	Shiva temple	100	3-PH	1	1	1			
366	Berhampur	PSED	Purusottampur	Taratarani	Ranjhali Feeder	25KVA Mukundapur	25	3-PH			1			
367	Berhampur	PSED	Purusottampur	Taratarani	Ranjhali Feeder	63KVA Keshpur	63	3-PH			1			
368	Berhampur	PSED	Purusottampur	Taratarani	Bhatakumarada Feeder	100KVA Sasonapalli	100	3-PH	1	1	1			

Location Sl. No. 24

LOCATION OF DSS REFURBISHMENT

S. NO.	NAME OF CIRCLE	NAME OF DIVISION	NAME OF SUB-DIVISION	NAME OF SECTION	11kV FEEDER NAME	NAME OF DSS	DSS RATING IN (kVA)	PHASE	HG FUSE (Set)	AB SWITCH (Set)	LA (Set)	EARTHING (Nos.)	PLINTH (Nos.)	DP Required (Set)
369	Berhampur	PSED	Purusottampur	Taratarani	Bhatakumarada Feeder	16kvA Nuapalli	16	1-PH			1			
370	Berhampur	PSED	Purusottampur	Taratarani	Bhatakumarada Feeder	16KVA Bidhara	16	1-PH			1			
371	Berhampur	PSED	Purusottampur	Taratarani	Bhatakumarada Feeder	100KVA Adarsha Vidyalaya	100	3-PH			1			
372	Berhampur	PSED	Purusottampur	Taratarani	Bhatakumarada Feeder	63kVA Callage chaka	63	3-PH			1			
373	Berhampur	PSED	Purusottampur	Taratarani	Bhatakumarada Feeder	100 KVA Kenal Road	100	3-PH			1			
374	Berhampur	PSED	Purusottampur	Taratarani	Bhatakumarada Feeder	Sgunapalli 63KVA	63	3-PH			1			
375	Berhampur	PSED	Purusottampur	Taratarani	Bhatakumarada Feeder	Taranipalli 100KVA	100	3-PH			1			
376	Berhampur	PSED	Purusottampur	Taratarani	Bhatakumarada Feeder	Taranipalli 25KVA	25	3-PH			1			
377	Berhampur	PSED	Purusottampur	Taratarani	Bhatakumarada Feeder	Nimapalli 63KVA	63	3-PH			1			
378	Berhampur	PSED	Purusottampur	Taratarani	Bhatakumarada Feeder	Bhatakumarada Medical 100KVA	100	3-PH	1	1	1			
379	Berhampur	PSED	Purusottampur	Taratarani	Jamuni Feeder	Etabhati 63KVA	63	3-PH			1			
380	Berhampur	PSED	Purusottampur	Taratarani	Jamuni Feeder	Hundata OLIC 25KVA	25	3-PH			1			
381	Berhampur	PSED	Purusottampur	Taratarani	Jamuni Feeder	DN Pur 100KVa DTR	100	3-PH			1			
382	Berhampur	PSED	Purusottampur	Taratarani	Jamuni Feeder	Burtulu Bagada PLI 63KVA DTR	63	3-PH			1			
383	Berhampur	PSED	Purusottampur	Taratarani	Jamuni Feeder	Burtulu Kanabagada DTR 63KVa	63	3-PH			1			
384	Berhampur	PSED	Purusottampur	Taratarani	Jamuni Feeder	Khosallapalli 63KVA Sahapur Road	63	3-PH			1			
385	Berhampur	PSED	Purusottampur	Taratarani	Sunathara Feeder	Brahmana Sahi 63KV	63	3-PH			1			
386	Berhampur	PSED	Purusottampur	Taratarani	Sunathara Feeder	Padmabati 100KVa	100	3-PH			1			
387	Berhampur	PSED	Purusottampur	Taratarani	Sunathara Feeder	Palliama 100KVA	100	3-PH			1			
388	Berhampur	PSED	Purusottampur	Taratarani	Solaghara Feeder	Upandevi 25KVa	25	3-PH			1			
389	Berhampur	PSED	Purusottampur	Taratarani	Solaghara Feeder	Narsinghapur 100KVa	100	3-PH			1			
390	Berhampur	PSED	Purusottampur	Taratarani	Solaghara Feeder	Hindula 100KVa	100	3-PH			1			
391	Berhampur	PSED	Purusottampur	Taratarani	Solaghara Feeder	Solaghara 25KVa +25KVa Village	50	3-PH			1			
392	Berhampur	PSED	Purusottampur	Taratarani	Solaghara Feeder	Narsinghapur OLIC 25KV	25	3-PH			1			
393	Berhampur	PSED	Purusottampur	Taratarani	Solaghara Feeder	Soalaghara 25KVA	25	3-PH			1			
394	Berhampur	PSED	Purusottampur	Taratarani	Ranjhali Feeder	Keshpur JPP 25KVA	25	3-PH			1			
395	Berhampur	PSED	Purusottampur	Taratarani	Ranjhali Feeder	Narsinghapur OLIC 63KVA	63	3-PH			1			
396	Berhampur	PSED	KODALA	KODALA	KODALA	GOURADEIPUR	100	3-PH			1			
397	Berhampur	PSED	KODALA	KODALA	PHASI	DIGHAPADA	200	3-PH			1			
398	Berhampur	PSED	KODALA	KODALA	MATHASARSINGI	GUDIABANDHA	100	3-PH			1			
399	Berhampur	PSED	KODALA	KODALA	MATHASARSINGI	BADAPALLY	63	3-PH			1			
400	Berhampur	PSED	Polasara	CHIRIKIPADA	PANDRIPADA	PANDRIPADA	63	3-PH			1			
401	Berhampur	PSED	Polasara	CHIRIKIPADA	PANDRIPADA	JOKABANDHA	100	3-PH			1			
402	Berhampur	PSED	Polasara	CHIRIKIPADA	BHABARADA	CHIRIKIPADA BUS STAND	100	3-PH			1			
403	Berhampur	PSED	Polasara	CHIRIKIPADA	CHIRIKIPADA	HIRAPALLI	100	3-PH			1			
404	Berhampur	PSED	Polasara	CHIRIKIPADA	CHIRIKIPADA	JILUNDA	100	3-PH			1			
405	Berhampur	PSED	Polasara	CHIRIKIPADA	CHIRIKIPADA	MADHUPALLI	100	3-PH			1			
406	Berhampur	PSED	Polasara	CHIRIKIPADA	RUMAGADA	RUMAGADA	100	3-PH			1			
407	Berhampur	PSED	Polasara	CHIRIKIPADA	GOLIA	KANACHAI	100	3-PH			1			
408	Berhampur	PSED	Polasara	CHIRIKIPADA	PANDRIPADA	GOCHHABADI	100	3-PH			1			
409	Berhampur	PSED	Polasara	CHIRIKIPADA	PANDRIPADA	BHALIAMALA	63	3-PH			1			
410	Berhampur	PSED	Polasara	CHIRIKIPADA	PANDRIPADA	ICHHAPUR	63	3-PH			1			
411	Berhampur	PSED	kodala	beguniapada	old angaragaon	niminaroad	100	3-PH			1			
412	Berhampur	PSED	kodala	beguniapada	old angaragaon	sana sahi	63	3-PH			1			
413	Berhampur	PSED	kodala	beguniapada	old angaragaon	magiurani	100	3-PH			1			
414	Berhampur	PSED	kodala	beguniapada	old angaragaon	sachimna	100	3-PH			1			
415	Berhampur	PSED	kodala	beguniapada	old angaragaon	sachina	63	3-PH			1			
416	Berhampur	PSED	kodala	beguniapada	old angaragaon	banadurga	63	3-PH			1			
417	Berhampur	PSED	kodala	beguniapada	old angaragaon	banadurga	25	3-PH			1			
418	Berhampur	PSED	kodala	beguniapada	old angaragaon	tumbuda	63	3-PH			1			
419	Bhanjanagar	BNED	Bhanjanagar-I	ESO-I	Gamundi	Jampalli Masani	250	3-PH			1			
420	Bhanjanagar	BNED	Bhanjanagar-I	ESO-I	Gamundi	Gamundi Panitanki	250	3-PH			1			
421	Bhanjanagar	BNED	Bhanjanagar-I	ESO-I	Gamundi	Bus Stand	100	3-PH			1			
422	Bhanjanagar	BNED	Bhanjanagar-II	ESO-II	Gangapur(Bhanjanagar)	Dhudhua Kalimandir RWSS	25	3-PH			1			
423	Bhanjanagar	BNED	Bhanjanagar-II	ESO-II	Durgaprasad	Nidhiapalii	50	3-PH			1			
424	Bhanjanagar	BNED	Bhanjanagar-II	ESO-II	Durgaprasad	Dadarlunda	100	3-PH			1			
425	Bhanjanagar	BNED	Bhanjanagar-II	ESO-II	Gangapur(Bhanjanagar)	Tokaganda RWSS	25	3-PH			1			

Location Sl. No. 24

LOCATION OF DSS REFURBISHMENT

S. NO.	NAME OF CIRCLE	NAME OF DIVISION	NAME OF SUB-DIVISION	NAME OF SECTION	11kV FEEDER NAME	NAME OF DSS	DSS RATING IN (kVA)	PHASE	HG FUSE (Set)	AB SWITCH (Set)	LA (Set)	EARTHING (Nos.)	PLINTH (Nos.)	DP Required (Set)
426	Bhanjanagar	BNED	Bhanjanagar-II	ESO-II	Durgaprasad	Buduli	88	3-PH			1			
427	Bhanjanagar	BNED	Bhanjanagar-II	ESO-II	Dumakumpa	Sardula	100	3-PH			1			
428	Bhanjanagar	BNED	Bhanjanagar-II	ESO-II	Dumakumpa	Dumakumpa RWSS	25	3-PH			1			
429	Bhanjanagar	BNED	Bhanjanagar-II	ESO-II	Dumakumpa	Tiliki 1	25	3-PH			1			
430	Bhanjanagar	BNED	Bhanjanagar-II	ESO-II	Dumakumpa	Gudipadar	25	3-PH			1			
431	Bhanjanagar	BNED	Bhanjanagar-II	ESO-II	Dumakumpa	Akhupadar	25	3-PH			1			
432	Bhanjanagar	BNED	Bhanjanagar-II	ESO-II	Dumakumpa	Khamaredi	63	3-PH			1			
433	Bhanjanagar	BNED	Bhanjanagar-II	ESO-II	Dumakumpa	Khamaredi RWSS	25	3-PH			1			
434	Bhanjanagar	BNED	Bhanjanagar-II	ESO-II	Durgaprasad	Khandikoti	25	3-PH			1			
435	Bhanjanagar	BNED	Bhanjanagar-II	ESO-II	Dumakumpa	Gurabadi RWSS	25	3-PH			1			
436	Bhanjanagar	BNED	Bhanjanagar-II	ESO-II	Durgaprasad	Dadarlunda Gobara Sahi	16	1-PH			1			
437	Bhanjanagar	BNED	Bhanjanagar-II	ESO-II	Dumakumpa	Gurabadi	100	3-PH			1			
438	Bhanjanagar	BNED	Bhanjanagar-II	ESO-II	Durgaprasad	Durgaprasad Upar Sahi	25	3-PH			1			
439	Bhanjanagar	BNED	Bhanjanagar-II	ESO-II	Daha	Daha	63	3-PH			1			
440	Bhanjanagar	BNED	Bhanjanagar-II	ESO-II	Baiballi	Baballi harijana Sahi	63	3-PH			1			
441	Bhanjanagar	BNED	Bhanjanagar-II	ESO-II	Baiballi	Baballi nua Sahi	63	3-PH			1			
442	Bhanjanagar	BNED	Bhanjanagar-II	ESO-II	Baiballi	Mahaguda	25	3-PH			1			
443	Bhanjanagar	BNED	Bhanjanagar-II	ESO-II	Baiballi	Danguapalii	25	3-PH			1			
444	Bhanjanagar	BNED	Bhanjanagar-II	ESO-II	Baiballi	Banjargaon	25	3-PH			1			
445	Bhanjanagar	BNED	Bhanjanagar-II	ESO-II	Baiballi	Indagada	25	3-PH			1			
446	Bhanjanagar	BNED	Bhanjanagar-II	ESO-II	Baiballi	Indagada OLIC	25	3-PH			1			
447	Bhanjanagar	BNED	Bhanjanagar-II	ESO-II	Baiballi	Birikote RWSS	25	3-PH			1			
448	Bhanjanagar	BNED	Bhanjanagar-II	ESO-II	Baiballi	Chitipalli	63	3-PH			1			
449	Bhanjanagar	BNED	Bhanjanagar-II	ESO-II	Durgaprasad	Nidhiapalii hatisahi	25	3-PH			1			
450	Bhanjanagar	BNED	Bhanjanagar-II	ESO-II	Durgaprasad	Rambha 1	25	3-PH			1			
451	Bhanjanagar	BNED	Bhanjanagar-II	ESO-II	Durgaprasad	Rambha 2	25	3-PH			1			
452	Bhanjanagar	BNED	Bhanjanagar-II	ESO-II	Durgaprasad	Rambha 3	25	3-PH			1			
453	Bhanjanagar	BNED	Bhanjanagar-II	ESO-II	Durgaprasad	Rambha 4	25	3-PH			1			
454	Bhanjanagar	BNED	Bhanjanagar-II	ESO-II	Sanakodanda	pathara	63	3-PH			1			
455	Bhanjanagar	BNED	Bhanjanagar-II	ESO-II	Sanakodanda	Chedabhumi	100	3-PH			1			
456	Bhanjanagar	BNED	Bhanjanagar-II	ESO-II	Sanakodanda	Rajkund	63	3-PH			1			
457	Bhanjanagar	BNED	Bhanjanagar-II	ESO-II	Sanakodanda	Sanakodanda	100	3-PH			1			
458	Bhanjanagar	BNED	Bhanjanagar-II	ESO-II	Sanakodanda	Sanakodanda	63	3-PH			1			
459	Bhanjanagar	BNED	Bhanjanagar-II	ESO-II	Sanakodanda	Gambharigochha	63	3-PH			1			
460	Bhanjanagar	BNED	Bhanjanagar-II	ESO-II	Sanakodanda	Bahadapadar	63	3-PH			1			
461	Bhanjanagar	BNED	Bhanjanagar-II	KANTEIPALLY	JILUNDI	FIRE STATION	63	3-PH			1			
462	Bhanjanagar	BNED	Bhanjanagar-II	KANTEIPALLY	JILUNDI	RWSS JILUNDI	25	3-PH			1			
463	Bhanjanagar	BNED	BELLAGUNTHA	BELLAGUNTHA	AMBAPUA	CHADIAPALLI 63	63	3-PH			1			
464	Bhanjanagar	BNED	BELLAGUNTHA	BELLAGUNTHA	AMBAPUA	CHADIAPALLI	250	3-PH			1			
465	Bhanjanagar	BNED	BELLAGUNTHA	BELLAGUNTHA	AMBAPUA	CHADIAPALLI PONOSAHI	63	3-PH			1			
466	Bhanjanagar	BNED	BELLAGUNTHA	BELLAGUNTHA	AMBAPUA	KALI MANDIRA	100	3-PH			1			
467	Bhanjanagar	BNED	BELLAGUNTHA	BELLAGUNTHA	AMBAPUA	RAMUNISAHI	250	3-PH			1			
468	Bhanjanagar	BNED	BELLAGUNTHA	BELLAGUNTHA	AMBAPUA	SCHOOL SAHI	63	3-PH			1			
469	Bhanjanagar	BNED	BELLAGUNTHA	BELLAGUNTHA	AMBAPUA	NAYAKPADA	100	3-PH			1			
470	Bhanjanagar	BNED	BELLAGUNTHA	BELLAGUNTHA	AMBAPUA	BHALIAPALLI	63	3-PH			1			
471	Bhanjanagar	BNED	BELLAGUNTHA	BELLAGUNTHA	NUAGAAN	BANATUMBU	63	3-PH			1			
472	Bhanjanagar	BNED	BELLAGUNTHA	BELLAGUNTHA	NUAGAAN	BANATUMBU	100	3-PH			1			
473	Bhanjanagar	BNED	BELLAGUNTHA	BELLAGUNTHA	NUAGAAN	KANABHAGA	100	3-PH			1			
474	Bhanjanagar	BNED	BELLAGUNTHA	BELLAGUNTHA	NUAGAAN	THENGADHARA 100	100	3-PH			1			
475	Bhanjanagar	BNED	BELLAGUNTHA	BELLAGUNTHA	NUAGAAN	GUDIPALLI	200	3-PH			1			
476	Bhanjanagar	BNED	BELLAGUNTHA	BELLAGUNTHA	NUAGAAN	TALACHOWK	250	3-PH			1			
477	Bhanjanagar	BNED	BELLAGUNTHA	BELLAGUNTHA	NUAGAAN	TALACHOWK	100	3-PH			1			
478	Bhanjanagar	BNED	BELLAGUNTHA	BELLAGUNTHA	NUAGAAN	PURANA TANRADA	250	3-PH			1			
479	Bhanjanagar	BNED	BELLAGUNTHA	BELLAGUNTHA	NUAGAAN	SARANUAPALLI	63	3-PH			1			
480	Bhanjanagar	BNED	BELLAGUNTHA	BELLAGUNTHA	NUAGAAN	DHUMUCHAI	500	3-PH			1			
481	Bhanjanagar	BNED	BELLAGUNTHA	BELLAGUNTHA	NUAGAAN	NUAGAAN 250	250	3-PH			1			
482	Bhanjanagar	BNED	BELLAGUNTHA	BELLAGUNTHA	NUAGAAN	USTIA	63	3-PH			1			

Location Sl. No. 24

LOCATION OF DSS REFURBISHMENT

S. NO.	NAME OF CIRCLE	NAME OF DIVISION	NAME OF SUB-DIVISION	NAME OF SECTION	11kV FEEDER NAME	NAME OF DSS	DSS RATING IN (kVA)	PHASE	HG FUSE (Set)	AB SWITCH (Set)	LA (Set)	EARTHING (Nos.)	PLINTH (Nos.)	DP Required (Set)
483	Bhanjanagar	BNED	BELLAGUNTHA	BELLAGUNTHA	NUAGAAN	DIMIRPALLI	100	3-PH			1			
484	Bhanjanagar	BNED	BELLAGUNTHA	BELLAGUNTHA	NUAGAAN	PATTULLISAHI SHIVAMANDIRA	100	3-PH			1			
485	Bhanjanagar	BNED	BELLAGUNTHA	BELLAGUNTHA	NUAGAAN	RATANGA	100	3-PH			1			
486	Bhanjanagar	BNED	BELLAGUNTHA	BELLAGUNTHA	NUAGAAN	MANDARA	100	3-PH			1			
487	Bhanjanagar	BNED	BELLAGUNTHA	BELLAGUNTHA	NUAGAAN	KUSAPALLI	100	3-PH			1			
488	Bhanjanagar	BNED	BELLAGUNTHA	JN PRASAD	KADUA	KAMASARA	126	3-PH			1			
489	Bhanjanagar	BNED	BELLAGUNTHA	JN PRASAD	KADUA	DALAKHAI	25	3-PH			1			
490	Bhanjanagar	BNED	BELLAGUNTHA	JN PRASAD	KADUA	SINGIPUR	25	3-PH			1			
491	Bhanjanagar	BNED	BELLAGUNTHA	JN PRASAD	KADUA	BASUDEV PUR	100	3-PH			1			
492	Bhanjanagar	BNED	BELLAGUNTHA	JN PRASAD	PANCHABHUTI	MALING	25	3-PH			1			
493	Bhanjanagar	BNED	BELLAGUNTHA	JN PRASAD	JHADABHUMI	KADAPADA	100	3-PH			1			
494	Bhanjanagar	BNED	BELLAGUNTHA	JN PRASAD	JHADABHUMI	KADAPADA	25	3-PH			1			
495	Bhanjanagar	BNED	SORADA	BADAGADA	GOUDAGOTHA	NUAGANA	250	3-PH			1			
496	Bhanjanagar	BNED	SORADA	BADAGADA	GOUDAGOTHA	GOPALAPUR	100	3-PH			1			
497	Bhanjanagar	BNED	SORADA	BADAGADA	GOUDAGOTHA	LOKAMARI 1	100	3-PH			1			
498	Bhanjanagar	BNED	SORADA	BADAGADA	GOUDAGOTHA	LOKAMARI 2	100	3-PH			1			
499	Bhanjanagar	BNED	SORADA	BADAGADA	GOUDAGOTHA	SARONHUDI	100	3-PH			1			
500	Bhanjanagar	BNED	SORADA	BADAGADA	GOUDAGOTHA	ARAKHADIHA	100	3-PH			1			
501	Bhanjanagar	BNED	SORADA	BADAGADA	GOUDAGOTHA	GADACHIKILI	100	3-PH			1			
502	Bhanjanagar	BNED	SORADA	BADAGADA	GOUDAGOTHA	BARODA	100	3-PH			1			
503	Bhanjanagar	BNED	SORADA	BADAGADA	GOUDAGOTHA	HATIKHALA	63	3-PH			1			
504	Bhanjanagar	BNED	SORADA	BADAGADA	GOUDAGOTHA	HATIKHALA	100	3-PH			1			
505	Bhanjanagar	BNED	SORADA	BADAGADA	GOUDAGOTHA	CHANDRAPUR	16	1-PH			1			
506	Bhanjanagar	BNED	SORADA	BADAGADA	GOUDAGOTHA	BALIAPITA	16	1-PH			1			
507	Bhanjanagar	BNED	SORADA	BADAGADA	GOUDAGOTHA	GHAMBHARIJHULA	16	1-PH			1			
508	Jeypore	JED	JESD-1	ESO-JYP-NO-2	JAYANAGR	PANJIAGUDA	63	3-PH			1			
509	Jeypore	MED	Balimela	Balimela	Balimela Town	NAC Line	63	3-PH			1			
510	Jeypore	MED	Malkangiri	Malkangiri	MALKANGIRI TOWN	TALASAHI	100	3-PH			1			
511	Jeypore	MED	Malkangiri	Malkangiri	DNK	OLD MEDICAL	100	3-PH			1			
512	Jeypore	MED	Malkangiri	Malkangiri	DNK	POLICE STATION	63	3-PH			1			
513	Jeypore	MED	Malkangiri	Malkangiri	DNK	ASHRAM	100	3-PH			1			
514	Jeypore	MED	Malkangiri	Malkangiri	DNK	OTLP	100	3-PH			1			
515	Jeypore	MED	Malkangiri	Malkangiri	DNK	TINAGARAGE	100	3-PH			1			
516	Jeypore	MED	Malkangiri	Malkangiri	DNK	PARIJAGUDA	100	3-PH			1			
517	Jeypore	MED	Malkangiri	Malkangiri	DNK	199 IPDS	100	3-PH			1			
518	Jeypore	MED	Malkangiri	Malkangiri	DNK	BHAMBE COLONY	100	3-PH			1			
519	Jeypore	MED	Malkangiri	Malkangiri	DNK	SBI KUMUTIGUDA	100	3-PH			1			
520	Jeypore	MED	Malkangiri	Malkangiri	DNK	COLLECTOR RESIDENCY	25	3-PH			1			
521	Jeypore	MED	Malkangiri	Malkangiri	DNK	VIP COLONY 1	100	3-PH			1			
522	Jeypore	MED	Malkangiri	Malkangiri	DNK	DOCTOR COLONY	100	3-PH			1			
523	Jeypore	MED	Malkangiri	Malkangiri	DNK	REVENUE COLONY 1	100	3-PH			1			
524	Jeypore	MED	Malkangiri	Malkangiri	DNK	REVENUE COLONY 2	100	3-PH			1			
525	Jeypore	MED	Balimela	Balimela	Korukonda	MV-31	25	3-PH			1			
526	Jeypore	MED	Malkangiri	Malkangiri	TOWN	MAHESWARI COLONY	100	3-PH			1			
527	Jeypore	KED	SUNABEDA	SUNABEDA	NAC TOWN	DIG COLONY	100	3-PH			1			
528	Jeypore	KED	SUNABEDA	SUNABEDA	NAC TOWN	SUBDIVISION	100	3-PH			1			
529	Jeypore	KED	SUNABEDA	SUNABEDA	NAC TOWN	AEF MARKET	100	3-PH			1			
530	Jeypore	KED	SUNABEDA	SUNABEDA	NAC TOWN	HANUMAN MARKET	100	3-PH			1			
531	Jeypore	KED	SUNABEDA	SUNABEDA	NAC TOWN	DP CAMP	100	3-PH			1			
532	Jeypore	KED	SUNABEDA	SUNABEDA	NAC TOWN	BAPUJI COLONY	100	3-PH			1			
533	Jeypore	KED	SUNABEDA	SUNABEDA	NAC TOWN	HOUSING BOARD	100	3-PH			1			
534	Jeypore	KED	SUNABEDA	SUNABEDA	NAC TOWN	HOUSING BOARD	63	3-PH			1			
535	Jeypore	KED	SUNABEDA	SUNABEDA	AEF	AEF COLONY	100	3-PH			1			
536	Jeypore	KED	SUNABEDA	SUNABEDA	PHD	PHD COLONY	63	3-PH			1			
537	Rayagada	RED	Bissamcuttack	Bissamcuttack	Bissamcuttack Town	No.-2	100	3-PH			1			
538	Rayagada	RED	Bissamcuttack	Bissamcuttack	Bissamcuttack Town	No.-1	100	3-PH			1			
539	Rayagada	RED	Bissamcuttack	Bissamcuttack	Dakuluguda-II	Dakuluguda Adivasi sahi	25	3-PH			1			

Location Sl. No. 24

LOCATION OF DSS REFURBISHMENT

S. NO.	NAME OF CIRCLE	NAME OF DIVISION	NAME OF SUB-DIVISION	NAME OF SECTION	11kV FEEDER NAME	NAME OF DSS	DSS RATING IN (kVA)	PHASE	HG FUSE (Set)	AB SWITCH (Set)	LA (Set)	EARTHING (Nos.)	PLINTH (Nos.)	DP Required (Set)
540	Rayagada	RED	Bissamcuttack	Bissamcuttack	Dakuluguda-I	Dukum	63	3-PH			1			
541	Rayagada	RED	Bissamcuttack	Bissamcuttack	Dakuluguda-I	Sahada	63	3-PH			1			
542	Rayagada	RED	Bissamcuttack	Bissamcuttack	Dakuluguda-I	JMFC Quarter	25	3-PH			1			
543	Rayagada	RED	Bissamcuttack	Bissamcuttack	Dakuluguda-I	Chancharaguda	63	3-PH			1			
544	Rayagada	RED	Bissamcuttack	Bissamcuttack	Dakuluguda-I	Sub-Jail	63	3-PH			1			
545	Rayagada	RED	Bissamcuttack	Bissamcuttack	Kumardhamuni	Adivasi Sahi	25	3-PH			1			
546	Rayagada	RED	Bissamcuttack	Bissamcuttack	Kumardhamuni	Tanginiguda	25	3-PH			1			
547	Rayagada	RED	Bissamcuttack	Bissamcuttack	Kumardhamuni	Hajaridang	63	3-PH			1			
548	Rayagada	RED	Bissamcuttack	Bissamcuttack	Durgi	Bhaleri	100	3-PH			1			
549	Rayagada	RED	Bissamcuttack	Bissamcuttack	Durgi	MM Rice mill	100	3-PH			1			
550	Rayagada	RED	Bissamcuttack	Bissamcuttack	Durgi	Harijan sahi	63	3-PH			1			
551	Rayagada	RED	Bissamcuttack	Bissamcuttack	Durgi	Near Jagannath Temple	63	3-PH			1			
552	Rayagada	RED	Bissamcuttack	Bissamcuttack	Durgi	Kachapai	63	3-PH			1			
553	Rayagada	RED	Bissamcuttack	Bissamcuttack	Chatikona	Mandapai	25	3-PH			1			
554	Rayagada	RED	Bissamcuttack	Bissamcuttack	Chatikona	Arisakani	16	1-PH			1			
555	Rayagada	RED	Bissamcuttack	Bissamcuttack	Chatikona	Rodanga	16	1-PH			1			
556	Rayagada	RED	Bissamcuttack	Bissamcuttack	Chatikona	Patalamba	16	1-PH			1			
557	Rayagada	RED	Bissamcuttack	Bissamcuttack	Chatikona	Garteli	16	1-PH			1			
558	Rayagada	RED	Bissamcuttack	Bissamcuttack	Bissamcuttack Rural	Dambakupa	63	3-PH			1			
559	Rayagada	RED	Bissamcuttack	Bissamcuttack	Bissamcuttack Rural	Ghospadi	63	3-PH			1			
560	Aska	AED-I	Nuagam	Balisira	Nimina	malati	16	1-PH			1			
561	Aska	AED-I	Nuagam	Balisira	Nimina	rankuda	100	3-PH			1			
562	Aska	AED-I	Nuagam	Balisira	Nimina	bangarada	100	3-PH			1			
563	Aska	AED-I	Nuagam	Balisira	Gunthapada	Khuntakatapalli	63	3-PH			1			
564	Aska	AED-I	Nuagam	Balisira	Gunthapada	Raipalli	100	3-PH			1			
565	Aska	AED-I	Nuagam	Balisira	Gunthapada	nirala	100	3-PH			1			
566	Aska	AED-I	Nuagam	Balisira	Nimina	Kalasuta	63	3-PH			1			
567	Aska	AED-I	Nuagam	Balisira	Nimina	Telisahi	100	3-PH			1			
568	Aska	AED-I	Nuagam	Balisira	Nimina	Road side	100	3-PH			1			
569	Aska	AED-I	Nuagam	Nuagam-I	COLLEGE SQR	HARADAPADAR MAIN ROAD	163	3-PH			1			
570	Aska	AED-I	Nuagam	Nuagam-I	COLLEGE SQR	B.NUAPALI VILLAGE	63	3-PH			1			
571	Aska	AED-I	Nuagam	Nuagam-I	BHETANAI	BHEJIPUT MAIN ROAD-1	100	3-PH			1			
572	Aska	AED-I	Nuagam	Nuagam-I	BHETANAI	BHEJIPUT MAIN ROAD-2 (BADAKHOLI)	100	3-PH			1			
573	Aska	AED-I	Nuagam	Nuagam-I	BHETANAI	PANDIAPATHARA MUSLIM SAHI	63	3-PH			1			
574	Aska	AED-I	Nuagam	Nuagam-I	BHETANAI	SANAKHOLI VILLAGE	63	3-PH			1			
575	Aska	AED-I	Nuagam	Nuagam-I	BHETANAI	SANAKHOLI NEAR RWSS	100	3-PH			1			
576	Aska	AED-I	Nuagam	BALISIRA	Gunthapada	Khuntakhuntapali	63	3-PH			1			
577	Aska	AED-I	Nuagam	Balisira	Balisira/Kamagada	keshpur	200	3-PH			1			
578	Aska	AED-I	Nuagam	Balisira	Nimina	Matiapalli	63	3-PH			1			
579	Bhanjanagar	PED	BALLIGUDA	TUMUDIBANDHA	KOTAGARH TOWN	JHARIGHATI	25	3-PH			1			
580	Bhanjanagar	PED	BALLIGUDA	TUMUDIBANDHA	KOTAGARH TOWN	MADAGUDA	25	3-PH			1			
581	Bhanjanagar	PED	BALLIGUDA	TUMUDIBANDHA	KOTAGARH TOWN	landabali	25	3-PH			1			
582	Bhanjanagar	PED	BALLIGUDA	TUMUDIBANDHA	KOTAGARH TOWN	FIRE STATION	63	3-PH			1			
583	Bhanjanagar	PED	BALLIGUDA	TUMUDIBANDHA	KOTAGARH TOWN	POLICE STATION	63	3-PH			1			
584	Bhanjanagar	PED	BALLIGUDA	TUMUDIBANDHA	KOTAGARH TOWN	BHALIAPANI	25	3-PH			1			
585	Bhanjanagar	PED	BALLIGUDA	TUMUDIBANDHA	KOTAGARH TOWN	BUDAGUDA	63	3-PH			1			
586	Bhanjanagar	PED	BALLIGUDA	TUMUDIBANDHA	SUBARNAGIRI	TALA SUBARNAGIRI	63	3-PH			1			
587	Bhanjanagar	PED	BALLIGUDA	TUMUDIBANDHA	SUBARNAGIRI	TALA SUBARNAGIRI MEDICAL	63	3-PH			1			
588	Bhanjanagar	PED	BALLIGUDA	TUMUDIBANDHA	SUBARNAGIRI	SUBARNAGIRI	63	3-PH			1			
589	Bhanjanagar	PED	BALLIGUDA	TUMUDIBANDHA	SUBARNAGIRI	JAKESI	63	3-PH			1			
590	Bhanjanagar	PED	BALLIGUDA	TUMUDIBANDHA	SUBARNAGIRI	JAKESI 2	25	3-PH			1			
591	Bhanjanagar	PED	BALLIGUDA	TUMUDIBANDHA	SUBARNAGIRI	MAKADOLA	25	3-PH			1			
592	Bhanjanagar	PED	BALLIGUDA	TUMUDIBANDHA	SUBARNAGIRI	SALKI SITAGUDA	63	3-PH			1			
593	Bhanjanagar	PED	BALLIGUDA	TUMUDIBANDHA	SUBARNAGIRI	SALKI BUDAGUDA	25	3-PH			1			
594	Bhanjanagar	PED	BALLIGUDA	TUMUDIBANDHA	SUBARNAGIRI	SALKI BUDAGUDA 2	25	3-PH			1			
595	Bhanjanagar	PED	BALLIGUDA	TUMUDIBANDHA	SUBARNAGIRI	MARLANGA	25	3-PH			1			
596	Bhanjanagar	PED	BALLIGUDA	TUMUDIBANDHA	SUBARNAGIRI	ORA	63	3-PH			1			

Location Sl. No. 24

LOCATION OF DSS REFURBISHMENT

S. NO.	NAME OF CIRCLE	NAME OF DIVISION	NAME OF SUB-DIVISION	NAME OF SECTION	11kV FEEDER NAME	NAME OF DSS	DSS RATING IN (kVA)	PHASE	HG FUSE (Set)	AB SWITCH (Set)	LA (Set)	EARTHING (Nos.)	PLINTH (Nos.)	DP Required (Set)
597	Bhanjanagar	PED	BALLIGUDA	TUMUDIBANDHA	SUBARNAGIRI	ORA COLONY 1	63	3-PH			1			
598	Bhanjanagar	PED	BALLIGUDA	TUMUDIBANDHA	SUBARNAGIRI	ORA COLONY 2	63	3-PH			1			
599	Bhanjanagar	PED	BALLIGUDA	TUMUDIBANDHA	SUBARNAGIRI	SUBASHINI HIGH SCHOOL	25	3-PH			1			
600	Bhanjanagar	PED	BALLIGUDA	TUMUDIBANDHA	SUBARNAGIRI	GUGURMAHA HOSTEL	63	3-PH			1			
601	Bhanjanagar	PED	BALLIGUDA	TUMUDIBANDHA	SUBARNAGIRI	CRPF CAMP SRIRAMPUR	100	3-PH			1			
602	Bhanjanagar	PED	BALLIGUDA	TUMUDIBANDHA	SUBARNAGIRI	SARTUL	63	3-PH			1			
603	Bhanjanagar	PED	BALLIGUDA	TUMUDIBANDHA	SUBARNAGIRI	DUSUMI	25	3-PH			1			
604	Bhanjanagar	PED	BALLIGUDA	TUMUDIBANDHA	SUBARNAGIRI	RADHA 1	25	3-PH			1			
605	Bhanjanagar	PED	BALLIGUDA	TUMUDIBANDHA	SUBARNAGIRI	RADHA 2	25	3-PH			1			
606	Bhanjanagar	PED	BALLIGUDA	TUMUDIBANDHA	SUBARNAGIRI	MALIGUDA	63	3-PH			1			
607	Bhanjanagar	PED	BALLIGUDA	TUMUDIBANDHA	SUBARNAGIRI	MEHERGUDA	25	3-PH			1			
608	Bhanjanagar	PED	BALLIGUDA	TUMUDIBANDHA	SUBARNAGIRI	LADIMAHA	63	3-PH			1			
609	Bhanjanagar	PED	BALLIGUDA	TUMUDIBANDHA	SUBARNAGIRI	SAPKEL	25	3-PH			1			
610	Bhanjanagar	PED	BALLIGUDA	TUMUDIBANDHA	SUBARNAGIRI	BOTALGUDA	25	3-PH			1			
611	Bhanjanagar	PED	BALLIGUDA	TUMUDIBANDHA	SUBARNAGIRI	BHUTADI	63	3-PH			1			
612	Bhanjanagar	PED	BALLIGUDA	TUMUDIBANDHA	SUBARNAGIRI	PAKERI	63	3-PH			1			
613	Bhanjanagar	PED	BALLIGUDA	TUMUDIBANDHA	SUBARNAGIRI	PAKERI HOSTEL	25	3-PH			1			
614	Bhanjanagar	PED	BALLIGUDA	TUMUDIBANDHA	SUBARNAGIRI	TUKUBADI	63	3-PH			1			
615	Bhanjanagar	PED	BALLIGUDA	TUMUDIBANDHA	SUBARNAGIRI	GUDRIMAHA	25	3-PH			1			
616	Bhanjanagar	PED	BALLIGUDA	TUMUDIBANDHA	SUBARNAGIRI	JAGERIMAHA	25	3-PH			1			
617	Bhanjanagar	PED	BALLIGUDA	TUMUDIBANDHA	SUBARNAGIRI	BUDUKI	25	3-PH			1			
618	Bhanjanagar	PED	BALLIGUDA	TUMUDIBANDHA	SUBARNAGIRI	LAMBAPATA	25	3-PH			1			
619	Bhanjanagar	PED	BALLIGUDA	TUMUDIBANDHA	SUBARNAGIRI	GAJINAJU	25	3-PH			1			
620	Bhanjanagar	PED	BALLIGUDA	TUMUDIBANDHA	SUBARNAGIRI	BATITOTA	25	3-PH			1			
621	Bhanjanagar	PED	BALLIGUDA	TUMUDIBANDHA	SUBARNAGIRI	ROTIBALI 1	25	3-PH			1			
622	Bhanjanagar	PED	BALLIGUDA	TUMUDIBANDHA	SUBARNAGIRI	ROTIBALI 2	25	3-PH			1			
623	Bhanjanagar	PED	BALLIGUDA	TUMUDIBANDHA	SUBARNAGIRI	BANDIGUDA 1	25	3-PH			1			
624	Bhanjanagar	PED	BALLIGUDA	TUMUDIBANDHA	SUBARNAGIRI	BANDIGUDA 2	25	3-PH			1			
625	City	BED-I	GOPALPUR	GOPALPUR	GOPALPUR TOWN	OLD CIRCUIT HOUSE	250	3-PH	1	1	1	1		1
626	City	BED-I	GOPALPUR	GOPALPUR	GOPALPUR TOWN	PALM BEACH	250	3-PH	1	1	1	1		1
627	City	BED-I	GOPALPUR	GOPALPUR	GOPALPUR TOWN	NAC OFFICE	100	3-PH	1	1	1	1	1	1
628	City	BED-I	GOPALPUR	GOPALPUR	GOPALPUR TOWN	DIGIPUR	250	3-PH	1	1	1	1		1
629	City	BED-I	GOPALPUR	GOPALPUR	BAXIPALI	NEW BAXIPALLY	100	3-PH	1	1	1	1		1
630	City	BED-I	GOPALPUR	GOPALPUR	HARIPUR	BASANAPUTI	100	3-PH	1	1	1	1	1	1
631	City	BED-I	GOPALPUR	GOPALPUR	HARIPUR	KALIPALLI	250	3-PH	1	1	1	1	1	1
632	City	BED-I	GOPALPUR	GOPALPUR	HARIPUR	BANDARA	63	3-PH	1	1	1	1	1	1
633	City	BED-I	GOPALPUR	GOPALPUR	NARAYANPUR	ALLIPUR ODRP	25	3-PH	1	1	1	1	1	1
634	City	BED-I	Gopalpur	bhanjabihar	ramachandrapur	golabandha	350	3-PH	1	1	1	1		1
635	City	BED-I	GOPALPUR	HEADQUARTER	RAGHUNATHPUR	SHIVA TEMPLE SINDHI GAON	25	3-PH	1	1	1	1		1
636	City	BED-I	GOPALPUR	HEADQUARTER	TANGANAPALLI	TANGANAPALLI MN ROAD	100	3-PH	1	1	1	1		1
637	City	BED-I	Industrial	City Hospital	Town Hall	Palur Bangla	500	3-PH	1		1			1
638	City	BED-I	Industrial	Lanjipally	Lanjipally	Suryanagar 5th line	315	3-PH	1	1	1	1		1
639	City	BED-I	Industrial	City Hospital	Old Bus Stand	Baikuntha Nagar	315	3-PH	1		1			1
640	City	BED-I	Medical	Medical	Sidharth Nagar	Old Employment exchange	100	3-PH	1	1	1			
641	City	BED-I	Medical	Medical	Sidharth Nagar	Canal road	100	3-PH	1	1	1			
642	CITY	BED-II	SDO-3	GATEBAZAR	GATEBAZAR	CANAL SAHI	500	3-PH	1	1	1	1		1
643	CITY	BED-II	SDO-4	GATEBAZAR	GATEBAZAR	BANKAVIHAR NAGAR	250	3-PH	1	1	1	1		1
644	City	BED-III	Kanisi	Kanisi	Haladiapadar	Fulta hanuman statue	250	3-PH	1	1	1	1		1
645	City	BED-III	Kanisi	Kanisi	Haladiapadar	Fulta RWSS	25	3-PH			1	1	1	1
646	City	BED-III	Kanisi	Kanisi	Haladiapadar	Burkudi RWSS	25	1-PH			1	1		1
647	City	BED-III	KANISI	JAGAPUR	SURALA	SURALA SIVA MANDIR	63	3-PH	1	1	1	1		1
648	City	BED-III	KANISI	JAGAPUR	SURALA	SURALA REDDY BADA SAHI	63	3-PH	1	1	1	1		1
649	City	BED-III	KANISI	Kanisi	Tulu	Kaithapall RWSS	25	3-PH			1	1		1
650	City	BED-III	KANISI	Kanisi	Tulu	Kolathigaon RWSS	25	3-PH			1	1		1
651	City	BED-III	SDO-4	Kukudakhandi	Ankushpur	Raijhola RWSS	25	3-PH			1	1		1
652	City	BED-III	SDO-4	Kukudakhandi	Ankushpur	Masikhali RWSS	25	3-PH			1	1		1
653	City	BED-III	SDO-4	Kukudakhandi	Ankushpur	Srikhetra vihar	250	3-PH	1	1	1	1		1

Location Sl. No. 24

LOCATION OF DSS REFURBISHMENT

S. NO.	NAME OF CIRCLE	NAME OF DIVISION	NAME OF SUB-DIVISION	NAME OF SECTION	11kV FEEDER NAME	NAME OF DSS	DSS RATING IN (kVA)	PHASE	HG FUSE (Set)	AB SWITCH (Set)	LA (Set)	EARTHING (Nos.)	PLINTH (Nos.)	DP Required (Set)
654	City	BED-III	SDO-4	Kukudakhandi	Kukudakhandi	Raghunathpur RWSS	25	3-PH			1	1		1
655	City	BED-III	SDO-4	Kukudakhandi	Kukudakhandi	New Ramachandrapur	250	3-PH	1	1	1	1		1
656	City	BED-III	SDO-4	Kukudakhandi	Kukudakhandi	Old ramachandrapur	100	3-PH	1	1	1	1		1
657	City	BED-III	SDO-4	LATHI	SUKUNDA	G RAGUNATH PUR	63	3-PH	1	1	1	1	1	1
658	BERHAMAPUR	PSED	PURUSHOTTAMPUR	PURUSHOTTAMPUR	PANDIA	Raulapali	63	3-PH	1	1	1	1		
659	BERHAMAPUR	PSED	PURUSHOTTAMPUR	PURUSHOTTAMPUR	PANDIA	A Gobindapur	100	3-PH	1	1	1	1		
660	BERHAMAPUR	PSED	PURUSHOTTAMPUR	PURUSHOTTAMPUR	PANDIA	Dhipa Antarigaon	63	3-PH	1	1	1	1		
661	BERHAMAPUR	PSED	PURUSHOTTAMPUR	PURUSHOTTAMPUR	PANDIA	Antarigaon	63	3-PH	1	1	1	1		
662	BERHAMAPUR	PSED	PURUSHOTTAMPUR	PURUSHOTTAMPUR	BHUTASARASING	N.Nuagaon	63	3-PH	1	1	1	1		
663	BERHAMAPUR	PSED	PURUSHOTTAMPUR	PURUSHOTTAMPUR	BHUTASARASING	Bhutasarasing	100	3-PH			1			
664	BERHAMAPUR	PSED	PURUSHOTTAMPUR	PURUSHOTTAMPUR	BHUTASARASING	Rajapur	100	3-PH			1			
665	BERHAMAPUR	PSED	PURUSHOTTAMPUR	PURUSHOTTAMPUR	BHUTASARASING	Dasiamaripali	100	3-PH	1	1	1	1		
666	BERHAMAPUR	PSED	PURUSHOTTAMPUR	PURUSHOTTAMPUR	BHUTASARASING	Sanatarapali	100	3-PH	1	1	1	1		1
667	BERHAMAPUR	PSED	PURUSHOTTAMPUR	PURUSHOTTAMPUR	BHUTASARASING	Bagada	25	3-PH	1	1	1	1		1
668	BERHAMAPUR	PSED	PURUSHOTTAMPUR	PURUSHOTTAMPUR	BHUTASARASING	kakarapani	63	3-PH	1	1	1	1		
669	BERHAMAPUR	PSED	PURUSHOTTAMPUR	PURUSHOTTAMPUR	BHUTASARASING	Balaramapur	100	3-PH	1	1	1	1		
670	BERHAMAPUR	PSED	PURUSHOTTAMPUR	PURUSHOTTAMPUR	BHUTASARASING	Ptanapali	63	3-PH	1	1	1	1		
671	BERHAMAPUR	PSED	PURUSHOTTAMPUR	PURUSHOTTAMPUR	BHUTASARASING	Tiarabasa	25	3-PH	1	1	1	1		
672	BERHAMAPUR	PSED	PURUSHOTTAMPUR	PURUSHOTTAMPUR	BHUTASARASING	Ladakapali	63	3-PH	1	1	1	1		
673	BERHAMAPUR	PSED	PURUSHOTTAMPUR	PURUSHOTTAMPUR	BARAGAON	Hindalapali	63	3-PH	1	1	1	1		
674	BERHAMAPUR	PSED	PURUSHOTTAMPUR	PURUSHOTTAMPUR	BARAGAON	Ranigaon	100	3-PH	1	1	1	1		
675	BERHAMPUR	PSED	kodala	beguniapada	old angaragaon	ujallapalli	100	3-PH	1	1	1	1		1
676	BERHAMPUR	PSED	kodala	beguniapada	old angaragaon	ragapur	63	3-PH	1	1	1	1		1
677	BERHAMPUR	PSED	kodala	beguniapada	mundula	mundula	63	3-PH	1	1	1	1		1
678	BERHAMPUR	PSED	kodala	beguniapada	mundula	sardhapur	100	3-PH			1			
679	BERHAMPUR	PSED	kodala	beguniapada	mundula	thuamula	25	3-PH	1	1	1	1		1
680	BERHAMPUR	PSED	kodala	beguniapada	mundula	gunjawala	100	3-PH			1			
681	BERHAMPUR	PSED	kodala	beguniapada	mundula	chandanpur	100	3-PH	1	1	1	1		1
682	BERHAMPUR	PSED	kodala	beguniapada	mundula	sankulweswar mandir	63	3-PH	1	1	1	1		1
683	BERHAMPUR	PSED	kodala	beguniapada	new angaragaon	kumabharagaon	100	3-PH	1	1	1	1		1
684	RAYAGADA	RED	RAYAGADA	JK PUR	JK PUR	BHATIPADA	63	3-PH	1	1	1	1		
685	RAYAGADA	RED	RAYAGADA	JK PUR	T KOLNARA	DOKULUGUDA	63	3-PH	1	1	1	1		
686	Rayagada	RED	Therubali	Kasipur	Kasipur Town	Jamuguda	16	1-PH			1			
687	Rayagada	RED	Therubali	Kasipur	Kasipur Town	Panasguda	25	3-PH			1			
688	Rayagada	RED	Therubali	Kasipur	Kasipur Town	Panasguda	16	1-PH			1			
689	Rayagada	RED	Therubali	Kasipur	Kasipur Town	Bandhasahi	63	3-PH			1			
690	Rayagada	RED	Therubali	Kasipur	Kasipur Town	Tikarpada	16	1-PH			1			
691	Rayagada	RED	Therubali	Kasipur	Gorakhpur	Hodiguda	25	3-PH			1			
692	Rayagada	RED	Therubali	Kasipur	Gorakhpur	Lachuguda	63	3-PH			1			
693	Rayagada	RED	Therubali	Kasipur	Gorakhpur	Baliguda	63	3-PH			1			
694	Rayagada	RED	Bissamcuttack	Muniguda	Bhairabagada	Mering	63	3-PH	1	1	1			
695	Rayagada	RED	Bissamcuttack	Muniguda	Dahikhala Back	Munikhola	25	3-PH	1	1	1	1		
696	Rayagada	RED	Therubali	Sikarpai	Kolna therubali	Pitesu	63	3-PH	1	1	1	1		
697	Rayagada	RED	Therubali	Sikarpai	Revolkona	Gadiseskhal	100	3-PH			1	1		
698	Rayagada	RED	Therubali	Sikarpai	Sikarpai	Mainroad	100	3-PH			1	1		
699	Rayagada	RED	Therubali	Sikarpai	K.singpur rural	Deulabadi	63	3-PH			1	1		
700	Rayagada	RED	Therubali	Kasipur	Chandragiri	Rasijhiri	63	3-PH			1			
701	Rayagada	RED	Bissamcuttack	Muniguda	Chandrapur	Tehsil Office	63	3-PH	1	1	1	1		
702	Rayagada	RED	Therubali	Kasipur	Kasipur Town	College	63	3-PH			1			
703	Rayagada	RED	Therubali	Kasipur	Tikiri Town	Gorakhpur	63	3-PH			1			
704	Rayagada	GED	Gunupur	Gunupur- Rural	Panasaguda	Bijapur	63	3-PH	1	1	1	1		1
705	Rayagada	GED	Gunupur	Gunupur- Rural	Jaltar	Nuagoan Crusher	63	3-PH	1	1	1	1		
706	Rayagada	GED	Gunupur	Gunupur- Rural	Jaltar	Nuagoan village	63	3-PH	1	1	1	1		1
707	Rayagada	GED	Gunupur	Gunupur- Rural	Puttasing	Puttasing School	63	3-PH	1	1	1	1		
708	Rayagada	GED	Gumuda	Gumuda	Kujendri	Kujendri LI Point Brick Factory	63	3-PH	1	1	1	1		1
709	Rayagada	PKED	R.UDAYGIRI	KHAJURIPADA	HEAD QUARTER	ANUSAHI	63	3-PH			1			
710	Rayagada	PKED	R.UDAYGIRI	KHAJURIPADA	NUAGADA	BLOCK FRONT	250	3-PH			1			

Location Sl. No. 24

LOCATION OF DSS REFURBISHMENT

S. NO.	NAME OF CIRCLE	NAME OF DIVISION	NAME OF SUB-DIVISION	NAME OF SECTION	11kV FEEDER NAME	NAME OF DSS	DSS RATING IN (kVA)	PHASE	HG FUSE (Set)	AB SWITCH (Set)	LA (Set)	EARTHING (Nos.)	PLINTH (Nos.)	DP Required (Set)
711	Rayagada	PKED	R.UDAYGIRI	KHAJURIPADA	NUAGADA	SRIDHESWAR	100	3-PH			1			
712	Rayagada	PKED	R.UDAYGIRI	KHAJURIPADA	TABARADA	CHRITIAN SAHI	63	3-PH			1			
713	Rayagada	PKED	R.UDAYGIRI	KHAJURIPADA	PUTURPADA	ATARSING	100	3-PH			1			
714	Jeypore	MED	Balimela	Balimela	Ayappa	Mahulguda Chowk	100	3-PH	1	1	1	1		1
715	Jeypore	MED	Balimela	Balimela	Chitrakonda	Punjabi Chowk	250	3-PH			1			1
716	Berhampur	HED	Hinjili	Kanchuru	Darubhadra	Mohonapalli	100	3-PH	1	1	1	1		
717	Berhampur	HED	Hinjili	Kanchuru	Saru	Kanteikoli	100	3-PH	1	1	1	1		
718	Aska	AED-I	Aska	Dharakote	BARADABILLI	BHARATAPALLI	100	3-PH	1	1	1	1		
719	Aska	AED-I	Aska	Dharakote	BARADABILLI	JANIBILI -2	100	3-PH	1	1	1	1		
720	Aska	AED-I	Aska	Dharakote	NUAGADA	NUAGADA NEAR PANCHAYAT OFFICE	100	3-PH	1	1	1	1		1
721	ASKA	AED-I	NUAGAM	NUAGAM-II	SHERAGADA	CHERAMAIYA 100KVA	100	3-PH	1		1	1	1	
722	ASKA	AED-I	NUAGAM	NUAGAM-II	SHERAGADA	KHADABHAGHA	100	3-PH	1	1	1	1	1	
723	ASKA	AED-I	NUAGAM	NUAGAM-II	SHERAGADA	BELAPADA	10	1-PH			2	1		1
724	ASKA	AED-I	NUAGAM	NUAGAM-II	SHERAGADA	KHATEI COLONY	25	3-PH			1	1		
725	ASKA	AED-I	NUAGAM	NUAGAM-II	SHERAGADA	GUNDRIBADI	100	3-PH	1	1	1	1	1	1
726	ASKA	AED-I	NUAGAM	NUAGAM-II	MUKUNDAPUR	AMBILAPALLI	100	3-PH	1	1	1	1	1	
727	ASKA	AED-I	NUAGAM	NUAGAM-II	MUKUNDAPUR	JAYAPUR 63KVA	63	3-PH			1	1	1	
728	ASKA	AED-I	NUAGAM	NUAGAM-II	MUKUNDAPUR	JAYAPUR PASCHIMA BADA	100	3-PH	1	1	1	1		1
729	Aska	AED-I	Nuagam	Nuagam-I	NUAGAM	BABANPUR MARATHI BASA	63	3-PH			1	1		
730	Aska	AED-I	Nuagam	Nuagam-I	NUAGAM	BABANPUR OLIC	63	3-PH			1			
731	Aska	AED-I	Nuagam	Nuagam-I	BHETANAI	NEW SAHAPUR	63	3-PH			1	1		
732	Aska	AED-I	Nuagam	Nuagam-I	BHETANAI	DUANAPALI	63	3-PH	1	1	1	1		
733	Aska	AED-I	Nuagam	Nuagam-I	BHETANAI	SANDHI NUAPALI - 1	100	3-PH			1	1		
734	Aska	AED-I	Nuagam	Nuagam-I	BHETANAI	BAJRAKOTA MAIN ROAD	100	3-PH			1	1	1	1
735	Aska	AED-I	Nuagam	Nuagam-I	BHETANAI	NARAYANPUR LI POINT	63	3-PH			1	1		
736	Aska	AED-I	Nuagam	Nuagam-I	BHETANAI	BHETANAI TELUGU SAHI	100	3-PH			1	1		
737	Aska	AED-I	Nuagam	Nuagam-I	COLLEGE SQR	TECHINICAL HIGH SCHOOL	100	3-PH			2	1		
738	Aska	AED-I	Nuagam	Nuagam-I	COLLEGE SQR	PANDA COLONY	100	3-PH			2	1		
739	Aska	AED-I	Nuagam	Nuagam-I	COLLEGE SQR	KHARIA VILLAGE	200	3-PH			1	1		
740	BERHAMPUR	GNED	RAMBHA	GANJAM	KHANDADEULI	KUSAPALI	100	3-PH	1	1	1	1		1
741	BERHAMPUR	GNED	CHATRAPUR	CHATRAPUR-1	UPPER BUS STAND	SKILL INDIA 1	100	3-PH	1	1	1	1		
742	BERHAMPUR	GNED	CHATRAPUR	CHATRAPUR-1	LOWER BUS STAND	GILTI PETA	250	3-PH	1	1	1	1	1	
743	BERHAMPUR	GNED	CHATRAPUR	CHATRAPUR-1	DRDA	PUTI GOPALPUR BANDHA	100	3-PH	1	1	1	1		1
744	JEYPORE	KED	SUNABEDA	NANDAPUR	PADUA TOWN	PADUA TOWN2	100	3-PH	1	1	1	1		1
745	Jeypore	NED	PAPADAHANDI	Dabugaon	Town	RELI SAHI FRONT	100	3-PH	1	1	1	1		1
746	Jeypore	NED	PAPADAHANDI	Dabugaon	Town	JAYANTINAGAR	100	3-PH	1	1	1	1		1
747	Jeypore	NED	PAPADAHANDI	KOSAGUMUDA	KSG TOWN	MEDICAL CAMPUS	250	3-PH	1	1	1	1	1	1
748	Jeypore	NED	PAPADAHANDI	KOSAGUMUDA	KSG TOWN	WATER TANK	100	3-PH	1	1	1	1		1
749	Rayagada	GED	Gunupur	Gunupur- Rural	Bikrampur	Bharsing niranjan behera OLIC Point	25	3-PH	1	1	1	1		1
750	Rayagada	GED	Gunupur	Gunupur- Rural	Bikrampur	Bondhuguda	25	3-PH	1	1	1	1		1
751	Rayagada	GED	Gunupur	Gunupur- Rural	Bikrampur	Bharsing colony	25	3-PH	1	1	1	1		1
752	Rayagada	GED	Gunupur	Gunupur- Rural	Panasaguda	Sano Acheba	25	3-PH	1	1	1	1		1
753	Rayagada	GED	Gunupur	Gunupur- Rural	Puttasing	Toikurguda	25	3-PH	1	1	1	1		1
754	Rayagada	GED	Gunupur	Gunupur- Rural	Puttasing	Tolona-1	25	3-PH	1	1	1	1		1
755	Rayagada	GED	Gunupur	Gunupur- Rural	Puttasing	Tolona-2	25	3-PH	1	1	1	1		1
756	Rayagada	GED	Gunupur	Gunupur- Rural	Puttasing	Pataliguda	25	3-PH	1	1	1	1		1
757	Rayagada	GED	Gunupur	Gunupur- Rural	Puttasing	Sagada-1	25	3-PH	1	1	1	1		1
758	Rayagada	GED	Gunupur	Gunupur- Rural	Puttasing	Sagada-2	25	3-PH	1	1	1	1		1
759	Rayagada	GED	Gunupur	Gunupur- Rural	Puttasing	Barai	63	3-PH	1	1	1	1		1
760	Rayagada	GED	Gunupur	Gunupur- Rural	Puttasing	Resingtal	63	3-PH	1	1	1	1		1
761	Rayagada	GED	Gunupur	Gunupur- Rural	Puttasing	Resintal rwss	25	3-PH	1	1	1	1		1
762	Rayagada	GED	Gunupur	Gunupur- Rural	Puttasing	Lade	63	3-PH	1	1	1	1		1
763	Rayagada	GED	Gunupur	Gunupur- Rural	Puttasing	Angara	25	3-PH	1	1	1	1		1
764	Rayagada	GED	Gunupur	Gunupur- Rural	Puttasing	Aredul	25	3-PH	1	1	1	1		1
765	Rayagada	GED	Gunupur	Gunupur- Rural	Puttasing	Sagai sing	63	3-PH	1	1	1	1		1
766	Rayagada	GED	Gunupur	Gunupur- Rural	Puttasing	Alam guda	63	3-PH	1	1	1	1		1
767	Rayagada	GED	Gumuda	Gumuda	Gumuda	BINOD NAGAR	63	3-PH	1	1	1	1	1	1

Location Sl. No. 24

LOCATION OF DSS REFURBISHMENT

S. NO.	NAME OF CIRCLE	NAME OF DIVISION	NAME OF SUB-DIVISION	NAME OF SECTION	11kV FEEDER NAME	NAME OF DSS	DSS RATING IN (kVA)	PHASE	HG FUSE (Set)	AB SWITCH (Set)	LA (Set)	EARTHING (Nos.)	PLINTH (Nos.)	DP Required (Set)
768	Rayagada	GED	Gumuda	Ramanaguda	Palupai	Prikheti	25	3-PH	1	1	1	1		1
769	Rayagada	GED	Gumuda	Ramanaguda	Palupai	Kondajam	25	3-PH	1	1	1	1		1
770	Rayagada	GED	Gumuda	Ramanaguda	Suludi	Gogupadu	25	3-PH	1	1	1	1		1
771	Rayagada	GED	Gumuda	Ramanaguda	Suludi	Gotta	25	3-PH	1	1	1	1		1
772	ASKA	GSED	Chikiti	Patrapur	jayantipur	Ambagaon	25	3-PH			1	1		1

Location Sl. No. 25

LOCATION OF LV PROTECTION

SL. NO.	NAME OF CIRCLE	NAME OF DIVISION	NAME OF SUB-DIVISION	NAME OF SECTION	11 KV FEEDER NAME	DSS NAME	EXISTING DSS RATING (kVA)	QTY in Nos.
1	Rayagada	GED	GUMUDA	GUMUDA	GUMUDA	BINOD NAGAR	100	1
2	Rayagada	GED	GUMUDA	RAMANAGUDA	RAMANAGUDA	RAMANAGUDA	100	1
3	Rayagada	GED	GUMUDA	GUMUDA	NAIRA	NAIRA	250	1
4	Rayagada	GED	GUMUDA	GUMUDA	SUBDRAPUR	SUBDRAPUR	250	1
5	Rayagada	GED	GUNUPUR	GUNUPUR TOWN	REGEDA	RAGHUNATH NAGAR	250	1
6	Rayagada	GED	GUNUPUR	GUNUPUR TOWN	COURT	KAMALA NAGAR	250	1
7	Rayagada	GED	GUNUPUR	GUNUPUR TOWN	GUNUPUR TOWN	NEAR CT SCHOOL	250	1
8	Rayagada	GED	GUMUDA	RAMANAGUDA	SULUDI	SULUDI	63	1
9	Rayagada	GED	GUMUDA	RAMANAGUDA	SULUDI	KATKAI	63	1
10	Rayagada	GED	GUNUPUR	GUNUPUR TOWN	GUNUPUR TOWN	HALDIYA NALA	500	1
11	Rayagada	GED	GUNUPUR	GUNUPUR TOWN	GUNUPUR TOWN	NETA JI NAGAR	100	1
12	Rayagada	GED	GUNUPUR	GUNUPUR TOWN	GUNUPUR COURT	SEKHAR NAGAR	100	1
13	Rayagada	GED	GUNUPUR	GUNUPUR TOWN	GUNUPUR COURT	KALKI NAGAR	100	1
14	Rayagada	GED	GUNUPUR	GUNUPUR TOWN	GUNUPUR COURT	MOTI LAL NAGAR	100	1
15	Rayagada	GED	GUNUPUR	GUNUPUR TOWN	REGADA	MANGLA MANDIR	500	1
16	Rayagada	GED	GUNUPUR	GUNUPUR TOWN	REGADA	REGADA	100	1
17	Rayagada	GED	GUMUDA	RAMANAGUDA	BANKILI	LEDARI	25	1
18	Rayagada	GED	GUMUDA	RAMANAGUDA	LALBI	CHIKTAPANGA	25	1
19	Rayagada	GED	GUMUDA	RAMANAGUDA	LALBI	SIKAPADI	25	1
20	Rayagada	GED	GUMUDA	RAMANAGUDA	LALBI	LANGLUPAI	25	1
21	Rayagada	GED	GUMUDA	RAMANAGUDA	LALBI	LAKMINPUR VILLAGE-1	25	1
22	Rayagada	GED	GUMUDA	RAMANAGUDA	LALBI	LAKMINPUR VILLAGE	63	1
23	Rayagada	GED	GUMUDA	RAMANAGUDA	LALBI	BHEJA	25	1
24	Rayagada	GED	GUMUDA	RAMANAGUDA	LALBI	BANDHAGUDA	63	1
25	Rayagada	GED	GUMUDA	RAMANAGUDA	LALBI	INDRACOLONY	25	1
26	Rayagada	GED	GUMUDA	RAMANAGUDA	LALBI	PANATALA	25	1
27	Rayagada	GED	GUMUDA	RAMANAGUDA	LALBI	BANWALI GUDA-1	25	1
28	Rayagada	GED	GUMUDA	RAMANAGUDA	LALBI	BANWALI GUDA-2	25	1
29	Rayagada	GED	GUMUDA	RAMANAGUDA	LALBI	SHALBI	63	1
30	Rayagada	GED	GUMUDA	RAMANAGUDA	BOIMADA	KARNIPADU	63	1
31	Rayagada	GED	GUMUDA	RAMANAGUDA	LALBI	LUNDRUKONA	25	1
32	Rayagada	GED	GUMUDA	RAMANAGUDA	LALBI	DUMKUPADU	25	1
33	Rayagada	GED	GUMUDA	RAMANAGUDA	BOIMADA	MACHIKONA-1	63	1
34	RAYAGADA	PKED	R.UDAYAGIRI	R.UDAYAGIRI	R.UDAYAGIRI TOWN	SHIVA TEMPLE	100	1
35	RAYAGADA	PKED	R.UDAYAGIRI	R.UDAYAGIRI	R.UDAYAGIRI TOWN	SUBJAIL	100	1
36	RAYAGADA	PKED	R.UDAYAGIRI	R.UDAYAGIRI	R.UDAYAGIRI TOWN	HATAPADA	63	1
37	RAYAGADA	PKED	R.UDAYAGIRI	R.UDAYAGIRI	CHELIGADA	CHELIGADA GOUDASAHI	63	1
38	RAYAGADA	PKED	R.UDAYAGIRI	R.UDAYAGIRI	CHELIGADA	RANALAI	100	1
39	RAYAGADA	PKED	R.UDAYAGIRI	R.UDAYAGIRI	TABARSING	PARISALA	100	1
40	RAYAGADA	PKED	R.UDAYAGIRI	R.UDAYAGIRI	RAMAGIRI	RAMAGIRI MEDICAL	100	1
41	RAYAGADA	PKED	R.UDAYAGIRI	R.UDAYAGIRI	CHELIGADA	CHELAGADA	100	1
42	RAYAGADA	PKED	R.UDAYAGIRI	R.UDAYAGIRI	CHELIGADA	KHAMARISAHI	63	1
43	RAYAGADA	PKED	R.UDAYAGIRI	R.UDAYAGIRI	CHELIGADA	KUSHAPALLI	63	1
44	RAYAGADA	PKED	R.UDAYAGIRI	R.UDAYAGIRI	CHELIGADA	SIALILATI	63	1
45	RAYAGADA	PKED	R.UDAYAGIRI	R.UDAYAGIRI	RAMAGIRI OLD	NISANGAPUR	63	1
46	RAYAGADA	PKED	R.UDAYAGIRI	R.UDAYAGIRI	SAMBALPUR	SAMBALPUR	63	1
47	RAYAGADA	PKED	R.UDAYAGIRI	R.UDAYAGIRI	SAMBALPUR	UDAYAGUDA	100	1
48	Rayagada	PKED	UPPALADA	ESO GARABANDHA	GARABANDHA	GARABANDHA MARKET	250	1
49	Rayagada	PKED	UPPALADA	ESO GARABANDHA	GARABANDHA	GARABANDHA NEAR BANK	315	1
50	Rayagada	PKED	PARALAKHEMUNDI	PKD RURAL	KERANDI	DAMODAR VIHAR	250	1
51	Rayagada	PKED	PARALAKHEMUNDI	PKD RURAL	JITM	DIPTI SADAN	100	1
52	Rayagada	PKED	PARALAKHEMUNDI	PKD RURAL	TOWN 4	PWD	315	1
53	Rayagada	PKED	PARALAKHEMUNDI	PKD RURAL	TOWN 4	POLICE STATION	315	1
54	Rayagada	PKED	PARALAKHEMUNDI	PKD RURAL	TOWN 4	LIC	25	1
55	Rayagada	PKED	PARALAKHEMUNDI	PKD RURAL	TOWN 4	BIJU KALYAN MANDAP	100	1
56	Rayagada	PKED	PARALAKHEMUNDI	PKD RURAL	TOWN 4	TREASURY	100	1
57	Rayagada	PKED	PARALAKHEMUNDI	PKD RURAL	PHD	BANK OF MAHARASTA	100	1
58	RAYAGADA	PKED	R.UDAYGIRI	KHAJURIPADA	TITISING	BORIAL	63	1
59	RAYAGADA	PKED	R.UDAYGIRI	KHAJURIPADA	NUAGADA	NUAGADA BLOCK FRONT	250	1
60	RAYAGADA	PKED	R.UDAYGIRI	KHAJURIPADA	KEREDANGA	TABARPUTA	25	1

Location Sl. No. 25

LOCATION OF LV PROTECTION

SL. NO.	NAME OF CIRCLE	NAME OF DIVISION	NAME OF SUB-DIVISION	NAME OF SECTION	11 KV FEEDER NAME	DSS NAME	EXISTING DSS RATING (kVA)	QTY in Nos.
61	RAYAGADA	PKED	R.UDAYGIRI	KHAJURIPADA	KEREDANGA	P.ANTARADA	63	1
62	RAYAGADA	PKED	R.UDAYGIRI	KHAJURIPADA	LUHANGHAR	KIJANGA	25	1
63	RAYAGADA	PKED	R.UDAYGIRI	KHAJURIPADA	LUHANGHAR	TUNDERI	25	1
64	RAYAGADA	PKED	R.UDAYGIRI	KHAJURIPADA	LUHANGHAR	SOURI SCHOOL HOSTEL	25	1
65	Rayagada	RED	BISSAMCUTTACK	BISSAMCUTTACK	DAKULUGUDA-I	CHANCHARAGUDA	25	1
66	Rayagada	RED	BISSAMCUTTACK	BISSAMCUTTACK	DAKULUGUDA-I	SOURAGUDA	25	1
67	RAYAGADA	RED	RAYAGADA	JK PUR	KOLNARA	BHUJABALA	100	1
68	RAYAGADA	RED	RAYAGADA	JK PUR	KOLNARA	ADIBASI STREET	100	1
69	RAYAGADA	RED	RAYAGADA	JK PUR	PENTA	GREEN VALLY	100	1
70	RAYAGADA	RED	RAYAGADA	JK PUR	PENTA	JHINJILIBADI	100	1
71	RAYAGADA	RED	RAYAGADA	JK PUR	KUNDAM	KADAPADU	63	1
72	RAYAGADA	RED	RAYAGADA	JK PUR	KUNDAM	PENIKONA	63	1
73	RAYAGADA	RED	RAYAGADA	JK PUR	KUNDAM	DANGALODI	63	1
74	RAYAGADA	RED	RAYAGADA	JK PUR	KUNDAM	GOUDA KUNDAM	25	1
75	RAYAGADA	RED	RAYAGADA	JK PUR	KUNDAM	BHALUMATI	63	1
76	RAYAGADA	RED	RAYAGADA	JK PUR	KUNDAM	SIKAR DRUGUM	63	1
77	RAYAGADA	RED	RAYAGADA	JK PUR	MIRABALI	SURUNI	25	1
78	RAYAGADA	RED	RAYAGADA	JK PUR	MIRABALI	B SANDHUBADI	25	1
79	RAYAGADA	RED	RAYAGADA	JK PUR	MIRABALI	DURGAPADU	63	1
80	RAYAGADA	RED	RAYAGADA	JK PUR	MIRABALI	CHAMPI	25	1
81	RAYAGADA	RED	RAYAGADA	JK PUR	MIRABALI	PALAM TULASI	63	1
82	RAYAGADA	RED	RAYAGADA	JK PUR	KARUBAI	UHAPAKA	25	1
83	RAYAGADA	RED	RAYAGADA	JK PUR	KARUBAI	SANA SIGURU	25	1
84	RAYAGADA	RED	RAYAGADA	JK PUR	KARUBAI	KUNJABADI	25	1
85	RAYAGADA	RED	RAYAGADA	JK PUR	KARUBAI	NANDABADI	25	1
86	Rayagada	RED	THERUBALI	SIKARPAI	K.SINGPUR TOWN	RATHA PADIA	250	1
87	RAYAGADA	RED	THERUBALI	KASIPUR	TIKIRI TOWN	BUS STAND	500	1
88	RAYAGADA	RED	THERUBALI	KASIPUR	TIKIRI TOWN	GANGA SAHU MILL	250	1
89	RAYAGADA	RED	THERUBALI	KASIPUR	TIKIRI TOWN	LAMP	250	1
90	RAYAGADA	RED	THERUBALI	KASIPUR	KUCHEIPADAR	D KARALA	250	1
91	RAYAGADA	RED	THERUBALI	KASIPUR	KASIPUR TOWN	POLICE STATION	500	1
92	Rayagada	RED	BISSAMCUTTACK	BISSAMCUTTACK	DURGI	BUS STAND	250	1
93	Rayagada	RED	BISSAMCUTTACK	BISSAMCUTTACK	DURGI	MEDICAL SQUARE	250	1
94	Rayagada	RED	BISSAMCUTTACK	BISSAMCUTTACK	K.DHAMUNI	K.DHAMUNI	250	1
95	Rayagada	RED	THERUBALI	SIKARPAI	SERIGUMA	TUMBITARI	63	1
96	Aska	AED-II	KABISURYANAGAR	BUDHAMBA	GUDIAPALI	PANI PANCHAYAT-1	25	1
97	Aska	AED-II	KABISURYANAGAR	KABISURYANAGAR	GUDIALI	SUNARIJHOLA 3	25	1
98	Aska	AED-II	BUGUDA	BALIPADAR	BALIPADAR TOWN	NILAKANTHESWAR TEMPLE	25	1
99	Aska	AED-II	KABISURYANAGAR	BUDHAMBA	BUDHAMBA	KHAJAPALLI VILLAGE 2	25	1
100	Aska	AED-II	BUGUDA	BALIPADAR	BALIPADAR TOWN	ADUASAHI BALIPADAR	25	1
101	Aska	AED-II	KABISURYANAGAR	KABISURYANAGAR	KANIARI	BANSIDHAR RICEMILL	25	1
102	Aska	AED-II	KABISURYANAGAR	BUDHAMBA	GUDIALI	PANDA MILL PRONT SIDE L	63	1
103	Aska	AED-II	BUGUDA	BALIPADAR	A KARADABADI	A.KARADABADI SORODA CHAKA	25	1
104	Aska	AED-II	BUGUDA	BUGUDA	MANITARA	GOLABANDA 1	25	1
105	Aska	AED-II	KABISURYANAGAR	BUDHAMBA	BADAMAHURI	KHAIARAPALLI	63	1
106	Aska	AED-II	KABISURYANAGAR	KABISURYANAGAR	BOLASARA	AMBAPUA 3	25	1
107	Aska	AED-II	BUGUDA	BUGUDA	BUGUDA TOWN	BUDHAKHOL MANDIR	25	1
108	Aska	AED-II	KABISURYANAGAR	KABISURYANAGAR	KANIARI	SAMANTARAPALLI OLI	25	1
109	Aska	AED-II	BUGUDA	BUGUDA	KARCHULI	BOROTONDA 1	25	1
110	Aska	AED-II	KABISURYANAGAR	BUDHAMBA	GUDIALI	MOHANAPALLI ROAD LI 2	63	1
111	Aska	AED-II	BUGUDA	BUGUDA	KARCHULI	TAKARADA OAIC	63	1
112	Aska	AED-II	BUGUDA	BUGUDA	MOTABADI	SOLANDI 1	25	1
113	Aska	AED-II	BUGUDA	BUGUDA	MOTABADI	BARIKAPALLY	25	1
114	Aska	AED-II	KABISURYANAGAR	KABISURYANAGAR	BARIDA	BALIAPALLI 1	63	1
115	Aska	AED-II	BUGUDA	BUGUDA	KARCHULI	UDAYPUR 1	25	1
116	Aska	AED-II	BUGUDA	BUGUDA	MANITARA	CHILIKHAMA 3	25	1
117	Aska	AED-II	BUGUDA	BUGUDA	MOTABADI	THANAPALLI 1	25	1
118	Aska	AED-II	BUGUDA	BUGUDA	MANITARA	CHILIKHAMA 6	63	1
119	Aska	AED-II	BUGUDA	BUGUDA	MANITARA	CHILIKHAMA 5	25	1
120	Aska	AED-II	KABISURYANAGAR	KABISURYANAGAR	KS NAGAR TOWN	I B BANGLOW 1	250	1

Location Sl. No. 25

LOCATION OF LV PROTECTION

SL. NO.	NAME OF CIRCLE	NAME OF DIVISION	NAME OF SUB-DIVISION	NAME OF SECTION	11 KV FEEDER NAME	DSS NAME	EXISTING DSS RATING (kVA)	QTY in Nos.
121	Aska	AED-II	KABISURYANAGAR	KABISURYANAGAR	KS NAGAR TOWN	TV CENTRE 2	315	1
122	Aska	AED-II	KABISURYANAGAR	BUDHAMBA	SIALIA	N K KHARIDA 4	25	1
123	Aska	AED-II	BUGUDA	BUGUDA	MANITARA	TAMBIRI 4	25	1
124	Aska	AED-II	KABISURYANAGAR	BUDHAMBA	BUDHAMBA	MAIN ROAD 3	63	1
125	Aska	AED-II	KABISURYANAGAR	KABISURYANAGAR	KANIARI	MADHURAJHOLI 1	63	1
126	Aska	AED-II	KABISURYANAGAR	BUDHAMBA	SIALIA	SIALIA 2	63	1
127	Aska	AED-II	KABISURYANAGAR	BUDHAMBA	GUDIALI	GUDIALI TOTASAHI END LI	63	1
128	Aska	AED-II	KABISURYANAGAR	BUDHAMBA	GUDIALI	GUDIALI TOTASAHI END LI	63	1
129	Aska	AED-II	BUGUDA	BUGUDA	BUGUDA TOWN	KOTOKALA VILLAGE	63	1
130	Aska	AED-II	BUGUDA	BUGUDA	BUGUDA TOWN	KOTOKALA POULTRY FIRM	63	1
131	Aska	AED-II	BUGUDA	BALIPADAR	PANGIDI	K CHANDANPEDI NEW	63	1
132	Aska	AED-II	BUGUDA	BUGUDA	BUGUDA TOWN	CANEL SAHI	250	1
133	Aska	AED-II	BUGUDA	BUGUDA	MANITARA	SANKURU	100	1
134	Aska	AED-II	BUGUDA	BALIPADAR	BALIPADAR TOWN	MALISAHI CHOWK-1	250	1
135	Aska	AED-II	KABISURYANAGAR	BUDHAMBA	SIALIA	RAGHUNATHPALLI VILLAGE	63	1
136	Aska	AED-II	BUGUDA	BUGUDA	BUGUDA TOWN	KAILASHNAGAR 1	63	1
137	Aska	AED-II	KABISURYANAGAR	BUDHAMBA	BUDHAMBA	KHAJAPALLI VILLAGE 3	63	1
138	Aska	AED-II	BUGUDA	BUGUDA	BUGUDA TOWN	KADAPADA VILLAGE	63	1
139	Aska	AED-II	KABISURYANAGAR	BUDHAMBA	SIALIA	RAMPUDI 3	63	1
140	Aska	AED-II	BUGUDA	BALIPADAR	BALIPADAR TOWN	ARAKHAPUR KALYAN MANDAP-1	63	1
141	Aska	AED-II	BUGUDA	BUGUDA	BUGUDA TOWN	ODIASAHI	250	1
142	Aska	AED-II	KABISURYANAGAR	KABISURYANAGAR	KS NAGAR TOWN	IB SQUARE	500	1
143	Aska	AED-II	KABISURYANAGAR	KABISURYANAGAR	BOLASARA	BOLASARA 3	63	1
144	Aska	AED-II	BUGUDA	BALIPADAR	A KARADABADI	KHUDPALI CHAKA	63	1
145	Aska	AED-II	BUGUDA	BALIPADAR	A KARADABADI	DENGAPADARA ADUA SAHI	63	1
146	Aska	AED-II	KABISURYANAGAR	KABISURYANAGAR	KANIARI	MATATENTULIYA 2	63	1
147	Aska	AED-II	KABISURYANAGAR	KABISURYANAGAR	PATHARA	SUNDARIAPADA 1	63	1
148	Aska	AED-II	BUGUDA	BALIPADAR	A KARADABADI	A.KARDABADI CANAL SIDE1	63	1
149	Aska	AED-II	BUGUDA	BALIPADAR	A KARADABADI	DASIPUR THAKURANI TAMPLE	63	1
150	Aska	AED-II	KABISURYANAGAR	BUDHAMBA	SIALIA	N K KHARIDA 2	250	1
151	Aska	AED-II	BUGUDA	BALIPADAR	BALIPADAR TOWN	BALIPADAR BANJAR	250	1
152	Aska	AED-II	BUGUDA	BUGUDA	BUGUDA TOWN	MAHULIA TUTA 1	250	1
153	Aska	AED-II	KABISURYANAGAR	BUDHAMBA	GUDIALI	GUDIALI PANDA BANDHO 2	250	1
154	Aska	AED-II	KABISURYANAGAR	BUDHAMBA	GUDIALI	GUDIALI PANDA BANDHO 2	250	1
155	Aska	AED-II	BUGUDA	BUGUDA	BUGUDA TOWN	BALPINDI POND 1	250	1
156	Aska	AED-II	BUGUDA	BUGUDA	MANITARA	KHORASAHI	250	1
157	Aska	AED-II	BUGUDA	BALIPADAR	BALIPADAR TOWN	BALIPADAR VEGITABLE MARKET-1	100	1
158	Aska	AED-II	KABISURYANAGAR	KABISURYANAGAR	BOLASARA	NANDIAGADA 1	250	1
159	Aska	AED-II	KABISURYANAGAR	BUDHAMBA	KS NAGAR TOWN	FIRE STATION	250	1
160	Aska	AED-II	KABISURYANAGAR	KABISURYANAGAR	KS NAGAR TOWN	BRUNDABAN CHANDRAPUR SASAN 2	250	1
161	Aska	AED-II	BUGUDA	BALIPADAR	BALIPADAR TOWN	NILAKANTHA NAGAR	100	1
162	ASKA	AED-I	ASKA	DHARAKOTE	PUTU	JAHADA KALI TEMPLE	250	1
163	Aska	AED-II	BUGUDA	BUGUDA	KARCHULI	JEAK 5	100	1
164	Aska	AED-II	BUGUDA	BALIPADAR	A KARADABADI	KAJU FACTORY EKADALA	100	1
165	Aska	AED-II	BUGUDA	BUGUDA	BUGUDA TOWN	HARISARAN PUR 1	100	1
166	Aska	AED-II	BUGUDA	BUGUDA	BUGUDA TOWN	JAGAT PATNA	100	1
167	Aska	AED-II	BUGUDA	BALIPADAR	BALIPADAR TOWN	MAHULAPALLI NEAR KALUA TEMPLE	100	1
168	Aska	AED-II	BUGUDA	BALIPADAR	BALIPADAR TOWN	MALISAHI CHOWK-2	100	1
169	Aska	AED-II	BUGUDA	BUGUDA	BUGUDA TOWN	BALPINDI POND 3	100	1
170	ASKA	AED-I	ASKA	DHARAKOTE	MUNDAMAREI	MUNDAMARAI HADI SAHI 1	250	1
171	Aska	AED-II	BUGUDA	BUGUDA	BUGUDA TOWN	FROEST RANGE 1	100	1
172	Aska	AED-II	BUGUDA	BUGUDA	BUGUDA TOWN	BIRANCHI NARAYAN PUBLIC	100	1
173	ASKA	AED-I	ASKA	DHARAKOTE	PUTU	JAHADA GOUDA SAHI	250	1
174	ASKA	AED-I	ASKA	DHARAKOTE	PUTU	JAHADA THAKURANI TEMPLE	250	1
175	Aska	AED-II	BUGUDA	BUGUDA	BUGUDA TOWN	OPPOSITE MAGISTRATE RES	100	1
176	Aska	AED-II	BUGUDA	BUGUDA	BUGUDA TOWN	SANJAY	100	1
177	Aska	AED-II	BUGUDA	BUGUDA	BUGUDA TOWN	JAGAT PATNA VILLAGE POINT	100	1
178	Aska	AED-II	BUGUDA	BUGUDA	BUGUDA TOWN	MAGISTRATE RES 3	100	1
179	ASKA	AED-I	ASKA	DHARAKOTE	DHARAKOTE MEDICAL	DHARAKOTE BOARD SCHOOL	250	1
180	ASKA	AED-I	ASKA	DHARAKOTE	SINGIPUR	OMM STONE PRODUCTS	500	1

Location Sl. No. 25

LOCATION OF LV PROTECTION

SL. NO.	NAME OF CIRCLE	NAME OF DIVISION	NAME OF SUB-DIVISION	NAME OF SECTION	11 KV FEEDER NAME	DSS NAME	EXISTING DSS RATING (kVA)	QTY in Nos.
181	Aska	AED-I	NUAGAON	NUAGAON-1	COLLEGE SQUARE	COLLEGE SQR	500	1
182	Aska	AED-I	NUAGAON	NUAGAON-1	COLLEGE SQUARE	PANDA COLONY	100	1
183	Aska	AED-I	NUAGAON	NUAGAON-1	COLLEGE SQUARE	BHEJIPUT MAIN ROAD-1	100	1
184	Aska	AED-I	ASKA	ASKA	ASKA BUS STAND	HARIHARA NAGAR	500	1
185	Aska	AED-I	ASKA	ASKA	ASKA BUS STAND	ACMPCS	500	1
186	Aska	AED-I	ASKA	ASKA	JOKABANDHA	ASHOK CINEMA HALL	500	1
187	Aska	AED-I	ASKA	ASKA	ASKA BUS STAND	BANI BIHAR PHD	500	1
188	Aska	AED-I	ASKA	ASKA	ASKA BUS STAND	BIJU PATNAIK INDOOR STADIUM	250	1
189	ASKA	GSED	CHIKITI	CHIKITI	BAHANAPATTI	RADHAMOHANPUR	250	1
190	ASKA	GSED	CHIKITI	CHIKITI	KOTLING	CHILADI	250	1
191	ASKA	GSED	CHIKITI	CHIKITI	CHIKITI GADA	JAGANATH TEMPLE	500	1
192	Aska	GSED	DIGAPAHANDI	DIGAPAHANDI	PADMANAVAPUR	MAGURAPADA	63	1
193	Aska	AED-II	KABISURYANAGAR	KABISURYANAGAR	GUDIALI	SADABARTANUAGAN 1	100	1
194	Aska	AED-II	KABISURYANAGAR	KABISURYANAGAR	BARIDA	GOBINDAPUR 4	100	1
195	Aska	AED-II	KABISURYANAGAR	KABISURYANAGAR	BARIDA	BHATAPADA 2	100	1
196	Aska	AED-II	KABISURYANAGAR	BUDHAMBA	GUDIALI	GUDIALI TOTASAHI	100	1
197	Aska	AED-II	KABISURYANAGAR	KABISURYANAGAR	BARIDA	KUSAPALLI 2	100	1
198	Aska	AED-II	KABISURYANAGAR	BUDHAMBA	ATHAGADA PATANA	HADISAHI ATHAGADA 1	100	1
199	Aska	AED-II	KABISURYANAGAR	BUDHAMBA	KS NAGAR TOWN	BANADEVI ITI 1	100	1
200	Aska	AED-II	KABISURYANAGAR	BUDHAMBA	KS NAGAR TOWN	BANADEVI ITI 2	100	1
201	Aska	AED-II	KABISURYANAGAR	KABISURYANAGAR	KS NAGAR TOWN	SIKHARAPUR SAHI 3	100	1
202	ASKA	GSED	CHIKITI	SURANGI	KELUA	BADABARANGA	250	1
203	Aska	AED-II	KABISURYANAGAR	KABISURYANAGAR	KS NAGAR TOWN	KABISURYA NAGAR STADIUM 2	100	1
204	Aska	AED-II	KABISURYANAGAR	KABISURYANAGAR	KS NAGAR TOWN	SHREE JATESHWAR TEMPLE 3	100	1
205	Aska	AED-II	KABISURYANAGAR	KABISURYANAGAR	KS NAGAR TOWN	MCC	100	1
206	City	BED-I	GOPALPUR	GOPALPUR	BOXIPALLI	BOXIPALLI	100	1
207	City	BED-I	GOPALPUR	GOPALPUR	BOXIPALLI	DIGIPUR	100	1
208	City	BED-I	GOPALPUR	GOPALPUR	BOXIPALLI	DARAMPUR	100	1
209	City	BED-I	GOPALPUR	GOPALPUR	BOXIPALLI	BRAHMA MANDIR	25	1
210	City	BED-I	GOPALPUR	GOPALPUR	BOXIPALLI	NEW BOXIPALLI	63	1
211	City	BED-I	GOPALPUR	GOPALPUR	BOXIPALLI	NEW BOXIPALLI	100	1
212	City	BED-I	GOPALPUR	GOPALPUR	BOXIPALLI	DEEGIPUR	63	1
213	City	BED-I	GOPALPUR	GOPALPUR	BOXIPALLI	VICALP	25	1
214	City	BED-I	GOPALPUR	GOPALPUR	BOXIPALLI	RWSS VENKETRAIPUR-1	25	1
215	City	BED-I	GOPALPUR	GOPALPUR	BOXIPALLI	RWSS VENKETRAIPUR-2	25	1
216	City	BED-I	GOPALPUR	GOPALPUR	BOXIPALLI	RWSS ODRP BOXIPALLI	25	1
217	City	BED-I	GOPALPUR	GOPALPUR	BOXIPALLI	ADATALAPALLI	100	1
218	City	BED-I	GOPALPUR	GOPALPUR	BOXIPALLI	RWSS ADATALAPALLI	25	1
219	City	BED-I	GOPALPUR	GOPALPUR	GOPALPUR TOWN	INDOOR STADIUM	100	1
220	City	BED-I	GOPALPUR	GOPALPUR	GOPALPUR TOWN	POLICE STATION	63	1
221	City	BED-I	GOPALPUR	GOPALPUR	GOPALPUR TOWN	MEDICAL-I	250	1
222	City	BED-I	GOPALPUR	GOPALPUR	GOPALPUR TOWN	MAHAVEER JUNCTION	100	1
223	City	BED-I	GOPALPUR	GOPALPUR	GOPALPUR TOWN	ROYAL APPART	100	1
224	City	BED-I	GOPALPUR	GOPALPUR	GOPALPUR TOWN	DG GUEST HOUSE	100	1
225	City	BED-I	GOPALPUR	GOPALPUR	GOPALPUR TOWN	SPECTRUM	500	1
226	City	BED-I	GOPALPUR	GOPALPUR	GOPALPUR TOWN	PALM BEACH	100	1
227	City	BED-I	GOPALPUR	GOPALPUR	GOPALPUR TOWN	NEW CIRCUIT HOUSE	100	1
228	City	BED-I	GOPALPUR	GOPALPUR	GOPALPUR TOWN	HIGH COURT GUEST HOUSE	100	1
229	City	BED-III	KANISI	JAGAPUR	GOLONTHARA	KHUNTAPALLI	63	1
230	City	BED-III	KANISI	JAGAPUR	GOLONTHARA	CHIPRAPLLI	63	1
231	City	BED-III	KANISI	JAGAPUR	GOLONTHARA	HARIPUR	63	1
232	City	BED-III	KANISI	JAGAPUR	SUVANI	BALIBANDHA	63	1
233	City	BED-III	KANISI	JAGAPUR	SUVANI	K.SUMANDI SHIVA MANDIRA	100	1
234	City	BED-III	KANISI	JAGAPUR	SUVANI	SUVANI GADANALA SAHI	100	1
235	City	BED-III	KANISI	JAGAPUR	SUVANI	SUVANI SALT STREET	100	1
236	City	BED-III	KANISI	JAGAPUR	SUVANI	SUVANI ROAD SAHI	100	1
237	City	BED-III	KANISI	JAGAPUR	SUVANI	SUVANI SWARGADUARA SAHI	63	1
238	City	BED-III	SDO-IV	LATHI	ANANTAI	100KVA MAHURIKALUA	100	1
239	City	BED-III	SDO-IV	LATHI	DENGAPADAR	BAGHAJHARI	25	1
240	City	BED-III	SDO-IV	LATHI	DENGAPADAR	TULASI NAGAR	100	1

Location Sl. No. 25

LOCATION OF LV PROTECTION

SL. NO.	NAME OF CIRCLE	NAME OF DIVISION	NAME OF SUB-DIVISION	NAME OF SECTION	11 KV FEEDER NAME	DSS NAME	EXISTING DSS RATING (kVA)	QTY in Nos.
241	City	BED-III	SDO-IV	LATHI	SUKUNDA	LANGALDEI	63	1
242	City	BED-III	SDO-IV	LATHI	SUKUNDA	JAYANTI NAGAR	100	1
243	City	BED-III	SDO-IV	LATHI	SUKUNDA	250SUKUNDA	250	1
244	City	BED-III	SDO-IV	LATHI	LATHI	SANKUNTALA NAGAR	100	1
245	City	BED-III	SDO-IV	LATHI	MOHUDA	MAHUDA BAURI SAHI	25	1
246	City	BED-II	SDO-1	ASKA ROAD-ESO1	ASKA ROAD PHD	ASKA ROAD PHD	250	1
247	City	BED-II	SDO-1	ASKA ROAD-ESO1	AUTO NAGAR	AUTO NAGAR 3RD LINE	100	1
248	City	BED-II	SDO-1	ASKA ROAD-ESO1	SRIRAM NAGAR	BINAYAK ACHARYA SCHOOL	500	1
249	City	BED-II	SDO-1	ASKA ROAD-ESO1	AUTO NAGAR	AUTO NAGAR 1ST LANE	25	1
250	City	BED-II	SDO-1	ASKA ROAD-ESO1	CITY HOSPITAL-AMBAGADA	SRIRAM NAGAR DASHGHARIA LINE-1	250	1
251	City	BED-II	SDO-1	ASKA ROAD-ESO1	CITY HOSPITAL-AMBAGADA	GANAPATI NAGAR 7TH LANE	100	1
252	City	BED-II	SDO-1	ASKA ROAD-ESO1	SRIRAM NAGAR	GAUDA SAHI	250	1
253	City	BED-II	SDO-1	ASKA ROAD-ESO1	SRIRAM NAGAR	GRAMA DEBATI 1	250	1
254	City	BED-II	SDO-1	ASKA ROAD-ESO1	SRIRAM NAGAR	GRAMA DEBATI 2	250	1
255	City	BED-II	SDO-1	ASKA ROAD-ESO1	CITY HOSPITAL-AMBAGADA	HARSHA BIHAR ARJUN SWAIN	25	1
256	City	BED-II	SDO-1	ASKA ROAD-ESO1	CITY HOSPITAL-AMBAGADA	MAHARANA SAHI	250	1
257	City	BED-II	SDO-1	ASKA ROAD-ESO1	CITY HOSPITAL-AMBAGADA	MAYUR MAJESTIC	500	1
258	City	BED-II	SDO-1	ASKA ROAD-ESO1	SRIRAM NAGAR	MARTHAPETA 1	500	1
259	City	BED-II	SDO-1	ASKA ROAD-ESO1	SRIRAM NAGAR	VEGETABLE MARKET	250	1
260	City	BED-II	SDO-1	ASKA ROAD-ESO1	SRIRAM NAGAR	BADABAZAR POLICE STATION	500	1
261	City	BED-II	SDO-1	ASKA ROAD-ESO1	SRIRAM NAGAR	PHUL SUNDARI SAHI	250	1
262	City	BED-II	SDO-1	ASKA ROAD-ESO1	CITY HOSPITAL-AMBAGADA	SANJIVANI VIHAR 3RD LANE	250	1
263	City	BED-II	SDO-1	ASKA ROAD-ESO1	CITY HOSPITAL-AMBAGADA	SANJIVANI VIHAR 1ST LANE	63	1
264	City	BED-II	SDO-1	ASKA ROAD-ESO1	CITY HOSPITAL-AMBAGADA	SANJIVANI VIHAR APARTMENT LN-1	100	1
265	City	BED-II	SDO-1	ASKA ROAD-ESO1	SRIRAM NAGAR	NEAR ASKA ROAD PUMP HOUSE	500	1
266	City	BED-II	SDO-3	GOSANINUAGAM	GOSANINUAGAON	AMBIKANAGAR 1ST LINE	500	1
267	City	BED-II	SDO-3	GOSANINUAGAM	GOSANINUAGAON	BALAJI NAGAR PHD	25	1
268	City	BED-II	SDO-3	GOSANINUAGAM	GOSANINUAGAON	BEDABANDHA	100	1
269	City	BED-II	SDO-3	GOSANINUAGAM	GOSANINUAGAON	BILLA SAHI	500	1
270	City	BED-II	SDO-3	GOSANINUAGAM	HILLPATNA	BIJIPUR BAZAR	500	1
271	City	BED-II	SDO-3	GOSANINUAGAM	GOSANINUAGAON	BILLO SAHI NEW	250	1
272	City	BED-II	SDO-3	GOSANINUAGAM	GUNDICHA TEMPLE	BALA ASHRAM	250	1
273	City	BED-II	SDO-3	GOSANINUAGAM	GOSANINUAGAON	CANAL SAHI OLD	250	1
274	City	BED-II	SDO-3	GOSANINUAGAM	GOSANINUAGAON	CANAL SAHI NEW	500	1
275	City	BED-II	SDO-3	GOSANINUAGAM	OM VIHAR	DEEPAK RESIDENCY	500	1
276	City	BED-II	SDO-3	GOSANINUAGAM	GOSANINUAGAON	DHAMNA SHAHI	500	1
277	City	BED-II	SDO-3	GOSANINUAGAM	GOSANINUAGAON	GUPTA BRUNDABAN SAHI PHD	25	1
278	City	BED-II	SDO-3	GOSANINUAGAM	HILLPATNA	GOPINATH NAGAR CHOWK	250	1
279	City	BED-II	SDO-3	GOSANINUAGAM	UTTARESHWAR TEMPLE	GOSANINUA GAON POLICE STATION	25	1
280	City	BED-II	SDO-3	GOSANINUAGAM	ANDHAPASARA ROAD	NEAR HANUMAN MANDIR	250	1
281	City	BED-II	SDO-3	GOSANINUAGAM	GUNDICHA TEMPLE	HDFC BANK GOSANI NUAGAON BRANCH	63	1
282	City	BED-II	SDO-3	GOSANINUAGAM	GUNDICHA TEMPLE	KC HIGH SCHOOL	500	1
283	City	BED-II	SDO-3	GOSANINUAGAM	GOSANINUAGAON	KAUTUKI NAGAR AT BEDABANDHA	100	1
284	City	BED-II	SDO-3	GOSANINUAGAM	GOSANINUAGAON	KAUTUKI NAGAR INFRONT MAA KALUA TEMPLE	250	1
285	City	BED-II	SDO-3	GOSANINUAGAM	GOSANINUAGAON	KVN RAO	25	1
286	City	BED-II	SDO-3	GOSANINUAGAM	GANDHINAGAR-2	LAXMI SAHI	250	1
287	City	BED-II	SDO-3	GOSANINUAGAM	GUNDICHA TEMPLE	LIC OFFICE-1	500	1
288	City	BED-II	SDO-3	GOSANINUAGAM	GUNDICHA TEMPLE	LIC OFFICE-2	100	1
289	City	BED-II	SDO-3	GOSANINUAGAM	GOSANINUAGAON	KAUTUKI NAGAR PHD-1	100	1
290	City	BED-II	SDO-3	GOSANINUAGAM	GOSANINUAGAON	KAUTUKI NAGAR PHD-2	250	1
291	City	BED-II	SDO-3	GOSANINUAGAM	GOSANINUAGAON	PUSHPANJALI HERITAGE	100	1
292	City	BED-II	SDO-3	GOSANINUAGAM	ANDHAPASARA ROAD	NANDIGHOSH CITY-1	500	1
293	City	BED-II	SDO-3	GOSANINUAGAM	ANDHAPASARA ROAD	NANDIGHOSH CITY-2	500	1
294	City	BED-II	SDO-3	GOSANINUAGAM	UTTARESHWAR TEMPLE	NEHERU NAGAR 9TH LINE	500	1
295	City	BED-II	SDO-3	GOSANINUAGAM	GOSANINUAGAON	N K NAGAR 4TH LANE PHD	250	1
296	City	BED-II	SDO-3	GOSANINUAGAM	GOSANINUAGAON	NILAKANTHA NAGAR 1ST LINE	250	1
297	City	BED-II	SDO-3	GOSANINUAGAM	OM VIHAR	OM VIHAR NEAR AYYAPPA TEMPLE	100	1
298	City	BED-II	SDO-3	GOSANINUAGAM	OM VIHAR	OM BIHAR	100	1
299	City	BED-II	SDO-3	GOSANINUAGAM	ANDHAPASARA ROAD	PATITAPABAN NAGAR DT	500	1
300	City	BED-II	SDO-3	GOSANINUAGAM	GOSANINUAGAON	PRIYADARSHNI AMBIANCE	500	1

Location Sl. No. 25

LOCATION OF LV PROTECTION

SL. NO.	NAME OF CIRCLE	NAME OF DIVISION	NAME OF SUB-DIVISION	NAME OF SECTION	11 KV FEEDER NAME	DSS NAME	EXISTING DSS RATING (kVA)	QTY in Nos.
301	City	BED-II	SDO-3	GOSANINUAGAM	GOSANINUAGAON	VIVAKANANDA MARGA NEAR SARATHI HOME	63	1
302	City	BED-II	SDO-3	GOSANINUAGAM	HILLPATNA	POLICE HOUSING COLONY	100	1
303	City	BED-II	SDO-3	GOSANINUAGAM	ANDHAPASARA ROAD	PRIYADARSHINI APPARTMENT	100	1
304	City	BED-II	SDO-3	GOSANINUAGAM	GUNDICHA TEMPLE	RAJIV GANDHI MARKET COMPLEX	250	1
305	City	BED-II	SDO-3	GOSANINUAGAM	UTTARESHWAR TEMPLE	RAJA RANI MALL	500	1
306	City	BED-II	SDO-3	GOSANINUAGAM	UTTARESHWAR TEMPLE	RAJA RANI RESIDENCY	500	1
307	City	BED-II	SDO-3	GOSANINUAGAM	UTTARESHWAR TEMPLE	RAJIV AWAS YOJANA COLONY 2	500	1
308	City	BED-II	SDO-3	GOSANINUAGAM	UTTARESHWAR TEMPLE	RAJIV AWAS YOJANA COLONY	500	1
309	City	BED-II	SDO-3	GOSANINUAGAM	GANDHINAGAR-2	SPECTRUM REGALIA APPARTMENT	250	1
310	City	BED-II	SDO-3	GOSANINUAGAM	UTTARESHWAR TEMPLE	RAJA RANI ENCLAVE MAIN ROAD	250	1
311	City	BED-II	SDO-3	GOSANINUAGAM	UTTARESHWAR TEMPLE	RAJA RANI ENCLAVE	250	1
312	City	BED-II	SDO-3	GOSANINUAGAM	ANDHAPASARA ROAD	RAJARANI NILAYAM APPARTMENT	250	1
313	City	BED-II	SDO-3	GOSANINUAGAM	UTTARESHWAR TEMPLE	RAJA RANI RESIDENCY B BLOCK	500	1
314	City	BED-II	SDO-3	GOSANINUAGAM	GOSANINUAGAON	SALIABANDHA SAHI	250	1
315	City	BED-II	SDO-3	GOSANINUAGAM	HOUSING BOARD	SALIA BANDHA	250	1
316	City	BED-II	SDO-3	GOSANINUAGAM	OM VIHAR	SADANANDA BIHAR MAIN ROAD	500	1
317	City	BED-II	SDO-3	GOSANINUAGAM	OM VIHAR	PRESIDENCY HOMES	63	1
318	City	BED-II	SDO-3	GOSANINUAGAM	OM VIHAR	SHAKTINAGAR CHOWK	250	1
319	City	BED-II	SDO-3	GOSANINUAGAM	GANDHINAGAR-2	SPECTRUM COLONY PHD	63	1
320	City	BED-II	SDO-3	GOSANINUAGAM	GOSANINUAGAON	SASTRI NAGAR 1ST LANE	250	1
321	City	BED-II	SDO-3	GOSANINUAGAM	GOSANINUAGAON	SARATHI HOME	100	1
322	City	BED-II	SDO-3	GOSANINUAGAM	GOSANINUAGAON	TOTASAHI	500	1
323	City	BED-II	SDO-3	GOSANINUAGAM	UTTARESHWAR TEMPLE	UTTARESWAR SUB-STATION	500	1
324	City	BED-II	SDO-3	GOSANINUAGAM	UTTARESHWAR TEMPLE	VIVEKANAND RESIDENCY	100	1
325	City	BED-II	SDO-3	GOSANINUAGAM	HILLPATNA	SUNARI BANDHA	500	1
326	City	BED-II	SDO-3	GOSANINUAGAM	UTTARESHWAR TEMPLE	VIVEKANAND APPRT	250	1
327	City	BED-II	SDO-3	GANDHINAGAR	HOUSING BOARD	BHUBANESWARI RESIDENCY	100	1
328	City	BED-II	SDO-3	GANDHINAGAR	UB ROAD	GANDHI SQUARE-II	100	1
329	City	BED-II	SDO-3	GANDHINAGAR	UB ROAD	KONARK	500	1
330	City	BED-II	SDO-3	GANDHINAGAR	GANDHINAGAR-1	PREM NAGAR MAIN ROAD	100	1
331	City	BED-II	SDO-3	GANDHINAGAR	GANDHINAGAR-2	MANGO MARKET-II	500	1
332	City	BED-II	SDO-3	GANDHINAGAR	SANA BAZAR	SRINIVASAM APPARTMENT	100	1
333	City	BED-II	SDO-3	GANDHINAGAR	GANDHINAGAR-2	SAI PRASAD RESIDENCY	250	1
334	City	BED-II	SDO-3	GANDHINAGAR	GANDHINAGAR-1	SIVA SHAKTI SQUARE	500	1
335	City	BED-II	SDO-1	GATE BAZAR-ESO3	GATE BAZAR	KUTHARI MANDIRA	500	1
336	City	BED-II	SDO-1	GATE BAZAR-ESO3	BRAJA NAGAR	INDU VATIKA APARTMENT	500	1
337	City	BED-II	SDO-1	GATE BAZAR-ESO3	BRAJA NAGAR	INDU VATIKA APARTMENT LOCHAPADA ROAD	250	1
338	City	BED-II	SDO-1	GATE BAZAR-ESO3	BRAJA NAGAR	BANK COLONY 3RD LANE-2	100	1
339	City	BED-II	SDO-1	GATE BAZAR-ESO3	BRAJA NAGAR	BANK COLONY WATER TANK 1 PHD	100	1
340	City	BED-II	SDO-1	GATE BAZAR-ESO3	BRAJA NAGAR	BRAJANAGAR 2ND LANE	500	1
341	City	BED-II	SDO-1	GATE BAZAR-ESO3	BRAJA NAGAR	BRAJANAGAR RADHA KRISHNA TEMPLE ROAD 3RD LANE	500	1
342	City	BED-II	SDO-1	GATE BAZAR-ESO3	BRAJA NAGAR	BRAJANAGAR BUS STOP	250	1
343	City	BED-II	SDO-1	GATE BAZAR-ESO3	UB ROAD	CORPORATION ROAD PHD	63	1
344	City	BED-II	SDO-1	GATE BAZAR-ESO3	DALUA SAHI	DALUA STREET-1	500	1
345	City	BED-II	SDO-1	GATE BAZAR-ESO3	DALUA SAHI	DALUA STREET-2	500	1
346	City	BED-II	SDO-1	GATE BAZAR-ESO3	UB ROAD	BIJU PATNAIK PARK IPDS-2	500	1
347	City	BED-II	SDO-1	GATE BAZAR-ESO3	UB ROAD	KAMPA STREET	500	1
348	City	BED-II	SDO-1	GATE BAZAR-ESO3	DALUA SAHI	LAVLA RESIDENCY	250	1
349	City	BED-II	SDO-1	GATE BAZAR-ESO3	TULSI NAGAR	ADI MANIK APPARTMENT	100	1
350	City	BED-II	SDO-1	GATE BAZAR-ESO3	GATE BAZAR	OCTRAI GATE	500	1
351	City	BED-II	SDO-1	GATE BAZAR-ESO3	DALUA SAHI	P.JAGANNATH PR RAO	100	1
352	City	BED-II	SDO-1	GATE BAZAR-ESO3	DALUA SAHI	MILTARY LANE	500	1
353	City	BED-II	SDO-1	GATE BAZAR-ESO3	TULSI NAGAR	SURAJ BIHAR PARK	100	1
354	City	BED-II	SDO-1	GATE BAZAR-ESO3	TULSI NAGAR	SUVAM VIHAR	25	1
355	City	BED-II	SDO-1	GATE BAZAR-ESO3	DALUA SAHI	DALEI COMPLEX	250	1
356	City	BED-II	SDO-1	GATE BAZAR-ESO3	TULSI NAGAR	TULASI NAGAR MAIN ROAD	500	1
357	City	BED-II	SDO-1	OLD BERHAMPUR-ESO2	GANESH NAGAR	AINA BANDHA SAHI	500	1
358	City	BED-II	SDO-1	OLD BERHAMPUR-ESO2	GANESH NAGAR	JHARANA NAGAR RAY PROJECT	500	1
359	City	BED-II	SDO-1	OLD BERHAMPUR-ESO2	GANDHI NAGAR 1	SRIVARSHINI RESIDENCY BACK SIDE OF PATALESWAR TEMPLE	250	1
360	City	BED-II	SDO-1	OLD BERHAMPUR-ESO2	ASKA ROAD	BARIA BILLA SAHI	500	1

Location Sl. No. 25

LOCATION OF LV PROTECTION

SL. NO.	NAME OF CIRCLE	NAME OF DIVISION	NAME OF SUB-DIVISION	NAME OF SECTION	11 KV FEEDER NAME	DSS NAME	EXISTING DSS RATING (kVA)	QTY in Nos.
361	City	BED-II	SDO-1	OLD BERHAMPUR-ESO2	HOUSING BOARD	DASARATHI ENCLAVE	250	1
362	City	BED-II	SDO-1	OLD BERHAMPUR-ESO2	GANDHINAGAR-1	JEMADEI PENTHA	500	1
363	City	BED-II	SDO-1	OLD BERHAMPUR-ESO2	OLD BERHAMPUR	L N STREET 3RD LANE	250	1
364	City	BED-II	SDO-1	OLD BERHAMPUR-ESO2	GANESH NAGAR	MARTHA SAHI	500	1
365	City	BED-II	SDO-1	OLD BERHAMPUR-ESO2	LOCHAPADA	SHANTI NAGAR	500	1
366	City	BED-II	SDO-1	OLD BERHAMPUR-ESO2	OLD BERHAMPUR	UTTARAMUKHI RAY PROJECT	500	1
367	City	BED-II	SDO-1	OLD BERHAMPUR-ESO2	OLD BERHAMPUR	UTTARAMUKHI	25	1
368	City	BED-II	SDO-1	OLD BERHAMPUR-ESO2	GANDHINAGAR-1	UTKAL CHHAK	500	1
369	City	BED-II	SDO-1	OLD BERHAMPUR-ESO2	GANDHINAGAR-1	UTKAL APARTMENT	250	1
370	City	BED-III	SDO-4	LUCHAPADA	LOCHAPADA	AMRATYA NAGAR MINI BANK	63	1
371	City	BED-III	SDO-4	LUCHAPADA	GURUNTHI	BARAPALLY 1 NEAR SCHOOL	63	1
372	City	BED-III	SDO-4	LUCHAPADA	NIMAKHANDI	BDA PARK GOVINDA BIHAR	100	1
373	City	BED-III	SDO-4	LUCHAPADA	NIMAKHANDI	BHAGABATI BIHAR	25	1
374	City	BED-III	SDO-4	LUCHAPADA	BORIGAON	B JAGANNATHPUR	100	1
375	City	BED-III	SDO-4	LUCHAPADA	GURUNTHI	BARAPALLY LI POINT	25	1
376	City	BED-III	SDO-4	LUCHAPADA	BORIGAON	BORIGAN HARIJANA SAHI	63	1
377	City	BED-III	SDO-4	LUCHAPADA	BORIGAON	BORIGAN DHOBA SAHI	100	1
378	City	BED-III	SDO-4	LUCHAPADA	GURUNTHI	BARIPALLY 2	63	1
379	City	BED-III	SDO-4	LUCHAPADA	BORIGAON	B JAGANATHPUR BRICKS FACTORY	63	1
380	City	BED-III	SDO-4	LUCHAPADA	GURUNTHI	CHANDIPADAR MN RD 2	63	1
381	City	BED-III	SDO-4	LUCHAPADA	GURUNTHI	CHANDIPADAR MN RD 1	100	1
382	City	BED-III	SDO-4	LUCHAPADA	GURUNTHI	CHANDIPADAR TALA SAHI	63	1
383	City	BED-III	SDO-4	LUCHAPADA	GURUNTHI	CHANDIPADAR BPL DAS SAHI	25	1
384	City	BED-III	SDO-4	LUCHAPADA	GURUNTHI	CHANDIPADAR RWSS	63	1
385	City	BED-III	SDO-4	LUCHAPADA	LOCHAPADA	GOVINDA BIHAR 10 LN RWSS	25	1
386	City	BED-III	SDO-4	LUCHAPADA	NIMAKHANDI	GOVINDA BIHAR NERA RUBY	500	1
387	City	BED-III	SDO-4	LUCHAPADA	GURUNTHI	GHANASYAM PLASTIC	100	1
388	City	BED-III	SDO-4	LUCHAPADA	GURUNTHI	GURUNTHI RWSS SR PUR ROAD	25	1
389	City	BED-III	SDO-4	LUCHAPADA	NIMAKHANDI	GOVINDA NAGAR 13 RWSS	63	1
390	City	BED-III	SDO-4	LUCHAPADA	GURUNTHI	BARAPALLI RWSS	25	1
391	City	BED-III	SDO-4	LUCHAPADA	GURUNTHI	GURUNTHI RWSS TECHNOCITY RD	25	1
392	City	BED-III	SDO-4	LUCHAPADA	GURUNTHI	HUGULAPATA MEDICAL	25	1
393	City	BED-III	SDO-4	LUCHAPADA	GURUNTHI	HUGULAPATA B P L	25	1
394	City	BED-III	SDO-4	LUCHAPADA	GURUNTHI	HUGULAPATA RWSS	25	1
395	City	BED-III	SDO-4	LUCHAPADA	GURUNTHI	HUGLAPATA CHAKA	100	1
396	City	BED-III	SDO-4	LUCHAPADA	NIMAKHANDI	JAGADALA SANTOSI NAGAR	100	1
397	City	BED-III	SDO-4	LUCHAPADA	NIMAKHANDI	JENA PLOT	25	1
398	City	BED-III	SDO-4	LUCHAPADA	GURUNTHI	JOKARAPALLI RWSS	25	1
399	City	BED-III	SDO-4	LUCHAPADA	GURUNTHI	JUDHISTIRA SAHU BARAPALLI	63	1
400	City	BED-III	SDO-4	LUCHAPADA	NIMAKHANDI	KAMAKHYA NAGAR	63	1
401	City	BED-III	SDO-4	LUCHAPADA	LOCHAPADA	KALUA NAGAR 6 TH LANE	100	1
402	City	BED-III	SDO-4	LUCHAPADA	NIMAKHANDI	JAGADALAPUR KAMAPALI VILLAGE	63	1
403	City	BED-III	SDO-4	LUCHAPADA	NIMAKHANDI	KHANJI PADIA SAHI 1	100	1
404	City	BED-III	SDO-4	LUCHAPADA	NIMAKHANDI	JAGADALAPUR KAMAPALI MN RD	63	1
405	City	BED-III	SDO-4	LUCHAPADA	GURUNTHI	LN PUR RWSS	25	1
406	City	BED-III	SDO-4	LUCHAPADA	GURUNTHI	LN PUR VILLAGE	100	1
407	City	BED-III	SDO-4	LUCHAPADA	LOCHAPADA	LUCHAPADA HANUMAN TEMPLE	100	1
408	City	BED-III	SDO-4	LUCHAPADA	NIMAKHANDI	MALATIPATAPUR	63	1
409	City	BED-III	SDO-4	LUCHAPADA	GURUNTHI	MARTHAPALI ROAD END	100	1
410	City	BED-III	SDO-4	LUCHAPADA	BORIGAON	MAHULAPALLI NEAR CANAL	63	1
411	City	BED-III	SDO-4	LUCHAPADA	BORIGAON	MAHULAPALLI VILLAGE	100	1
412	City	BED-III	SDO-4	LUCHAPADA	BORIGAON	MAHULAPALI RWSS	25	1
413	City	BED-III	SDO-4	LUCHAPADA	LOCHAPADA	LUCHAPADA MN RD-BADA SAHI 1	500	1
414	City	BED-III	SDO-4	LUCHAPADA	GURUNTHI	MATHAPALI NEAR POND	100	1
415	City	BED-III	SDO-4	LUCHAPADA	GURUNTHI	NEW JOGIAPALLI MAIN ROAD	63	1
416	City	BED-III	SDO-4	LUCHAPADA	NIMAKHANDI	NIMAKHANDI MN RD 2	100	1
417	City	BED-III	SDO-4	LUCHAPADA	BORIGAON	BORIGAN NILKANTHA TEMPLE 1	100	1
418	City	BED-III	SDO-4	LUCHAPADA	BORIGAON	BORIGAN NILKANTHA TEMPLE 2	63	1
419	City	BED-III	SDO-4	LUCHAPADA	GURUNTHI	NILANCHALA BRICKS	63	1
420	City	BED-III	SDO-4	LUCHAPADA	LOCHAPADA	SAI BIHAR NIMAKHANDI MN RD	100	1

Location Sl. No. 25

LOCATION OF LV PROTECTION

SL. NO.	NAME OF CIRCLE	NAME OF DIVISION	NAME OF SUB-DIVISION	NAME OF SECTION	11 KV FEEDER NAME	DSS NAME	EXISTING DSS RATING (kVA)	QTY in Nos.
421	City	BED-III	SDO-4	LUCHAPADA	GURUNTHI	JADUMANI	25	1
422	City	BED-III	SDO-4	LUCHAPADA	GURUNTHI	PANCHA SAKTI CASHEW	100	1
423	City	BED-III	SDO-4	LUCHAPADA	GURUNTHI	BORIGAN RWSS	25	1
424	City	BED-III	SDO-4	LUCHAPADA	GURUNTHI	RAMAPALI 3 NEAR SCHOOL	100	1
425	City	BED-III	SDO-4	LUCHAPADA	GURUNTHI	RAGHUNATH GAUDA RICE MILL	100	1
426	City	BED-III	SDO-4	LUCHAPADA	GURUNTHI	RAMAPALLI HARIJANA SAHI 1	25	1
427	City	BED-III	SDO-4	LUCHAPADA	LOCHAPADA	RK NAGAR 2	100	1
428	City	BED-III	SDO-4	LUCHAPADA	GURUNTHI	RAMPALI MILL SAHI	100	1
429	City	BED-III	SDO-4	LUCHAPADA	GURUNTHI	RASMI BRICKS	63	1
430	City	BED-III	SDO-4	LUCHAPADA	GURUNTHI	RAMAPALI RWSS	63	1
431	City	BED-III	SDO-4	LUCHAPADA	LOCHAPADA	BASUDEV NAGAR RWSS	25	1
432	City	BED-III	SDO-4	LUCHAPADA	GURUNTHI	RAMAPALLI HARIJANA SAHI 3	100	1
433	City	BED-III	SDO-4	LUCHAPADA	GURUNTHI	RWSS MARTHA PALI	25	1
434	City	BED-III	SDO-4	LUCHAPADA	LOCHAPADA	RK NAGAR RWSS-DHOBANALA	25	1
435	City	BED-III	SDO-4	LUCHAPADA	LOCHAPADA	SHAKTI NAGAR 4 LN	100	1
436	City	BED-III	SDO-4	LUCHAPADA	LOCHAPADA	SHAKTI NAGAR 5 LN	25	1
437	City	BED-III	SDO-4	LUCHAPADA	LOCHAPADA	SHAKTI NAGAR 6 LN	25	1
438	City	BED-III	SDO-4	LUCHAPADA	LOCHAPADA	SHAKTI NAGAR 7 LN-1	100	1
439	City	BED-III	SDO-4	LUCHAPADA	LOCHAPADA	SHAKTI NAGAR RWSS	63	1
440	City	BED-III	SDO-4	LUCHAPADA	LOCHAPADA	SHAKTI NAGAR 2 LN	100	1
441	City	BED-III	SDO-4	LUCHAPADA	LOCHAPADA	SHAKTI NAGAR 1 LN 2	500	1
442	City	BED-III	SDO-4	LUCHAPADA	LOCHAPADA	SHAKTI NAGAR 1 LN 1	100	1
443	City	BED-III	SDO-4	LUCHAPADA	LOCHAPADA	SHAKTI NAGAR 8 TH LN	100	1
444	City	BED-III	SDO-4	LUCHAPADA	GURUNTHI	SR PUR 1	63	1
445	City	BED-III	SDO-4	LUCHAPADA	LOCHAPADA	SRIMA NAGAR 1	100	1
446	City	BED-III	SDO-4	LUCHAPADA	LOCHAPADA	SRIMA NAGAR 2	100	1
447	City	BED-III	SDO-4	LUCHAPADA	GURUNTHI	TECHNOCITY	100	1
448	City	BED-III	SDO-4	LUCHAPADA	BORIGAON	BK CH PUR VILLAGE	100	1
449	City	BED-III	SDO-4	LUCHAPADA	BORIGAON	NIMAKHANDI RWSS NEAR PSS	25	1
450	City	BED-III	SDO-4	LUCHAPADA	NIMAKHANDI	G JAGGANATHPUR RWSS	25	1
451	City	BED-III	SDO-4	LUCHAPADA	NIMAKHANDI	NIMAKHANDI RWSS-TOTA MATHA	25	1
452	City	BED-III	SDO-4	LUCHAPADA	BORIGAON	BK CH PUR RWSS	25	1
453	City	BED-III	SDO-4	LUCHAPADA	BORIGAON	NILAKANTHA NAGAR RWSS	25	1
454	City	BED-III	SDO-4	LUCHAPADA	BORIGAON	BK CH PUR WATER SUPPLY	63	1
455	City	BED-III	SDO-4	LUCHAPADA	NIMAKHANDI	JAGADALAPUR RWSS-MASANI	25	1
456	City	BED-III	SDO-4	LUCHAPADA	NIMAKHANDI	KONARK NAGAR RWSS-PANI MANDIR	25	1
457	City	BED-III	SDO-4	LUCHAPADA	GURUNTHI	JOGIAPALLI-TECHNOCITY	25	1
458	City	BED-III	SDO-4	LUCHAPADA	GURUNTHI	JOGIAPALLI RWSS	25	1
459	City	BED-III	SDO-4	LUCHAPADA	LOCHAPADA	CHRISTIAN STREET LUCHAPADA	100	1
460	City	BED-II	SSD-I	OLD BERHAMPUR	OLD BERHAMPUR	L N STREET 11 LANE	500	1
461	City	BED-II	SSD-I	OLD BERHAMPUR	GANDHI NAGAR 1	KANJIVARI SAHI	315	1
462	City	BED-II	SSD-1	GATE BAZAR	TULASI NAGAR	SURAJ VIHAR IPDS-2	315	1
463	City	BED-II	SSD-2	GATE BAZAR	GATE BAZAR	KHUTARI TEMPLE	500	1
464	Berhampur	PSED	PURUSHOTTAMPUR	PURUSHOTTAMPUR	ACHULI	PRATAPUR CHHAKA	100	1
465	Berhampur	PSED	PURUSHOTTAMPUR	PURUSHOTTAMPUR	BARAGAON	CHINGUDIGHAI	500	1
466	Berhampur	PSED	PURUSHOTTAMPUR	PURUSHOTTAMPUR	BHUTASARSING	JHARANA	25	1
467	Berhampur	PSED	PURUSHOTTAMPUR	PURUSHOTTAMPUR	PANDIA	KOLASINGI	100	1
468	Berhampur	PSED	PURUSHOTTAMPUR	PURUSHOTTAMPUR	PANDIA	PANDIA	100	1
469	Berhampur	PSED	PURUSHOTTAMPUR	PURUSHOTTAMPUR	PANDIA	MORABAI	100	1
470	Berhampur	PSED	POLASARA	POLASARA	POLASARA TOWN	KHANDIA SAHI	250	1
471	Berhampur	PSED	POLASARA	POLASARA	POLASARA TOWN	ODIA SAHI	250	1
472	Berhampur	PSED	POLASARA	POLASARA	POLASARA TOWN	FIRE STATION	100	1
473	Berhampur	PSED	POLASARA	POLASARA	POLASARA TOWN	VEGITABLE MARKET	315	1
474	Berhampur	PSED	POLASARA	POLASARA	POLASARA TOWN	NAC OFFICE	100	1
475	Berhampur	PSED	POLASARA	POLASARA	POLASARA TOWN	MEDICAL	100	1
476	Berhampur	PSED	POLASARA	POLASARA	POLASARA TOWN	KALAMBA STREET	100	1
477	Berhampur	PSED	POLASARA	POLASARA	KALAMBA FEEDER	MANDIR SAHI	100	1
478	Berhampur	PSED	POLASARA	POLASARA	BALICHAI	GHODAPALAN	500	1
479	Berhampur	PSED	POLASARA	POLASARA	KALAMBA FEEDER	PATAN	100	2
480	Berhampur	PSED	POLASARA	POLASARA	POLASARA RURAL FEEDER	BANTHAPALI	100	1

Location Sl. No. 25

LOCATION OF LV PROTECTION

SL. NO.	NAME OF CIRCLE	NAME OF DIVISION	NAME OF SUB-DIVISION	NAME OF SECTION	11 KV FEEDER NAME	DSS NAME	EXISTING DSS RATING (kVA)	QTY in Nos.
481	Berhampur	PSED	PURUSOTTAMPUR	TARATARANI	TARATARANI JUNCTION FEEDER	100KVA TANVI SCHOOL	100	1
482	Berhampur	PSED	PURUSOTTAMPUR	TARATARANI	TARATARANI JUNCTION FEEDER	100KVA JAGATESWAR TEMPLE	100	1
483	Berhampur	PSED	PURUSOTTAMPUR	TARATARANI	TARATARANI JUNCTION FEEDER	100KVA PIVHULI ROAD TT JN	100	1
484	Berhampur	PSED	PURUSOTTAMPUR	TARATARANI	JAMUNI FEEDER	250KVA PICHULI	250	1
485	Berhampur	PSED	PURUSOTTAMPUR	TARATARANI	RANJHALI FEEDER	100KVA RANJHALI SHIVA TEMPLE	100	1
486	Berhampur	PSED	PURUSOTTAMPUR	TARATARANI	RANJHALI FEEDER	25KVA RANJHALI	25	1
487	Berhampur	PSED	PURUSOTTAMPUR	TARATARANI	BHATAKUMARADA FEEDER	100KVA SASONAPALLI	100	1
488	Berhampur	PSED	PURUSOTTAMPUR	TARATARANI	BHATAKUMARADA FEEDER	100KVA ADARSHA VIDYALAYA	100	1
489	Berhampur	PSED	PURUSOTTAMPUR	TARATARANI	JAMUNI FEEDER	ETABHATAI BURTULU 63KVA	63	1
490	Berhampur	PSED	PURUSOTTAMPUR	TARATARANI	JAMUNI FEEDER	JAMUNI REVERSIDE PLI 25KVA DTR	63	1
491	Berhampur	PSED	PURUSOTTAMPUR	TARATARANI	JAMUNI FEEDER	BURTULU KANA BAGADA	63	1
492	Berhampur	PSED	PURUSOTTAMPUR	TARATARANI	SOLAGHARA FEEDER	UPANDEVI MANDIRA 25KVA	25	1
493	Berhampur	PSED	POLASARA	CHIRIKIPADA	RUMAGADA	BHATAKHALI	250	1
494	Berhampur	PSED	KODALA	KODALA	KODALA	SUB REGISTER OFFICE	100	1
495	Berhampur	PSED	KODALA	KODALA	KODALA	CHARCHIMARKET	100	1
496	Berhampur	PSED	KODALA	KODALA	MATHASARSINGI	MATHABERHAMPUR	100	1
497	Berhampur	PSED	KODALA	KODALA	MATHASARSINGI	GADIABANDHA STREET	100	1
498	Berhampur	PSED	KODALA	KODALA	OLD GUDIAL	GHODAPADA	100	1
499	Berhampur	PSED	KODALA	KODALA	PHASI	DIGHAPADA	100	1
500	Berhampur	PSED	KODALA	KODALA	MATHASARSINGI	USTAPADA	63	1
501	Berhampur	PSED	KODALA	KODALA	OLD GUDIAL	BARIAKHOLA	63	1
502	Berhampur	PSED	POLASARA	POLASARA	POLASARA TOWN	BHAGWATPATNA	250	1
503	Berhampur	GNED	RAMBHA	GANJAM	GANJAM	R.N STREET	100	1
504	Berhampur	GNED	RAMBHA	GANJAM	GANJAM	BADABAZAR OLD PETROL PUMP	100	1
505	Berhampur	GNED	CHATRAPUR	CHATRAPUR-1	UPPER BUS STAND	PARK STREET AIRTEL TOWER	25	1
506	Berhampur	GNED	CHATRAPUR	CHATRAPUR-1	UPPER BUS STAND	JAIGURU MANDIR	63	1
507	Berhampur	GNED	CHATRAPUR	CHATRAPUR-1	UPPER BUS STAND	RAILWAY SUBSTAT	250	1
508	Berhampur	GNED	CHATRAPUR	CHATRAPUR-1	UPPER BUS STAND	ARUGUNI ROAD PHD	63	1
509	Berhampur	GNED	CHATRAPUR	CHATRAPUR-1	UPPER BUS STAND	RAMAKRUSHNA NAGAR	250	1
510	Berhampur	GNED	CHATRAPUR	CHATRAPUR-1	UPPER BUS STAND	SRI KALYAN KUMAR	100	1
511	Berhampur	GNED	CHATRAPUR	CHATRAPUR-1	UPPER BUS STAND	GOUTAM NAGAR	250	1
512	Berhampur	GNED	CHATRAPUR	CHATRAPUR-1	UPPER BUS STAND	COURT STATION STREET	100	1
513	Berhampur	GNED	CHATRAPUR	CHATRAPUR-1	UPPER BUS STAND	BASNAPALLI	25	1
514	Berhampur	GNED	CHATRAPUR	CHATRAPUR-1	UPPER BUS STAND	SHANTI NAGAR	250	1
515	Berhampur	GNED	CHATRAPUR	CHATRAPUR-1	UPPER BUS STAND	D RAMESH REDDY BRICKS	100	1
516	Berhampur	GNED	CHATRAPUR	CHATRAPUR-1	UPPER BUS STAND	SHANTI NAGAR	250	1
517	Berhampur	GNED	CHATRAPUR	CHATRAPUR-1	UPPER BUS STAND	GANESH NAGAR	100	1
518	Berhampur	GNED	CHATRAPUR	CHATRAPUR-1	UPPER BUS STAND	MS SMART PARK CHATRAPUR	100	1
519	Berhampur	GNED	CHATRAPUR	CHATRAPUR-1	UPPER BUS STAND	SYNTHETIC TURF HOCKY TRNG	63	1
520	Berhampur	GNED	CHATRAPUR	CHATRAPUR-1	UPPER BUS STAND	MAHAVEER NAGAR	25	1
521	Berhampur	GNED	CHATRAPUR	CHATRAPUR-1	LOWER BUS STAND	ICICI BANK	25	1
522	Berhampur	GNED	CHATRAPUR	CHATRAPUR-1	LOWER BUS STAND	100 MENS BARAK	100	1
523	Berhampur	GNED	CHATRAPUR	CHATRAPUR-1	LOWER BUS STAND	CHANDI CHAKA 2	100	1
524	Berhampur	GNED	CHATRAPUR	CHATRAPUR-1	LOWER BUS STAND	KALPABASI NAGAR TOWER	25	1
525	Berhampur	GNED	CHATRAPUR	CHATRAPUR-1	LOWER BUS STAND	MEDIRI SAHI AIRTEL TOWER 1	63	1
526	Berhampur	GNED	CHATRAPUR	CHATRAPUR-1	LOWER BUS STAND	RAM NAGR BSNL TOWER	63	1
527	Berhampur	GNED	CHATRAPUR	CHATRAPUR-1	LOWER BUS STAND	KALYANI MANDAP RIKAPALLI	100	1
528	Berhampur	GNED	CHATRAPUR	CHATRAPUR-1	LOWER BUS STAND	GILTI PETA	250	1
529	Berhampur	GNED	CHATRAPUR	CHATRAPUR-1	LOWER BUS STAND	RAMNAGAR 2ND LANE	250	1
530	Berhampur	GNED	CHATRAPUR	CHATRAPUR-1	LOWER BUS STAND	TIRUPATI RAO PETA	250	1
531	Berhampur	GNED	CHATRAPUR	CHATRAPUR-1	LOWER BUS STAND	HATA PADA PHD	63	1
532	Berhampur	GNED	CHATRAPUR	CHATRAPUR-1	LOWER BUS STAND	MCC CENTER RIKA PALLI	100	1
533	Berhampur	GNED	CHATRAPUR	CHATRAPUR-1	LOWER BUS STAND	NEAR KALI DHABA	100	1
534	Berhampur	GNED	CHATRAPUR	CHATRAPUR-1	LOWER BUS STAND	LOWER BUSSTAND	63	1
535	Berhampur	GNED	CHATRAPUR	CHATRAPUR-1	LOWER BUS STAND	SOIL CONSERVATION	250	1
536	Berhampur	GNED	CHATRAPUR	CHATRAPUR-1	LOWER BUS STAND	GILTI PETA VODAFONE TOWER	25	1
537	Berhampur	GNED	CHATRAPUR	CHATRAPUR-1	LOWER BUS STAND	BEMC	500	1

Location Sl. No. 25

LOCATION OF LV PROTECTION

SL. NO.	NAME OF CIRCLE	NAME OF DIVISION	NAME OF SUB-DIVISION	NAME OF SECTION	11 KV FEEDER NAME	DSS NAME	EXISTING DSS RATING (kVA)	QTY in Nos.
538	Berhampur	GNED	CHATRAPUR	CHATRAPUR-1	LOWER BUS STAND	PANDA COLONY JIO TOWER	25	1
539	Berhampur	GNED	CHATRAPUR	CHATRAPUR-1	LOWER BUS STAND	MEDIRI SAHI AIRTEL TOWER 2	250	1
540	Berhampur	GNED	CHATRAPUR	CHATRAPUR-1	LOWER BUS STAND	LOWER BUSSTAND	100	1
541	Berhampur	GNED	CHATRAPUR	CHATRAPUR-1	LOWER BUS STAND	GANESH TEMPLE	100	1
542	Berhampur	GNED	CHATRAPUR	CHATRAPUR-1	DRDA	PUTI GOPALPUR BANDHA	100	1
543	Berhampur	GNED	CHATRAPUR	CHATRAPUR-1	DRDA	JIO TOWER	25	1
544	Berhampur	GNED	CHATRAPUR	CHATRAPUR-1	DRDA	RAM LAXMI NAGAR 1	250	1
545	Berhampur	GNED	CHATRAPUR	CHATRAPUR-1	DRDA	THE SP CHATRAPUR	63	1
546	Berhampur	GNED	CHATRAPUR	CHATRAPUR-1	DRDA	RAMALAXMI NAGAR	63	1
547	Berhampur	GNED	CHATRAPUR	CHATRAPUR-1	DRDA	NGO COLONY PHD	25	1
548	Berhampur	GNED	KHALLIKOTE	KHALLIKOTE	KHALLIKOTE TOWN	NIRMALA JHARA	250	1
549	Berhampur	GNED	KHALLIKOTE	KHALLIKOTE	KHALLIKOTE TOWN	SABARA COLONY	100	1
550	Berhampur	GNED	KHALLIKOTE	KHALLIKOTE	KHALLIKOTE TOWN	KHALLIKOTE BLOCK	100	1
551	Berhampur	GNED	KHALLIKOTE	KHALLIKOTE	KHALLIKOTE TOWN	RAGHUNNATH TEMPLE	100	1
552	Berhampur	GNED	KHALLIKOTE	KHALLIKOTE	KHALLIKOTE TOWN	RAGHUNNATH TEMPLE	315	1
553	Berhampur	GNED	KHALLIKOTE	KHALLIKOTE	KHALLIKOTE TOWN	ARBIND SCHOOL FRONT	100	1
554	Berhampur	GNED	KHALLIKOTE	KHALLIKOTE	KHALLIKOTE TOWN	AMERESWAR NAGARA	250	1
555	Berhampur	GNED	KHALLIKOTE	KHALLIKOTE	KHALLIKOTE TOWN	BALUNKESWAR TEMPLE	500	1
556	Berhampur	GNED	KHALLIKOTE	KHALLIKOTE	KHALLIKOTE TOWN	KHALLIKOTE ART COLLEGE	100	1
557	Berhampur	GNED	KHALLIKOTE	KHALLIKOTE	KHALLIKOTE TOWN	KHALLIKOTE NAC WEAST GARBEG	63	1
558	Berhampur	GNED	KHALLIKOTE	KHALLIKOTE	KHALLIKOTE TOWN	AMARESWAR TEMPLE	315	1
559	Berhampur	GNED	KHALLIKOTE	KHALLIKOTE	KHALLIKOTE TOWN	NIRMALAJHARA SIDHAPALLI RD	100	1
560	Berhampur	GNED	KHALLIKOTE	KHALLIKOTE	KHALLIKOTE TOWN	SWASTYAPURI	250	1
561	Berhampur	GNED	KHALLIKOTE	KHALLIKOTE	KHALLIKOTE TOWN	NIRMALAJHARA TAHASIL OFC	63	1
562	Berhampur	GNED	KHALLIKOTE	KHALLIKOTE	KHALLIKOTE TOWN	NEAR KUNJABAN	25	1
563	Berhampur	GNED	KHALLIKOTE	KHALLIKOTE	KHALLIKOTE TOWN	KHALIKOTE TRANSFORMER	63	1
564	Berhampur	GNED	RAMBHA	GANJAM	GANJAM	SAMANTARA SAHI	250	1
565	Berhampur	GNED	RAMBHA	GANJAM	GANJAM	KARANA SAHI	100	1
566	Berhampur	GNED	RAMBHA	GANJAM	GANJAM	CHAITANYA MATHA	250	1
567	Berhampur	GNED	RAMBHA	GANJAM	GANJAM	CHAITANYA MATHA 3	500	1
568	Berhampur	GNED	RAMBHA	GANJAM	GANJAM	KARANA SAHI	63	1
569	Berhampur	GNED	RAMBHA	GANJAM	GANJAM	PUINTOLA NH SIDE 1	250	1
570	Berhampur	GNED	RAMBHA	GANJAM	GANJAM	HANSARAJ DHABA	25	1
571	Berhampur	GNED	RAMBHA	GANJAM	GANJAM	PUINTOLA NH SIDE 2	500	1
572	Berhampur	GNED	RAMBHA	GANJAM	GANJAM	GANJAM NEAR BLOCK OFFICE	63	1
573	Berhampur	GNED	RAMBHA	GANJAM	GANJAM	PUINTOLA VILLAGE	63	1
574	Berhampur	GNED	RAMBHA	RAMBHA	RAMBHA FEEDER	SANALIA NUA SAHI	63	1
575	Berhampur	GNED	RAMBHA	RAMBHA	SANAGHATI	BAUTHIPALLI	25	1
576	Berhampur	GNED	RAMBHA	RAMBHA	KANAKA	K GHUARIAPATA	63	1
577	Berhampur	GNED	RAMBHA	RAMBHA	KANAKA	DALIBATI ODRP	25	1
578	Berhampur	GNED	RAMBHA	RAMBHA	KANAKA	KANAKA	63	1
579	Bhanjanagar	PED	PHULBANI	PHIRINGIA	GUMAGADA	KEREDI	63	1
580	Bhanjanagar	PED	PHULBANI	PHIRINGIA	KELAPADA	NUAPADA	63	1
581	Bhanjanagar	PED	PHULBANI	PHIRINGIA	KELAPADA	GERUPADA	63	1
582	Bhanjanagar	PED	PHULBANI	PHIRINGIA	RUJANGI	KALADI	63	1
583	Bhanjanagar	PED	PHULBANI	PHIRINGIA	RUJANGI	KALADI	25	1
584	Bhanjanagar	PED	PHULBANI	PHIRINGIA	RUJANGI	GANJUGUDA	25	1
585	Bhanjanagar	PED	PHULBANI	PHIRINGIA	RUJANGI	PAKANAGAON	25	1
586	Bhanjanagar	PED	PHULBANI	PHIRINGIA	RUJANGI	BOIDA	25	1
587	Bhanjanagar	PED	PHULBANI	PHIRINGIA	RUJANGI	KENDRIGUDA	63	1
588	Bhanjanagar	PED	PHULBANI	PHIRINGIA	GOCHHPADA	GOCHHAPADA	63	1
589	Bhanjanagar	PED	BALLIGUDA	BALLIGUDA	HIGHSCHOOL	PARK	250	1
590	Bhanjanagar	PED	BALLIGUDA	BALLIGUDA	HIGHSCHOOL	SUNAPANGA	250	1
591	Bhanjanagar	PED	BALLIGUDA	BALLIGUDA	SARANGAD TOWN	DOLAPADA	250	1
592	Bhanjanagar	PED	BALLIGUDA	BALLIGUDA	BANDHAGUDA	BANDHAGUDA	250	1
593	Bhanjanagar	PED	BALLIGUDA	BALLIGUDA	SARANGAD TOWN	BISOI SAHI	63	1
594	Bhanjanagar	PED	BALLIGUDA	BALLIGUDA	CHURCH	ADARSH SCHOOL	63	1
595	Bhanjanagar	PED	G.UDAYAGIRI	G.UDAYAGIRI	GRESSINGIA	BREKA	63	1
596	Bhanjanagar	PED	G.UDAYAGIRI	G.UDAYAGIRI	GRESSINGIA	RATTINGIA	25	1
597	Bhanjanagar	PED	G.UDAYAGIRI	G.UDAYAGIRI	LINGAGADA	RAIPALI	63	1

Location Sl. No. 25

LOCATION OF LV PROTECTION

SL. NO.	NAME OF CIRCLE	NAME OF DIVISION	NAME OF SUB-DIVISION	NAME OF SECTION	11 KV FEEDER NAME	DSS NAME	EXISTING DSS RATING (kVA)	QTY in Nos.
598	Bhanjanagar	PED	G.UDAYAGIRI	G.UDAYAGIRI	LINGAGADA	SUDHIPODA	63	1
599	Bhanjanagar	PED	G.UDAYAGIRI	G.UDAYAGIRI	LINGAGADA	PIDUSUBALI	63	1
600	Bhanjanagar	PED	G.UDAYAGIRI	G.UDAYAGIRI	G.UDAYAGIRI TOWN-2	KALYANI MANDAP	250	1
601	Bhanjanagar	PED	BALLIGUDA	TUMUDIBANDHA	TUMUDIBANDHA TOWN	RAMPUR CHHAKO	250	1
602	Bhanjanagar	BNED	BHANJANAGAR-I	BHEJIPUT	BHANJANAGAR COLLEGE	POERW HOUSE 500 KVA	500	1
603	Bhanjanagar	BNED	BHANJANAGAR-I	BHEJIPUT	GAMUNDI	BAGDEVI ROAD 500 KVA	500	1
604	Bhanjanagar	BNED	BHANJANAGAR-I	BHEJIPUT	GAMUNDI	JAGANNATH VIHAR	250	1
605	Bhanjanagar	BNED	BHANJANAGAR-I	BHEJIPUT	BHANJANAGAR COLLEGE	MITU HOTEL	500	1
606	Bhanjanagar	BNED	BHANJANAGAR-I	BHEJIPUT	BHANJANAGAR COLLEGE	UNIT -6	250	1
607	Bhanjanagar	BNED	BHANJANAGAR-I	BHEJIPUT	BHANJANAGAR TOWN	MARATI SHAI 315 KVA	315	1
608	Bhanjanagar	BNED	BHANJANAGAR-I	ESO-I	BHANJANAGAR TOWN	TOWN HALL	500	1
609	Bhanjanagar	BNED	BHANJANAGAR-I	ESO-I	BHANJANAGAR TOWN	SANKHA	500	1
610	Bhanjanagar	BNED	BHANJANAGAR-I	ESO-I	GAMUNDI	MASANI JAMPALLI	250	1
611	Bhanjanagar	BNED	BELLAGUNTHA	BELLAGUNTHA	BELLAGUNTHA TOWN	ALIA SAHI	250	1
612	Bhanjanagar	BNED	BELLAGUNTHA	BELLAGUNTHA	BELLAGUNTHA TOWN	PENTHA SAHI	500	1
613	Bhanjanagar	BNED	BELLAGUNTHA	BELLAGUNTHA	BELLAGUNTHA TOWN	RAJANPALLI	100	1
614	Bhanjanagar	BOED	BOUDH	BOUDH	BOUDH TOWN 1	BUTUPALI PANDITSAHI 2	250	1
615	Bhanjanagar	BOED	BOUDH	BOUDH	BOUDH TOWN 2	SOUCHALALAYA	500	1
616	Bhanjanagar	BOED	BOUDH	PURUNAKATAK	PURUNA KATAK	PURNAKATAK MEDICAL 2	250	1
617	Bhanjanagar	BOED	BOUDH	BOUDH	PODAPADA	PODAPODA	500	1
618	Bhanjanagar	BOED	BOUDH	BOUDH	BOUDH TOWN 1	BUTUPALI WATERTANK 2	250	1
619	Bhanjanagar	BOED	BOUDH	PURUNAKATAK	PURUNA KATAK	PURNAKATAK JATRA PADIA 2	250	1
620	Bhanjanagar	BOED	BOUDH	BOUDH	BOUDH TOWN 2	BRAMHANSAHI	250	1
621	Bhanjanagar	BOED	BOUDH	BOUDH	BOUDH TOWN 2	BABU SAHI II	500	1
622	Bhanjanagar	BOED	BOUDH	BOUDH	BOUDH TOWN 1	BUTUPALI PANDITSAHI 1	100	1
623	Bhanjanagar	BOED	MANAMUNDA	MANAMUNDA	DEULI	NEAROMSHANTIENTERPRISES	250	1
624	Bhanjanagar	BOED	BOUDH	BOUDH	BOUDH TOWN 1	JAMU CHHAK	500	1
625	Bhanjanagar	BOED	BOUDH	BOUDH	BOUDH TOWN 2	KHADALSAHI 2	250	1
626	Bhanjanagar	BOED	BOUDH	BOUDH	BOUDH TOWN 2	DANISAHI 1	100	1
627	Bhanjanagar	BOED	BOUDH	BOUDH	BOUDH TOWN 2	TOWN HALL 2	100	1
628	Bhanjanagar	BOED	BOUDH	BOUDH	BOUDH TOWN 2	RAMESWAR BIHAR 1	100	1
629	Bhanjanagar	BOED	BOUDH	BOUDH	BOUDH TOWN 1	BAPUJI NAGAR 1	250	1
630	Bhanjanagar	BOED	BOUDH	BOUDH	BOUDH TOWN 2	JARI KHANDI 1	100	1
631	Bhanjanagar	BOED	BOUDH	BOUDH	BOUDH TOWN 1	RAJANPALI CHHAK 2	100	1
632	Bhanjanagar	BOED	MANAMUNDA	MANAMUNDA	GHANTAPADA	PUDAPADAR2	250	1
633	Bhanjanagar	BOED	BOUDH	BOUDH	BOUDH TOWN 1	THURANALI 1	100	1
634	Bhanjanagar	BOED	BOUDH	BOUDH	BOUDH TOWN 1	JAAMU CHHAK 2	250	1
635	Bhanjanagar	BOED	BOUDH	BOUDH	BOUDH TOWN 1	FOREST CHECK GATE	100	1
636	Bhanjanagar	BOED	BOUDH	BOUDH	BOUDH TOWN 2	CHANDRACHUD TEMPLE	250	1
637	Bhanjanagar	BOED	BOUDH	BOUDH	BOUDH TOWN 2	GAIGOTHA PADIA	250	1
638	Bhanjanagar	BOED	BOUDH	BOUDH	BOUDH TOWN 2	MALISAHI	250	1
639	Bhanjanagar	BOED	BOUDH	BOUDH	BOUDH TOWN 1	CIRCUIT HOUSE ROAD	100	1
640	Bhanjanagar	BOED	BOUDH	BOUDH	BOUDH TOWN 1	MAULSINGA VILLAGE 1	100	1
641	Bhanjanagar	BOED	BOUDH	BOUDH	BOUDH TOWN 2	KHADALSAHI 1	100	1
642	Bhanjanagar	BOED	BOUDH	BOUDH	BOUDH TOWN 1	BABU SAHI I	63	1
643	Bhanjanagar	BOED	BOUDH	BOUDH	BOUDH TOWN 1	RAJANPALI CHHAK 1	100	1
644	Bhanjanagar	BOED	BOUDH	BOUDH	BOUDH TOWN 1	BAPUJINAGAR SCHOOL	100	1
645	Bhanjanagar	BOED	BOUDH	BOUDH	BOUDH TOWN 2	BUDHHA PARK	250	1
646	Bhanjanagar	BOED	BOUDH	BOUDH	BOUDH TOWN 2	MUSLIM PADA	100	1
647	Bhanjanagar	BOED	BOUDH	BOUDH	BOUDH TOWN 2	MEDICAL COLONY	250	1
648	Bhanjanagar	BOED	BOUDH	BOUDH	BOUDH TOWN 2	KHALIA BAGICHA	100	1
649	Bhanjanagar	BOED	BOUDH	BOUDH	BOUDH TOWN 1	BUTUPALI WATERTANK 3	100	1
650	Bhanjanagar	BOED	BOUDH	BOUDH	BOUDH TOWN 1	KALESWAR 1	100	1
651	Bhanjanagar	BOED	BOUDH	BOUDH	BOUDH TOWN 1	REVENUE COLONY	100	1
652	Bhanjanagar	BOED	BOUDH	BOUDH	BOUDH TOWN 2	CINEMA HALL	100	1
653	Bhanjanagar	BOED	BOUDH	BOUDH	BOUDH TOWN 2	PANI PANCHAYAT OFFICE	100	1
654	Bhanjanagar	BOED	BOUDH	BOUDH	BOUDH TOWN 2	RD COLONY	100	1
655	Bhanjanagar	BOED	BOUDH	BOUDH	BOUDH TOWN 2	JARI KHANDI 2	100	1
656	Bhanjanagar	BOED	BOUDH	BOUDH	BOUDH TOWN 2	KEUTA SAHI 1	100	1
657	Bhanjanagar	BOED	BOUDH	BOUDH	BOUDH TOWN 1	NUASAHI 1	100	1

Location Sl. No. 25

LOCATION OF LV PROTECTION

SL. NO.	NAME OF CIRCLE	NAME OF DIVISION	NAME OF SUB-DIVISION	NAME OF SECTION	11 KV FEEDER NAME	DSS NAME	EXISTING DSS RATING (kVA)	QTY in Nos.
658	Bhanjanagar	BOED	BOUDH	BOUDH	BOUDH TOWN 1	KACHERI PADIA	100	1
659	Bhanjanagar	BOED	BOUDH	BOUDH	BOUDH TOWN 1	NUASAHI 2	63	1
660	Bhanjanagar	BOED	BOUDH	BOUDH	BOUDH TOWN 2	RTO OFFICE BACKSIDE	25	1
661	Bhanjanagar	BOED	BOUDH	BOUDH	BOUDH TOWN 1	MUSEUM BOUDH	63	1
662	Bhanjanagar	BOED	BOUDH	BOUDH	BOUDH TOWN 1	BUTUPALI POLICE COLONY	100	1
663	Bhanjanagar	BOED	BOUDH	BOUDH	BOUDH TOWN 2	VIGILANCE OFFICE II	100	1
664	Bhanjanagar	BOED	BOUDH	BOUDH	BOUDH TOWN 1	FIRE STATION BOUDH	63	1
665	Bhanjanagar	BOED	BOUDH	BOUDH	BOUDH TOWN 2	PANUA SAHI	100	1
666	Bhanjanagar	BOED	BOUDH	BOUDH	BOUDH TOWN 1	CIVIL COURT BOUDH	500	1
667	Bhanjanagar	BOED	BOUDH	BOUDH	BOUDH TOWN 2	VIGILANCE OFFICE I	100	1
668	Bhanjanagar	BOED	BOUDH	BOUDH	BOUDH TOWN 1	BUTUPALI MEHER SAHI 3	25	1
669	Bhanjanagar	BOED	BOUDH	BOUDH	BOUDH TOWN 2	JAIL QUARTER	25	1
670	Bhanjanagar	BOED	BOUDH	BOUDH	BOUDH TOWN 2	RTO OFFICE	63	1
671	Bhanjanagar	BOED	BOUDH	BOUDH	BOUDH TOWN 2	FISHERY OFFICE	63	1
672	Bhanjanagar	BOED	BOUDH	BOUDH	BOUDH TOWN 1	MAHANADI VIHAR PARK	25	1
673	Bhanjanagar	BOED	BOUDH	BOUDH	BOUDH TOWN 2	SHREE VINAYAK TEXTILES SHOP	63	1
674	Bhanjanagar	BOED	BOUDH	BOUDH	BOUDH TOWN 1	DISTRICT STADIUM BOUDH	100	1
675	Bhanjanagar	BOED	BOUDH	BOUDH	BOUDH TOWN 1	PD WATERSHED	25	1
676	Bhanjanagar	BOED	BOUDH	BOUDH	BOUDH TOWN 2	DRDA OFFICE	63	1
677	Bhanjanagar	BOED	BOUDH	BOUDH	BOUDH TOWN 1	PANCHAYAT COLLEGE BOUDH	100	1
678	Bhanjanagar	BOED	BOUDH	BOUDH	BOUDH TOWN 1	POLICE CANTEEN	63	1
679	Bhanjanagar	BOED	BOUDH	BOUDH	BOUDH TOWN 1	KALESHWARVILLAGE 1	25	1
680	Bhanjanagar	BOED	BOUDH	BOUDH	BOUDH TOWN 1	BUTUPALI AIRTEL TOWER	25	1
681	Bhanjanagar	BOED	BOUDH	BOUDH	BOUDH TOWN 2	DAILYSIS CENTER	63	1
682	Bhanjanagar	BOED	BOUDH	BOUDH	BOUDH TOWN 1	HORTICULTURE OFFICE	25	1
683	Bhanjanagar	BOED	BOUDH	BOUDH	BOUDH TOWN 1	INSIDE ANIMAL HOSPITAL	25	1
684	Bhanjanagar	BOED	BOUDH	BOUDH	BOUDH TOWN 1	AGRICULTURE OFFICE	100	1
685	Bhanjanagar	BOED	BOUDH	BOUDH	BOUDH TOWN 2	SARTHAK DUTTA S S	100	1
686	Bhanjanagar	BOED	BOUDH	BOUDH	BOUDH TOWN 2	OLD ITI	100	1
687	Bhanjanagar	BOED	BOUDH	BOUDH	BOUDH TOWN 2	JYOTHSNA FABRICATION	100	1
688	Bhanjanagar	BOED	BOUDH	BOUDH	BOUDH TOWN 2	MICRO COMPOSITING CENTRE	63	1
689	Bhanjanagar	BOED	BOUDH	BOUDH	BOUDH TOWN 2	HP PETROL PUMP	25	1
690	Bhanjanagar	BOED	BOUDH	BOUDH	BOUDH TOWN 1	TAHASIL OFFICE	63	1
691	Bhanjanagar	BOED	BOUDH	BOUDH	BOUDH TOWN 2	AIRTELTOWER	25	1
692	Bhanjanagar	BOED	BOUDH	BOUDH	BOUDH TOWN 2	ANITA AGARWAL	25	1
693	Bhanjanagar	BOED	BOUDH	BOUDH	BOUDH TOWN 1	GST OFFICE	25	1
694	Bhanjanagar	BOED	BOUDH	BOUDH	BOUDH TOWN 2	A N M TRAINING SCHOOL	63	1
695	Bhanjanagar	BOED	BOUDH	BOUDH	BOUDH TOWN 2	KENDU LEAVES	100	1
696	Bhanjanagar	BOED	BOUDH	BOUDH	BOUDH TOWN 2	R B DIVISION OFFICE	63	1
697	Bhanjanagar	BOED	BOUDH	BOUDH	BOUDH TOWN 2	MI OFFICE	63	1
698	Bhanjanagar	BOED	BOUDH	BOUDH	BOUDH TOWN 2	BRIDGE CHHAKA	100	1
699	Bhanjanagar	BOED	BOUDH	BOUDH	BOUDH TOWN 1	SP OFFICE BOUDH	63	1
700	Bhanjanagar	BOED	BOUDH	BOUDH	BOUDH TOWN 2	BEHINDMEDICALCOLONY	25	1
701	Bhanjanagar	BOED	BOUDH	BOUDH	BOUDH TOWN 2	NAC OFFICE	100	1
702	Bhanjanagar	BOED	BOUDH	BOUDH	BOUDH TOWN 1	KALESHWARVILLAGE 3	63	1
703	Bhanjanagar	BOED	BOUDH	BOUDH	BOUDH TOWN 2	MEDICAL BUILDING CONSTRUCTION	25	1
704	Bhanjanagar	BOED	BOUDH	BOUDH	BOUDH TOWN 2	PROCESSING PLANT NAC	25	1
705	Bhanjanagar	BOED	BOUDH	BOUDH	BOUDH TOWN 2	SDPO OFFICE	25	1
706	Bhanjanagar	BOED	BOUDH	BOUDH	BOUDH TOWN 1	MAULSINGA BHUMISUTA BRICK	63	1
707	Bhanjanagar	BOED	BOUDH	BOUDH	BOUDH TOWN 1	DISTRICT CIVIL SUPPLY OFFICE	63	1
708	Bhanjanagar	BOED	BOUDH	BOUDH	BOUDH TOWN 1	LEGAL METEROLOGY DEPARTMENT	25	1
709	Bhanjanagar	BOED	BOUDH	BOUDH	BOUDH TOWN 2	NEW BUS STAND BOUDH	100	1
710	Bhanjanagar	BOED	BOUDH	BOUDH	BOUDH TOWN 2	BHAVANI PLAZA	63	1
711	Bhanjanagar	BOED	BOUDH	BOUDH	BOUDH TOWN 2	RELIANCE TOWER	25	1
712	Bhanjanagar	BOED	MANAMUNDA	MANAMUNDA	BILASPUR	SARIA PALI RWSS	500	1
713	Bhanjanagar	BOED	BOUDH	BOUDH	BOUDH TOWN 1	RL POINT DT NEAR KALESWAR	25	1
714	Bhanjanagar	PED	BALLIGUDA	BALLIGUDA	CHURCH	GOIBALI	25	1
715	Bhanjanagar	PED	PHULBANI	PHIRINGIA	RUJANGI	TITRAPANGA	63	1
716	Bhanjanagar	PED	PHULBANI	PHIRINGIA	RUJANGI	KENDRIGUDA	63	1
717	Bhanjanagar	PED	PHULBANI	PHIRINGIA	RUJANGI	BOIDA PADARA SAHI	63	1

Location Sl. No. 25

LOCATION OF LV PROTECTION

SL. NO.	NAME OF CIRCLE	NAME OF DIVISION	NAME OF SUB-DIVISION	NAME OF SECTION	11 KV FEEDER NAME	DSS NAME	EXISTING DSS RATING (kVA)	QTY in Nos.
718	Bhanjanagar	PED	PHULBANI	PHIRINGIA	RUJANGI	BOIDA	25	1
719	Jeypore	JED	JESD-1	JYP 3	NO.1 FEEDER	KHAJURI BADHA	250	1
720	Jeypore	JED	JESD-1	JYP 3	NO.1 FEEDER	BALIPETA	500	1
721	Jeypore	JED	JESD-1	JYP 3	NO.1 FEEDER	BHUPATI STREET	100	1
722	Jeypore	JED	JESD-1	JYP 3	GANDHI CHOWK	DIET	500	1
723	Jeypore	JED	JESD-1	JYP 3	KORAPUT FEEDER	BOY'S HIGH SCHOOL BACK SIDE	25	1
724	Jeypore	JED	JESD-1	JYP 3	NO.1 FEEDER	KHAJURI BADHA	250	1
725	Jeypore	JED	JESD-1	JYP 3	NO.1 FEEDER	PR PETA	250	1
726	Jeypore	JED	JESD-1	JYP 3	KORAPUT FEEDER	KUMBHAR STREET HARIJAN SAHI	63	1
727	Jeypore	JED	JESD-1	JYP 3	KORAPUT FEEDER	ADARSH NAGAR	250	1
728	Jeypore	JED	JESD-1	JYP 3	NO.1 FEEDER	PURUNAGADA	250	1
729	Jeypore	JED	JESD-1	JYP 3	NO.1 FEEDER	LAXMI	500	1
730	Jeypore	JED	JESD-1	JYP 3	GANDHI CHOWK	CHAMPAKUPULI	250	1
731	Jeypore	JED	JESD-1	JYP 3	GANDHI CHOWK	KELLA	500	1
732	Jeypore	JED	JESD-1	JYP 3	GANDHI CHOWK	JAMAL	500	1
733	Jeypore	JED	JESD-1	JYP 3	GANDHI CHOWK	JAMAL	63	1
734	Jeypore	JED	JESD-1	JYP 3	GANDHI CHOWK	JAMAL	250	1
735	Jeypore	JED	JESD-1	JYP 3	GANDHI CHOWK	BHARAT NAGAR	25	1
736	Jeypore	JED	JESD-1	JYP 3	DANGAGUDA	NEELATARA	250	1
737	Jeypore	JED	JESD-1	JYP 3	DANGAGUDA	CHARCH	25	1
738	Jeypore	JED	JESD-1	JYP 3	DANGAGUDA	DHANVI TOWNSHIP OLD	25	1
739	Jeypore	JED	JESD-1	JYP 3	JAYANAGAR	GRID COLONY	63	1
740	Jeypore	JED	JESD-1	JYP 3	JAYANAGAR	GRID COLONY	63	1
741	Jeypore	JED	JESD-1	JYP 3	BARINIPUT	MUNDIGUDA	25	1
742	Jeypore	JED	JESD-1	JYP 3	BARINIPUT	OCC COLONY	25	1
743	Jeypore	JED	JESD-1	JYP 3	KOLAGUDA	NUAGUDA	63	1
744	Jeypore	JED	JESD-1	JYP 3	KOLAGUDA	PUTURAGUDA	63	1
745	Jeypore	JED	JESD-1	JYP 3	KOLAGUDA	SUNDHIGUDA	63	1
746	Jeypore	JED	JESD-1	JYP 3	KOLAGUDA	KOLAGUDA	63	1
747	Jeypore	JED	JESD-1	JYP 3	KOLAGUDA	GADAPADAR	25	1
748	Jeypore	JED	JESD-1	JYP 3	KOLAGUDA	GADAPADAR(MALI SAHI)	25	1
749	Jeypore	JED	JESD-1	JYP 3	KOLAGUDA	KOTTA VILLAGE	63	1
750	Jeypore	JED	JESD-1	JYP 3	KOLAGUDA	MAHULBHATA	63	1
751	Jeypore	JED	JESD-1	JYP 3	DANGAGUDA	GURUNATH	500	1
752	Jeypore	JED	JESD-1	ESO-JYP-NO-2	LAMATAPUT	DEGREE COLLAGE	63	1
753	Jeypore	JED	JESD-1	ESO-JYP-NO-2	SAGAR	SAGAR	63	1
754	Jeypore	JED	JESD-1	ESO-JYP-NO-2	SAGAR	KANJANA	63	1
755	Jeypore	JED	JESD-1	ESO-JYP-NO-2	SSILPANDI	GULPANDI	63	1
756	Jeypore	JED	JESD-1	ESO-JYP-NO-2	BALLEL	BALLEL	63	1
757	Jeypore	JED	JESD-1	ESO-JYP-NO-2	BALLEL	RAIPADA	63	1
758	Jeypore	JED	JESD-1	ESO-JYP-NO-2	JAYANAGAR	PANJIAGUDA	63	1
759	Jeypore	JED	JESD-1	ESO-JYP-NO-2	JAYANAGAR	PALKAPUT	63	1
760	Jeypore	JED	JESD-1	JYP 3	NO.1 FEEDER	PURUNAGADA	100	1
761	Jeypore	JED	BORIGUMMA	BORIGUMMA	TOWN	BANGLAGUDA	250	1
762	Jeypore	JED	BORIGUMMA	BORIGUMMA	TOWN	BANGLAGUDA	100	1
763	Jeypore	JED	BORIGUMMA	BORIGUMMA	TOWN	MILL STREET	250	1
764	Jeypore	JED	BORIGUMMA	BORIGUMMA	TOWN	DULLAGUDA,DULLAGUDA ROAD	100	1
765	Jeypore	JED	BORIGUMMA	BORIGUMMA	TOWN	KHUDIGUIDA	250	1
766	Jeypore	JED	BORIGUMMA	KOTPAD	KOTPAD TOWN	BADA DANDA	250	1
767	Jeypore	JED	BORIGUMMA	KOTPAD	KOTPAD TOWN	BADA DANDA	100	1
768	Jeypore	JED	BORIGUMMA	KOTPAD	KOTPAD TOWN	MOHANTY SAHI	100	1
769	Jeypore	JED	BORIGUMMA	KOTPAD	KOTPAD TOWN	TREASURY	25	1
770	Jeypore	JED	BORIGUMMA	KOTPAD	KOTPAD TOWN	KENDUGUDA	250	1
771	Jeypore	JED	BORIGUMMA	KOTPAD	KOTPAD TOWN	BSNL	25	1
772	Jeypore	JED	BORIGUMMA	KOTPAD	KOTPAD TOWN	OLD MEDICAL	25	1
773	Jeypore	JED	JESD NO II	JEYPORE 1	UMURI	OMFED	25	1
774	Jeypore	JED	JESD NO II	JEYPORE 1	JYP TOWN	FIRE STATION	25	1
775	Jeypore	JED	JESD NO II	JEYPORE 1	JYP TOWN	VIG COLONY	25	1
776	Jeypore	JED	JESD NO II	JEYPORE 1	JYP TOWN	FISHRY	25	1
777	Jeypore	JED	JESD NO II	JEYPORE 1	JYP TOWN	MAHILA THANA	63	1

Location Sl. No. 25

LOCATION OF LV PROTECTION

SL. NO.	NAME OF CIRCLE	NAME OF DIVISION	NAME OF SUB-DIVISION	NAME OF SECTION	11 KV FEEDER NAME	DSS NAME	EXISTING DSS RATING (kVA)	QTY in Nos.
778	Jeypore	JED	JESD NO II	JEYPORE 1	JYP TOWN	AGRICULTURE OFFICE	63	1
779	Jeypore	JED	JESD NO II	JEYPORE 1	JYP TOWN	VETERNERY	63	1
780	Jeypore	JED	JESD NO II	JEYPORE 1	JYP TOWN	FISHRY	63	1
781	Jeypore	JED	JESD NO II	JEYPORE 1	JYP TOWN	DANIDA	100	1
782	Jeypore	JED	JESD NO II	JEYPORE 1	JYP TOWN	SADAR THANA	100	1
783	Jeypore	JED	JESD NO II	JEYPORE 1	JYP TOWN	KALIA PETROL PUMP	100	1
784	Jeypore	JED	JESD NO II	JEYPORE 1	JYP TOWN	JELC	100	1
785	Jeypore	JED	JESD NO II	JEYPORE 1	JYP TOWN	PATNAYAKGUDA	100	1
786	Jeypore	JED	JESD NO II	JEYPORE 1	JYP TOWN	POSTAL COLONY	100	1
787	Jeypore	JED	JESD NO II	JEYPORE 1	JYP TOWN	TOWN HALL	100	1
788	Jeypore	JED	JESD NO II	JEYPORE 1	JYP TOWN	COURT CAMPUS	100	1
789	Jeypore	JED	JESD NO II	JEYPORE 1	JYP TOWN	COURT CAMPUS	100	1
790	Jeypore	JED	JESD NO II	JEYPORE 1	JEYPORE NO 2	GOBARDHAN MUNDA	100	1
791	Jeypore	JED	JESD NO II	JEYPORE 1	JEYPORE NO 2	CHATRABAS	100	1
792	Jeypore	JED	JESD NO II	JEYPORE 1	JEYPORE NO 2	GANDHI PARK	100	1
793	Jeypore	JED	JESD NO II	JEYPORE 1	JEYPORE NO 2	V D COLLEGE HOSTEL	100	1
794	Jeypore	JED	JESD NO II	JEYPORE 1	JEYPORE NO 2	NEW STREET 5TH LANE	100	1
795	Jeypore	JED	JESD NO II	JEYPORE 1	JYP TOWN	V D COLLEGE	250	1
796	Jeypore	JED	JESD NO II	JEYPORE 1	JYP TOWN	HOTEL PRINCESS	250	1
797	Jeypore	JED	JESD NO II	JEYPORE 1	JYP TOWN	PRUSTY COLONY	250	1
798	Jeypore	JED	JESD NO II	JEYPORE 1	JEYPORE NO 2	GANDHI PARK	250	1
799	Jeypore	JED	JESD NO II	JEYPORE 1	JEYPORE NO 2	PATHAN MASANI	250	1
800	Jeypore	JED	JESD NO II	JEYPORE 1	JEYPORE NO 2	CHANDANBADA STREET	250	1
801	Jeypore	JED	JESD NO II	JEYPORE 1	JYP TOWN	TOWN HALL	315	1
802	Jeypore	JED	JESD NO II	JEYPORE 1	JEYPORE NO 2	TELEPHONE BHAVAN	500	1
803	Jeypore	JED	JESD NO II	JEYPORE 1	LINGARAJ NAGAR	LINGARAJ NAGAR	500	1
804	Jeypore	NED	NAWARANGPUR	T KHUNTI	JHALIAGUDA	KALPATARU WORKSHOP	500	1
805	Jeypore	MED	BALIMELA	BALIMELA	KORUKONDA	MILL CHOWK	100	1
806	Jeypore	MED	BALIMELA	BALIMELA	KORUKONDA	BUS STAND	100	1
807	Jeypore	MED	BALIMELA	BALIMELA	KORUKONDA	VETENARY OFFICE	100	1
808	Jeypore	MED	BALIMELA	BALIMELA	KORUKONDA	KHILLOGUDA	25	1
809	Jeypore	MED	BALIMELA	BALIMELA	KORUKONDA	INDRA COLONY	25	1
810	Jeypore	MED	BALIMELA	BALIMELA	KORUKONDA	IRREGATION COLONY	25	1
811	Jeypore	MED	BALIMELA	MATHILI	MATHILI	TOWN	500	1
812	Jeypore	KED	SUNABEDA	SUNABEDA	NAC TOWN	SILK BOARD	250	1
813	Jeypore	KED	SUNABEDA	SUNABEDA	NAC TOWN	GANJAM COLONY	500	1
814	Jeypore	KED	SUNABEDA	SUNABEDA	NAC TOWN	HOUSING BOARD	63	1
815	Jeypore	KED	SUNABEDA	SUNABEDA	AEF	AEF COLONY	500	1
816	Jeypore	KED	SUNABEDA	SUNABEDA	PHD	PHD COLONY	63	1
817	Jeypore	KED	SUNABEDA	SIMLIGUDA	ANLABADI	DAMANJODI COLONY	500	1
818	Jeypore	KED	KORAPUT	KORAPUT NO-1	KORAPUT NO-1	JAGGANATH MANDIR 250KVA	250	1
819	Jeypore	KED	KORAPUT	KORAPUT NO-1	KORAPUT NO-1	OLD KORAPUT	250	1
820	Jeypore	KED	KORAPUT	KORAPUT NO-2	CHAPPER	UMURI	25	1
821	Jeypore	NED	NAWARANGPUR	NAWARANGPUR	NABARANGPUR TOWN-2	DASARAPADA 4 PODALGUDA ROAD	100	1
822	Jeypore	NED	NAWARANGPUR	NAWARANGPUR	NABARANGPUR TOWN-2	DISTRICT HQ HOSPITAL 1	100	1
823	Jeypore	JED	JESD-1	JYP2	KHARDAPA	SALPA	63	1
824	Jeypore	JED	JESD-1	JYP2	KHARDAPA	DHARNAHANDI	63	1
825	Jeypore	JED	JESD-1	JYP2	KHARDAPA	BADAJUNA	25	1
826	Jeypore	JED	JESD-1	JYP2	KHARDAPA	DHARNAHANDI	25	1
827	Jeypore	JED	JESD-1	JYP 3	KORAPUT	KALI MANDIR	100	1
828	Jeypore	JED	JESD-1	JYP 3	KORAPUT	SATIGUDA	100	1
829	Jeypore	JED	JESD-1	JYP 3	JEYPORE NO.1	PR PET 2ND LANE	100	1
830	Jeypore	JED	JESD-1	JYP 3	JEYPORE NO.1	BIJU PATNAIK PARK	100	1
831	Jeypore	JED	JESD-1	JYP 3	JEYPORE NO.1	DURGA MANDAP	100	1
832	Jeypore	JED	JESD-1	JYP 3	JEYPORE NO.1	TP LANE	250	1
833	Jeypore	JED	JESD-1	JYP 3	JEYPORENO.2	RAJABEDA	63	1
834	Jeypore	JED	JESD-1	JYP 3	JEYPORENO.2	GARBAGE PROCESSING UNIT GODIADHEBA SAHI	100	1
835	Jeypore	JED	JESD-1	JYP 3	JEYPORENO.2	2ND DAILY MARKET	100	1
836	Jeypore	JED	JESD-1	JYP 3	JEYPORENO.2	SURINGA SAHI	250	1
837	Jeypore	JED	JESD-1	JYP 3	JEYPORENO.2	BIDYADHAR	500	1

Location Sl. No. 25

LOCATION OF LV PROTECTION

SL. NO.	NAME OF CIRCLE	NAME OF DIVISION	NAME OF SUB-DIVISION	NAME OF SECTION	11 KV FEEDER NAME	DSS NAME	EXISTING DSS RATING (kVA)	QTY in Nos.
838	Jeypore	JED	JESD-1	JYP 3	JEYPORENO.2	SADAR	500	1
839	Jeypore	JED	JESD-1	JYP 3	JEYPORENO.2	MOHANTI SAHI	100	1
840	Jeypore	JED	JESD-1	JYP 3	GANDHI CHHAK	NADIABADA	500	1
841	Jeypore	JED	JESD-1	JYP 3	JAYNAGAR	OLD ORTEL OFFICE	63	1
842	Jeypore	NED	UMERKOTE	UMERKOTE	UMERKOTE TOWN	PARK	63	1
843	Jeypore	NED	UMERKOTE	UMERKOTE	UMERKOTE TOWN	SANTOSHI NAGAR	250	1
844	Jeypore	JED	BORIGUMMA	BORIGUMMA	TOWN	CINEMA HALL	250	1
845	Jeypore	JED	BORIGUMMA	BORIGUMMA	TOWN	VENKAT NAGAR	100	1
846	Jeypore	JED	BORIGUMMA	BORIGUMMA	TOWN	DULAGUDA ROAD	100	1
847	Jeypore	JED	BORIGUMMA	BORIGUMMA	TOWN	NIRANJAN NAGAR	100	1
848	Jeypore	JED	BORIGUMMA	BORIGUMMA	TOWN	PAILU STREET	100	1
849	Jeypore	JED	BORIGUMMA	BORIGUMMA	TOWN	DALAI STREET	100	1
850	Jeypore	JED	BORIGUMMA	BORIGUMMA	TOWN	OLD BORIGUMMA	63	1
851	Jeypore	JED	BORIGUMMA	BORIGUMMA	TOWN	GHUMRIAGUDA	100	1
852	Jeypore	JED	BORIGUMMA	BORIGUMMA	TOWN	UKI COLONY	100	1
853	Jeypore	JED	BORIGUMMA	BORIGUMMA	TOWN	KHUDIGUDA VILLAGE	25	1
854	Rayagada	PKED	UPPALADA	ESO GARABANDHA	GARABANDHA	SIVA TEMPLE	250	1
855	Rayagada	PKED	UPPALADA	ESO GARABANDHA	GURANDI	GURANDI	250	1
856	Rayagada	PKED	UPPALADA	ESO GARABANDHA	GURANDI	GURANDI RICE MILL	250	1
857	Rayagada	PKED	UPPALADA	RAIGADA	RAIGADA	MEDICAL	250	1
858	Rayagada	PKED	UPPALADA	RAIGADA	RAIGADA	SIVA TEMPLE	250	1
859	RAYAGADA	PKED	UPPALADA	RAIGADA	JEERANG	JEERANG	100	1
860	RAYAGADA	PKED	UPPALADA	RAIGADA	JEERANG	JEERANG	100	1

Location Sl. No. 26

LOCATION OF RIVER CROSSING

SL. NO.	NAME OF CIRCLE	NAME OF DIVISION	NAME OF SUB-DIVISION	NAME OF SECTION	33/11 KV FEEDER NAME	RIVER NAME	RIVER CROSSING SPAN(IN MTR) FROM POINT TO POINT AS PER ACTUAL IN SITE	PROPOSAL TYPE
1	Aska	AED-II	K.S. Nagar	K.S. Nagar	33kV- K. S. Nagar	Dhanei River	60	13mtr DP
2	Jeypore	NED	PAPADAHANDI	PAPADAHANDI	11kV DONGRA	TANDAGUDA	100	4-Pole
3	Jeypore	NED	PAPADAHANDI	PAPADAHANDI	11kV MANTRIGUDA	PILLIKA	100	4-Pole
4	Jeypore	NED	PAPADAHANDI	PAPADAHANDI	11kV MAIDALPUR	KAKUDIAMBA	100	4-Pole
5	Jeypore	NED	PAPADAHANDI	PAPADAHANDI	11kV DONDAMUNDA	NEAR GUJARIA	100	4-Pole
6	Bhanjanagar	PED	PHULBANI	PHULBANI	11kV PHULBANI SAHI	SALUNKI	100	4-Pole
7	Bhanjanagar	PED	BALIGUDA	BALIGUDA	11kV SINDRIGAON	KHRGO	100	4-Pole
8	Berhampur	PSED	POLASARA	CHIRIKIPADA	11kV DHUNKAPADA	BAGHUA	60	4-Pole
9	Aska	AED-II	Buguda	Buguda	11kV Karchulli	Bhagua River	100	4-Pole
10	Jeypore	JED	S/D-1	SEC-2	11kV RE FEEDR(balia)	SATI	100	4-Pole
11	Jeypore	JED	S/D-1	SEC-2	11kV PATRAPUT FFEDR	SATI	100	4-Pole
12	Jeypore	JED	S/D-1	SEC-2	11kV EKAMBA FEEDR	KOLAB	100	4-Pole
13	Jeypore	JED	S/D-1	SEC-2	11kV KONGA FEEDR	KOLAB	100	4-Pole
14	Rayagada	PKED	UPPALADA	RAIGADA	11kV BHURJANGA	SORADA DERASAHI	70	13mtr DP
15	Bhanjanagar	BNED	Bhanjanagar-I	ESO-I	11kV Gamundi	Loharakhandi	100	4-Pole
16	Bhanjanagar	BNED	Bhanjanagar-I	Tillisingi	11kV Kokolaba	BADA NADI	70	13mtr DP
17	Rayagada	GED	GUMUDA	PADMAPUR	11kV BAGHASALA	SANA NADI	50	13mtr DP
18	Rayagada	GED	GUNUPUR	RURAL	11kV JAGANNATHPUR	BANSDHARA	100	4-Pole
19	Rayagada	GED	GUMUDA	PADMAPUR	11kV KENDUGUDA	PATUGUDA NALLA	60	13mtr DP

Location Sl. No. 27

LOCATION OF NEW DISTRIBUTION TRANSFORMER

S. NO	NAME OF CIRCLE	NAME OFDIVISION	NAME OF 11KV	DSS NAME	EXISTING DSS RATING IN KVA	RATING OF PROPOSED DTR IN KVA	11 KV PHASE CONVERSION (KM)	11KV NEW LINE FOR NEW DT(CKM)	11 kV XLPE Cable (CKM)	LT ABC AUG (KM)			LT ABC NEW (KM)		
										AUG LENGTH 35 IN KM	AUG LENGTH 50 IN KM	AUG LENGTH 95 IN KM	NEW LENGTH IN KM 35 SQMM	NEW LENGTH IN KM 50 SQMM	NEW LENGTH IN KM 95 SQMM
1	BERHAMPUR	PSED	PANDRIPADA	POTLINGI	16	25	0.9	0.5					0.5		
2	RAYAGADA	PKED	Town-2	NEWBUSSTAND	500	250		0.2							0.4
3	CITY	BED-I	RAGHUNATHPUR	SANTOSHI MAA MANDIR	100	100			0.1						0.8
4	CITY	BED-I	Courtpeta	KRUSHNA NAGAR	100	250			0.1						0.6
5	ASKA	AED-I	College Sq	HARIDA PADARA VILLAGE 2	100	100			0.5						0.4
6	BHANJANAGAR	BNED	GAMUNDI	NILADRI BIHAR	250	100		0.4				0.7		0.5	
7	BHANJANAGAR	BNED	BADAKODANDA	Defence colony	100	63		0.5			0.6			0.5	
8	BHANJANAGAR	BNED	BHANJANAGAR TOWN	RAGHUNATH TEMPLE LOHARAKHANDI BRIDGE	500	100		0.4				0.7		0.3	
9	BHANJANAGAR	PED	Phulbani Medical	TEACHERS COLONY (HTN2101-3/137)	100	100	0.2					0.2			
10	BHANJANAGAR	PED	Phulbani Bazar	Saktidayni Temple /Gutipitasahi (15524477)	100	250						0.3			0.3
11	BHANJANAGAR	PED	Phulbani no-3	BIJU PATNAIK SQUARE	315	500						0.4			0.2
12	BHANJANAGAR	PED	Phulbani no-3	IWDP Office (HTN2101-5/88)	100	250						0.4			
13	JEYPORE	JED	BORIGUMA TOWN	CINEMAHALL	1X100+ 1X250	250		0.15							0.25
14	JEYPORE	JED	Borigumma Town	Pailusahi	63	63		0.25						0.25	
15	RAYAGADA	RED	KEREDA	KASTURI NAGAR 9TH LANE	100	100		0.3							0.35
16	RAYAGADA	RED	RANIGUDA	BACKSIDE OF REVENUE COLONY	100	100		0.4							0.45
17	CITY	BED-III	Ankushpur	NEW STREET NUA SAHI	100	100		0.3				0.7			
18	CITY	BED-III	NIMAKHANDI	JAGADALA SANTOSI NAGAR	100	100		0.5							0.5
19	CITY	BED-III	Ssanpadar	SASANAPADAR LI POINT 1	100	100									
20	BERHAMPUR	GNED	CHAMAKHANDI	CHAMAKHANDI VILLAGE 2	250	100		0.3				0.5			0.4
21	BERHAMPUR	GNED	KP GADA	MALUDA MARCKET	250	100		0.4				0.5			0.4
22	BERHAMPUR	GNED	HUMMA RAMBHA	SALT PADIA 1	250	100		0.5				0.5			0.4
23	BERHAMPUR	GNED	LANGALESWAR	LANGALESWAR PATNA SAHI	250	100		0.3				0.5			0.4
24	BERHAMPUR	GNED	KANHEIPUR	MANIKAPUR MASANI 1	250	100		0.7				0.5			0.4
25	CITY	BED-II	Sriram nagar	Vegetable market	250	630 UG DSS									1.5
26	CITY	BED-II	Old Berhampur	ANADA MARGA 1	100	250		0.2							0.6
27	BERHAMPUR	HED	KONKARADA	S_KONKARADA KAUDIA AMINAPRADHANSAHI-1DSS	25	250		0.1							0.5
28	BERHAMPUR	GNED	MILL	RAMBHA BAZAR	250	100		0.6				0.5			0.4

Location Sl. No. 28

LOCATION OF DT AUGMENTATION

Sr. NO	NAME OF CIRCLE	NAME OF DIVISION	11KV NAME	DSS NAME	EXISTING DTR RATING (KVA)	RATING OF PROPOSED DSS IN KVA	11 KV PHASE CONVERSION (KM)	11KV NEW LINE FOR NEW DT(CKM)	11 kV XLPE Cable (CKM)	AUGMENTATION SIZE (35) SQMM	AUGMENTATION SIZE (50) SQMM	AUGMENTATION SIZE (95) SQMM	AUGMENTATION SIZE (150) SQMM	NEW LT SIZE (35) SQMM	NEW LT SIZE (50) SQMM	NEW LT SIZE (95) SQMM	NEW LT SIZE (150) SQMM
1	BERHAMPUR	PSED	Bhatakumarada	Bhatakumarada	63	100									0.3		
2	BERHAMPUR	PSED	kodala	DIGAPADA	100	250										0.5	
3	BERHAMPUR	PSED	Belagaon	Dimbiria	2*100	250						0.5					
4	BERHAMPUR	PSED	Solaghara	Solaghara	3*16	100									0.3		
5	BERHAMPUR	PSED	BALICHAI	NEAR KARANJARA LANGALES	63	100					1						
6	BERHAMPUR	PSED	BELAGAON	BAGHADI NEAR MIL CHHOK	100	250						0.8					
7	BERHAMPUR	HED	New Putiapadara	Ralaba Janta Road	100	250						0.25					
8	BERHAMPUR	HED	SIKIRI	NANDIK RAHUL SAHI	63	100											
9	BERHAMPUR	HED	TOWN	SILAI KENDRA (BLOCK)	250	500											
10	BERHAMPUR	HED	TOWN	SHIKILI SCHOOL CHAKA 2	63	100											
11	BERHAMPUR	HED	Badakhandi	Santoshi Nagar	16	63											
12	BERHAMPUR	HED	KONKARADA	GOVINDAPUR KAINPHULA BANDHA	100	250										0.2	
13	BERHAMPUR	HED	PADAMANVAPUR	Jeypur colony	16	25											
14	BERHAMPUR	HED	PADAMANVAPUR	kushapali	16	25											
15	BERHAMPUR	HED	BURUPADA / PUDINGI	TENTULI PADARA	100	250						0.25					
16	BERHAMPUR	HED	BURUPADA / PUDINGI	BURUPADA BAHURI SAHI 2	100	250										0.3	
17	BERHAMPUR	HED	PITALA	PITALA CHHAKA	100	250											
18	BERHAMPUR	HED	SARU	CHATNYAPADA	63	100											
19	BERHAMPUR	HED	SHERAGADA TOWN	TAKARADAVILLAGEROADSIDE2	63	100											
20	BERHAMPUR	HED	PADMANAVAPUR	RAMACHANDRAPUR SITA RAM	100	250											
21	BERHAMPUR	HED	GOVINDAPUR	GOVNDPURVILLAGEROADSIDE2 (SHIVA TEMPLE)	250+63	250						0.3				0.3	
22	BERHAMPUR	HED	MANIKPUR	MACHHAKOTE GHAI ROAD SI	63	100											
23	BERHAMPUR	HED	KHALINGI	KHALLINGI NEECHI	250+63	100					0.2					0.12	
24	BERHAMPUR	HED	KHALINGI	KHALLINGI KARAKA	100	250											
25	BERHAMPUR	HED	PATTAPUR	ERENDRA BADA DANDA SAHI	100	250						0.25					
26	BERHAMPUR	HED	PATTAPUR	JAYA NGR MAIN RD PADHY MILL	100	250						0.25					
27	BERHAMPUR	HED	ADAPADA	ADAPADA PANCHAYAT OFFIC	100	250											
28	BERHAMPUR	HED	ADAPADA	PATHARAPUNJI THAKURANI	100	250											
29	BERHAMPUR	HED	PUNANDA	PANASAPADAR	16	25											
30	BERHAMPUR	HED	ADAPADA	S_PATTAPUR ADAPADA MEDICAL SAHI DSS	100	250						0.25					
31	RAYAGADA	PKED	Town-1	KARUNA STREET-1	100	250										0.3	
32	RAYAGADA	PKED	Town-4	DLSCOLONY TOWER	100	250						0.4				0.4	
33	RAYAGADA	PKED	Town-4	IRDALLASTREET	250	500						0.3					
34	RAYAGADA	PKED	PHD	SAT SAI NAGAR	250	500						0.4				0.3	
35	RAYAGADA	PKED	Kasinagar	KHUNIGAON	100	250						0.3					

Location Sl. No. 28

LOCATION OF DT AUGMENTATION

Sr. NO	NAME OF CIRCLE	NAME OF DIVISION	11KV NAME	DSS NAME	EXISTING DTR RATING (KVA)	RATING OF PROPOSED DSS IN KVA	11 KV PHASE CONVERSION (KM)	11KV NEW LINE FOR NEW DT(CKM)	11 kV XLPE Cable (CKM)	AUGMENTATION SIZE (35) SQMM	AUGMENTATION SIZE (50) SQMM	AUGMENTATION SIZE (95) SQMM	AUGMENTATION SIZE (150) SQMM	NEW LT SIZE (35) SQMM	NEW LT SIZE (50) SQMM	NEW LT SIZE (95) SQMM	NEW LT SIZE (150) SQMM
36	RAYAGADA	PKED	Mohana	SHIVMANDIR 2	100	250						0.4				0.3	
37	RAYAGADA	PKED	Adava Town	PADAGAON	63	250						0.25				0.3	
38	RAYAGADA	PKED	Magada	MAGADA	63	250						0.2				0.4	
39	RAYAGADA	PKED	33KV Garabandha	Gosani Centre	100	250			0.12			0.2					
40	RAYAGADA	PKED	Kasinagar	Bus Stand	315	500						0.5					
41	RAYAGADA	PKED	Jhami	Tulasipaduvillage 2	16	25	0.06			0.3							
42	CITY	BED-I	Haripur	Basanaputi	25	100											
43	CITY	BED-I	Gopalpur	PLAM BEACH 2	100	250										1	
44	CITY	BED-I	RAGHUNATHPUR	BHABINARAYANPUR RWSS	25	100										0.7	
45	CITY	BED-I	NARENDRAPUR	NARENDRAPUR PANCHAYAT SQUARE	250	500										1.5	
46	CITY	BED-I	RAGHUNATHPUR	RAGHUNARHPUR1	100	250											
47	CITY	BED-I	Dura	Opposite Bhakta Salabegh Nagar Lane 2	25	100					0.4						
48	CITY	BED-I	Dura	kalinga vihar-1	63	100						0.5					
49	CITY	BED-I	golabandha	new kamalapur(canal road)	63	100											
50	CITY	BED-I	Chandimandira	Jail training school	63	100						0.5				0.4	
51	CITY	BED-I	Kalimandir	3RD LANE MAMATA Apartment	63	250										0.5	
52	CITY	BED-I	Courtpeta	IMA House	100	500											0.5
53	CITY	BED-I	Bank Colony	NEAR GURUDEV HOSPITAL	100	250											0.5
54	RAYAGADA	PKED	Bujarango	BURUJANGO 2	25	63											
55	BERHAMPUR	HED	Adapada	S_PATTAPUR ADAPADA GANESH TOTA SAHI DSS	100	250						0.2					
56	BERHAMPUR	HED	GOVINDAPUR	S_KONKARADA GOVINDAPUR VILLAGETALAST DSS	150	250						0.25					
57	BERHAMPUR	HED	SHERAGADA TOWN	100KVA PANCHAYAT	100	250						0.25					
58	CITY	BED-II	UB road	Biju pattnaik IPDS	500	1 MVA CSS											0.3
59	CITY	BED-II	Gate Bazar	Gate Bazar	315	630										0.2	
60	CITY	BED-II	Gundicha temple	Rajiv gandhi	250	500										1	
61	JEYPORE	JED	Kotpad Town	S_KOTPAD-SUB JAIL DSS	63	100					0.2						
62	BHANJANAGAR	BOED	BOUDH TOWN-II	S_BOUDH-MUSLIMPADA DSS	100	250						0.3				0.3	
63	BHANJANAGAR	BOED	Janapanka	S_BAU-Kuntabandha DSS	25	63					0.7				0.3		
64	BHANJANAGAR	BOED	KAMALPUR	S_BAU-Kankipur 1 DSS	25	63									0.6		
65	BHANJANAGAR	BOED	BAHIRA	S_BAU-Ainlapali DSS	250	500										0.5	
66	JEYPORE	MED	Gumma Town	Padiapally	16	25	0.07			0.5							
67	ASKA	GSED	Dengausta	KHANDA DEULA	63	100					0.5						
68	ASKA	GSED	Pudamari	PUDAMARI RAJPALACE STREE	100	250						1					
69	ASKA	GSED	Dengausta	SINGIPUR VILLAGE 1	100	250						0.6					
70	ASKA	GSED	Kotinda	NISTIPUR SAUBHAGYA	63	100									0.3		

Location Sl. No. 28

LOCATION OF DT AUGMENTATION

Sr. NO	NAME OF CIRCLE	NAME OF DIVISION	11KV NAME	DSS NAME	EXISTING DTR RATING (KVA)	RATING OF PROPOSED DSS IN KVA	11 KV PHASE CONVERSION (KM)	11KV NEW LINE FOR NEW DT(CKM)	11 kV XLPE Cable (CKM)	AUGMENTATION SIZE (35) SQMM	AUGMENTATION SIZE (50) SQMM	AUGMENTATION SIZE (95) SQMM	AUGMENTATION SIZE (150) SQMM	NEW LT SIZE (35) SQMM	NEW LT SIZE (50) SQMM	NEW LT SIZE (95) SQMM	NEW LT SIZE (150) SQMM
71	ASKA	GSED	Kotinda	KALARAPADAR VILLAGE 2	100	250						0.5					
72	ASKA	GSED	Kansamari	CHHANA MARE VILLAGE 2	100	250						0.15				0.35	
73	ASKA	GSED	Kotinda	NISTIPUR 2	100	250						0.3					
74	ASKA	GSED	Diagpahandi Town	FISH MARKET 2	100	250						0.42				0.15	
75	ASKA	GSED	Khariaguda	BHRAMARAPUR VILLAGE 2	63	100					0.8						
76	ASKA	GSED	Jayantipur	TUTIPUR VILLAGE 2	100	250						0.6					
77	ASKA	GSED	Khariaguda	BHRAMARAPUR VILLAGE 1	100	250						0.75					
78	ASKA	GSED	Kelua	MUNDAGURI 2	25	63					0.65						
79	ASKA	AED-I	Shergada	Cheramaria	100	250										0.5	
80	ASKA	AED-I	Block	DHARAKOTE BLOCK OFFICE	25	63					0.5						
81	ASKA	AED-I	Shergada	Karanji temple	16	25	0.5							0.3			
82	ASKA	AED-I	SHERAGADA	KORNALI	63	100						0.2					
83	ASKA	AED-I	Baharpur	Madhapur	16	25	0.1								0.1		
84	ASKA	AED-I	Mundamarei	Mundamaraei	63	100									0.2		
85	ASKA	AED-I	Mundamarei	Mundamaraei village	100	250										0.2	
86	ASKA	AED-I	Nuagada	Suramani	63	100					0.1						
87	ASKA	AED-I	Shergada	Cheramaria 2	25	63									0.2		
88	ASKA	AED-I	Nuagaon	Dhunkuni	100	250										0.2	
89	BHANJANAGAR	BNED	GAMUNDI	BELLAGUNTHA ROAD	100	250						0.35				0.3	
90	BHANJANAGAR	BNED	BHANJANAGAR TOWN	GIRLS HIGH SCHOOL	250	500						0.5				0.2	
91	BHANJANAGAR	BNED	BHANJANAGAR TOWN	DHUDHUA ROAD	100	250						0.3				0.2	
92	BHANJANAGAR	BNED	GAMUNDI	MOCHI SAHI 1	250	500						0.5				0.2	
93	BHANJANAGAR	BNED	KULADA	KULADA UPPER BAGRADEVI TEMPLE	100	250						0.3				0.2	
94	BHANJANAGAR	BNED	BADAKODANDA	DHUDUA VILLAGE 1	100	250						0.3				0.2	
95	BHANJANAGAR	BNED	KB PUR	KHAIRAPUTI SCHOOL SIDE	100	250						0.3				0.2	
96	BHANJANAGAR	BNED	GANGAPUR(KB PUR)	BORI CHANACHARAPALLI	63	100					0.4				0.2		
97	BHANJANAGAR	BNED	GOBARA	GOBARA BASUDABAPUR	63	100					0.4				0.2		
98	BHANJANAGAR	BNED	AMBAPUA (BELLAGUNTHA)	CHADHIAPALLI PANA SAHI	63	100					0.4				0.2		
99	BHANJANAGAR	BNED	KADUA	KAMASARAGADA CHHAKA 1	63	100					0.4				0.2		
100	BHANJANAGAR	BNED	JN PRASAD TOWN	JN PRASAD HATAPADA	100	250						0.3				0.2	
101	BHANJANAGAR	BNED	BADAGADA TOWN	BANGARA SAHI	100	250						0.3				0.2	
102	BHANJANAGAR	BNED	SORADA TOWN	GANI CHHAK 2	100	250						0.3				0.2	
103	BHANJANAGAR	BNED	SORADA TOWN	BORADI HADI STREET	63	100					0.4				0.2		
104	BHANJANAGAR	BNED	DANTALINGI	TALA DANTAILINGI VILLAGE	63	100					0.4				0.2		
105	BHANJANAGAR	BNED	BHANJANAGAR COLLAGE	BHANJANAGAR BYPASS	315	500						0.5				0.2	

Location Sl. No. 28

LOCATION OF DT AUGMENTATION

Sr. NO	NAME OF CIRCLE	NAME OF DIVISION	11KV NAME	DSS NAME	EXISTING DTR RATING (KVA)	RATING OF PROPOSED DSS IN KVA	11 KV PHASE CONVERSION (KM)	11KV NEW LINE FOR NEW DT(CKM)	11 kV XLPE Cable (CKM)	AUGMENTATION SIZE (35) SQMM	AUGMENTATION SIZE (50) SQMM	AUGMENTATION SIZE (95) SQMM	AUGMENTATION SIZE (150) SQMM	NEW LT SIZE (35) SQMM	NEW LT SIZE (50) SQMM	NEW LT SIZE (95) SQMM	NEW LT SIZE (150) SQMM
106	BHANJANAGAR	BNED	GOBARA	ABHINAGAR VILLAGE	25	63					0.5			0.2			
107	BHANJANAGAR	BNED	LATHIPADA	NAKITI VILLAGE	100	250						0.3				0.2	
108	BHANJANAGAR	PED	BAZAR	MAA MONGDA SAHI	25	63					0.3						
109	BHANJANAGAR	PED	PHULBANI SAHI	KARAMKANDA SCHOOL	100	250										0.3	
110	BHANJANAGAR	PED	PHULBANI SAHI	SHANI MANDIR	315	500										0.6	
111	BHANJANAGAR	PED	PHULBANI SAHI	DAMIVILLEGA1	25	63					0.8						
112	BHANJANAGAR	PED	PHULBANI TOWN 3	SKILL DEVELOPMENT (HTN2101-5/536)	63	100					0.3						
113	BHANJANAGAR	PED	PHULBANI TOWN 3	DIVISION OFFICE	100	250						0.2					
114	BHANJANAGAR	PED	PHULBANI TOWN 3	PEONPADA KABARKHANA	63	100						0.4					
115	BHANJANAGAR	PED	RAIKIA TOWN	RAIKIA BLOCK OFFICE	63	100						0.6				0.4	
116	BHANJANAGAR	PED	MANDAKIA (TOWN MAINTAINANCE)	RAIKIA PANGANAJU	16	25									0.2		
117	BHANJANAGAR	PED	RAIKIA TOWN	DALAMAHA	63	100						0.6			0.3		
118	BHANJANAGAR	PED	PABURIA	DAMIGUDA MANDIRA SAHI	16	25					0.8			0.1			
119	BHANJANAGAR	PED	PABURIA	TUDUBALI	16	25				0.8				0.4			
120	BHANJANAGAR	PED	PABURIA	BURBINAJU SUKAMAHA	16	25				0.8				0.3			
121	BHANJANAGAR	PED	MANDAKIA	DANGADANDA,DADINGIA	25	63					0.7						
122	BHANJANAGAR	PED	MANDAKIA	PAJIGALI TALA SAHI	16	25				0.8				0.3			
123	BHANJANAGAR	PED	BARBA	NUAGAON	16	25					0.8			0.3			
124	BHANJANAGAR	PED	DAHA	RANABA	25	63					0.8				0.1		
125	BHANJANAGAR	PED	MANDASRA	KILAKIA	16	25				0.8				0.1			
126	BHANJANAGAR	PED	MANDASRA	DAMAGUDA	10	25				0.5				0.1			
127	JEYPORE	JED	JEYPORE NO1	PR PETA 2nd LINE	63	100					0.2						
128	JEYPORE	JED	KOTPAD TOWN	KARANA STREET	63	100					0.1						
129	JEYPORE	JED	UMURI	TELIGUDA	100	250											
130	JEYPORE	JED	Borigumma Town	BANGALI GUDA	100	250											
131	JEYPORE	JED	Borigumma Town	100KVA BORIGUMMA III	63	100					0.05						
132	JEYPORE	JED	Block Colony	ELECTRIC OFFICE BORIGUMA	63	100						0.5					
133	JEYPORE	JED	KOTPAD TOWN	BDO OFFICE(KOTPAD TOWN)	63	250							0.15			0.35	
134	JEYPORE	JED	DANGAGUDA	PRASHNIBALA	63	250						0.25					
135	JEYPORE	JED	Koraput	NAIDU STREET63KVA	63	100									0.4		
136	JEYPORE	JED	GANDHI CHAWK	100KVA BELL ROAD (Jamal)	100	100					0.3					0.05	
137	JEYPORE	JED	Lingaraj Nagar	PARABEDA	63	100					0.25						
138	JEYPORE	JED	JYP TOWN	JAYPUR TOWN57970	63	250						0.35					
139	JEYPORE	JED	Jyp No I	LALA SAHI 2	100	250						0.4					
140	JEYPORE	JED	BORIGUMA TOWN	PURUNA BORIGUMA	25	63				0.35							

Location Sl. No. 28

LOCATION OF DT AUGMENTATION

Sr. NO	NAME OF CIRCLE	NAME OF DIVISION	11KV NAME	DSS NAME	EXISTING DTR RATING (KVA)	RATING OF PROPOSED DSS IN KVA	11 KV PHASE CONVERSION (KM)	11KV NEW LINE FOR NEW DT(CKM)	11 kV XLPE Cable (CKM)	AUGMENTATION SIZE (35) SQMM	AUGMENTATION SIZE (50) SQMM	AUGMENTATION SIZE (95) SQMM	AUGMENTATION SIZE (150) SQMM	NEW LT SIZE (35) SQMM	NEW LT SIZE (50) SQMM	NEW LT SIZE (95) SQMM	NEW LT SIZE (150) SQMM
141	RAYAGADA	RED	S_MUNIGUDA PSS MUNIGUDA TOWN	CINEMA HALL 100KVA	100	250						0.5					
142	RAYAGADA	RED	JK PUR	HANUMAN NAGAR	25	63					0.35						
143	RAYAGADA	RED	TUMBIGUDA	K.S NGN 10TH LANE 1	100	250						0.5				0.25	
144	RAYAGADA	RED	AUTO NAGAR TOWN 3	PHD PANJABI HOTEL	100	250										0.1	
145	RAYAGADA	RED	AUTO NAGAR TOWN 3	INDIRA NGR 6TH LANE PHD	100	250						0.35					
146	RAYAGADA	RED	AUTO NAGAR TOWN 4	SAI MANDIR ROAD	100	250						0.4					
147	RAYAGADA	RED	JK Pur	SOYABIN FACTORY	63	100					0.5					0.7	
148	RAYAGADA	RED	Seriguda Town - 2	RELLI SAHI	100	250						0.45				0.1	
149	RAYAGADA	RED	Seriguda Town - 1	ROHIT COLONY 2ND LANE	100	250						0.4					
150	RAYAGADA	RED	JK Pur	NUAPADA1	100	250						0.4					
151	RAYAGADA	RED	Tikiri Town	JAMUGUDA NATRAJ PETROL PUMP	63	100					0.4						
152	RAYAGADA	RED	Muniguda	RWSS 1	100	250						0.6					
153	RAYAGADA	RED	Ambadala Town	JAGNNATH TEMPLE-1	100	250						0.5					
154	JEYPORE	MED	Balimela Town	Gadwaguda Chowk	16	25	0.1			0.3							
155	JEYPORE	MED	Korukonda	Khilloguda	25	63				1							
156	JEYPORE	MED	Korukonda	Harijan Sahi	16	25	0.1			1							
157	JEYPORE	MED	MV-35	MV-35	16	25				0.69							
158	JEYPORE	MED	Kamwada	MV-30	16	25	0.1			1							
159	JEYPORE	MED	Ayappa	MV-51	16	25	0.5			1							
160	JEYPORE	MED	K.Gumma Town	BPL	25	63				0.7							
161	JEYPORE	MED	Khairput Town	Near Medical	63	100					0.65						
162	JEYPORE	MED	Khairput Town	Khairput Tankamunda Road	25	63	0.1			1							
163	JEYPORE	MED	Mathili Town	Gauda Sahi	16	25				0.5							
164	JEYPORE	MED	Mathili Town	Nayak Sahi	16	25				0.3							
165	JEYPORE	MED	MV-79	MV-79 VILLAGE	63	100					0.8						
166	JEYPORE	MED	MPV-83	MPV-114	16	25	0.1			0.7							
167	JEYPORE	MED	BHEJNGIWADA	BHEJNGIWADA	16	25	0.1			0.8							
168	JEYPORE	MED	BHEJNGIWADA	MPV-23	16	25	0.05			0.9							
169	JEYPORE	MED	MV-72	MV-72	63	100					0.8						
170	JEYPORE	MED	MV-72	MPV-74	25	63				0.8							
171	JEYPORE	MED	MV-72	MPV-65	25	63				1							
172	JEYPORE	MED	MV-64/10	MV-65	16	25				0.8							
173	JEYPORE	MED	BHEJNGIWADA	MPV-31	16	25				0.7							
174	JEYPORE	MED	MV-55	MV-55	16	25				0.7							
175	JEYPORE	MED	BHEJNGIWADA	MPV-25	16	25				0.67							

Location Sl. No. 28

LOCATION OF DT AUGMENTATION

Sr. NO	NAME OF CIRCLE	NAME OF DIVISION	11KV NAME	DSS NAME	EXISTING DTR RATING (KVA)	RATING OF PROPOSED DSS IN KVA	11 KV PHASE CONVERSION (KM)	11KV NEW LINE FOR NEW DT(CKM)	11 kV XLPE Cable (CKM)	AUGMENTATION SIZE (35) SQMM	AUGMENTATION SIZE (50) SQMM	AUGMENTATION SIZE (95) SQMM	AUGMENTATION SIZE (150) SQMM	NEW LT SIZE (35) SQMM	NEW LT SIZE (50) SQMM	NEW LT SIZE (95) SQMM	NEW LT SIZE (150) SQMM
176	JEYPORE	KED	Semiliguda Town	Netajienglishmediumschoo	25	63					0.3				0.4		
177	JEYPORE	KED	Subai	Kodigaon	63	100					0.2				0.4		
178	JEYPORE	KED	Kakiriguma	Charada 2	25	63					0.2				0.3		
179	JEYPORE	KED	Pattangi	Upparsahi	63	100					0.2				0.4		
180	JEYPORE	KED	Kakiriguma	Kadamjhola 2	10	25	0.1				0.3				0.4		
181	JEYPORE	KED	Sunabeda	Mukhibedai 3	25	63					0.2				0.3		
182	JEYPORE	KED	Sunabeda	Patraput 4	25	63					0.3				0.3		
183	JEYPORE	KED	Sunabeda	Mukhibidai 2	25	63					0.3				0.4		
184	JEYPORE	KED	Similiguda	Marla	63	100					0.3				0.3		
185	JEYPORE	KED	Bandhugaon	Kitablasha	10	25	0.2				0.2				0.3		
186	JEYPORE	KED	Bandhugaon	Badasahi 1	25	63					0.2				0.4		
187	JEYPORE	KED	Bandhugaon	Nilabadi Maniasahi 1	25	63					0.2				0.4		
188	JEYPORE	KED	Koraput-2	Khilaput 2	25	63					0.3				0.3		
189	JEYPORE	KED	Koraput-2	Neartastatuconvecationha	25	63					0.3				0.4		
190	JEYPORE	KED	Koraput-1	Adityanagar	250	500						0.2				0.3	
191	JEYPORE	KED	Koraput-1	Ambedkarcollege	25	63					0.3				0.3		
192	JEYPORE	KED	Koraput-2	Meghrajcolony1	25	63					0.3				0.4		
193	JEYPORE	KED	Koraput-2	Jerti Village 3	16	25	0.1				0.2				0.3		
194	JEYPORE	KED	Koraput-1	Shiridi Sai Temple	100	250						0.2				0.3	
195	JEYPORE	KED	Koraput-2	Jerti Village 2	16	25	0.1				0.3				0.3		
196	JEYPORE	KED	Similiguda	Gp Office 3	25	63					0.3				0.4		
197	JEYPORE	KED	Similiguda	Bhejaput Market 2	100	250						0.2				0.4	
198	JEYPORE	KED	Sunabeda	Chikpara Nad Road	25	63					0.3				0.4		
199	JEYPORE	KED	Similiguda	Trinath Bihar 100Kva Trm	25	63					0.2				0.3		
200	JEYPORE	KED	Koraput Sec-Ii	Kumagaon Pump House	25	63					0.3				0.4		
201	ASKA	AED-II	Budhamba Town	KHAJAPALLI VILLAGE 1	100	250										0.45	
202	ASKA	AED-II	Barida	BALMIKESHWER MANDIR 2	100	250										0.5	
203	ASKA	AED-II	Bolasara	MUKTAMALA SAHI 2	63	100						0.5					
204	ASKA	AED-II	KARACHULI	SHREE RAM NAGAR	25	100					0.4						
205	ASKA	AED-II	MOTABADI	TALASAKARA 2	25	100						0.6					
206	CITY	BED-III	Mantridi Town	STATE BANK ROAD-1	100	250											
207	CITY	BED-III	Sasanpadar	SIHALA VILLAGE 2	250	500											
208	CITY	BED-III	Ankushpur	KRUPASINDHUPUR VILLAGE	63	100											
209	CITY	BED-III	Balipada	Gutha Bandha	100	250											
210	CITY	BED-III	Dengapadar	MAHURIKALUA COLLEGE	250	500											

Location Sl. No. 28

LOCATION OF DT AUGMENTATION

Sr. NO	NAME OF CIRCLE	NAME OF DIVISION	11KV NAME	DSS NAME	EXISTING DTR RATING (KVA)	RATING OF PROPOSED DSS IN KVA	11 KV PHASE CONVERSION (KM)	11KV NEW LINE FOR NEW DT(CKM)	11 kV XLPE Cable (CKM)	AUGMENTATION SIZE (35) SQMM	AUGMENTATION SIZE (50) SQMM	AUGMENTATION SIZE (95) SQMM	AUGMENTATION SIZE (150) SQMM	NEW LT SIZE (35) SQMM	NEW LT SIZE (50) SQMM	NEW LT SIZE (95) SQMM	NEW LT SIZE (150) SQMM
211	CITY	BED-III	Ankuli NH	KHAJURIA	100	250											
212	CITY	BED-III	Dengapadar	OLD DENGAPADAR	63	100											
213	CITY	BED-III	Nimakahandi	NATAJI NAGAR	100	250											
214	CITY	BED-III	Lochapada	ACHARYA VIHAR	250	500											
215	CITY	BED-III	Lochapada	BANDHA SAHI	100	250											
216	BERHAMPUR	GNED	KODALA REC	AMBAJHARA NUAPALLI BPL	63	100											
217	BERHAMPUR	GNED	SYAMSUNDARPUR	BADHUNUAPALI VILLAGE	100	250											
218	BERHAMPUR	GNED	KARATALI	BALI BAGADA VILLAGE	100	250						0.3				0.5	
219	BERHAMPUR	GNED	CHAMAKHANDI	BANA BULA PALLI TEMPLE	100	250						0.4				0.3	
220	BERHAMPUR	GNED	BADAMADHAPUR	BARANGA VILLAGE	100	250						0.5				0.4	
221	BERHAMPUR	GNED	SYAMSUNDARPUR	BARAPADARA POKHARI PAKHA	63	100											
222	BERHAMPUR	GNED	SYAMSUNDARPUR	BARAPADARA TRINATH MAND	100	250											
223	BERHAMPUR	GNED	LANGALESWAR	BHEJIPUT 4POLE 2	100	250											
224	BERHAMPUR	GNED	UPPER BUS STAND	CHURCH ROAD 2	100	250						0.5				0.3	
225	BERHAMPUR	GNED	CHIKALI BUNIA	GOPAPUR	100	250											
226	BERHAMPUR	GNED	JAHAMI	H BURUDI VILLAGE 1	100	250						0.6				0.3	
227	BERHAMPUR	GNED	NUAPADA	JANHIKUDA VILLAGE	100	250						0.4				0.3	
228	BERHAMPUR	GNED	KHAICHAPUR	JHARAPADARA	63	100											
229	BERHAMPUR	GNED	KANAKA	KANAKA VILLAGE 1	100	250											
230	BERHAMPUR	GNED	KHALLIKOTE POLICE STATION	KHALLIKOTE POWER HOUSE	100	250											
231	BERHAMPUR	GNED	LANGALESWAR	KP COLLEGE	63	100											
232	BERHAMPUR	GNED	KANHEIPUR	MAHESWAR PUR 1	100	250											
233	BERHAMPUR	GNED	KP GADA	MALUDA KARAN SAHI	63	100					0.5						
234	BERHAMPUR	GNED	PORT	MUNMUN SHARMA	100	250						0.5				0.4	
235	BERHAMPUR	GNED	KHANDADEWALI	PANIBANDHA MAIN ROAD	63	100						0.4				0.3	
236	BERHAMPUR	GNED	PATHARA	PATHARA PATANA SAHI	100	250											
237	BERHAMPUR	GNED	PATHARA	PATHARA TALA FACTORY SA	2*63	250											
238	BERHAMPUR	GNED	PATHARA	PATHARA TALA SAHI	100	250											
239	BERHAMPUR	GNED	KODALA REC	PUSTAPUR DHEPA	100	250											
240	BERHAMPUR	GNED	KANHEIPUR	RATANPUR	100	250											
241	BERHAMPUR	GNED	CHATRAPUR RURAL	SAHEBJENAPALLI VILLAGE	100	250						0.4				0.3	
242	BERHAMPUR	GNED	NARAYANI	TENTULIAPALI NEAR SCHOO	100	250											
243	BERHAMPUR	GNED	RAMBHA	THAKURANI TAMPLE	100	250						0.5				0.3	
244	BERHAMPUR	GNED	NARAYANI	VEJIPUT KAMALADEIPUR	100	250											
245	CITY	BED-II	Old Berhampur	LN STREET 7TH LINE EXTENSION	100	250										0.4	

Location Sl. No. 28

LOCATION OF DT AUGMENTATION

Sr. NO	NAME OF CIRCLE	NAME OF DIVISION	11KV NAME	DSS NAME	EXISTING DTR RATING (KVA)	RATING OF PROPOSED DSS IN KVA	11 KV PHASE CONVERSION (KM)	11KV NEW LINE FOR NEW DT(CKM)	11 kV XLPE Cable (CKM)	AUGMENTATION SIZE (35) SQMM	AUGMENTATION SIZE (50) SQMM	AUGMENTATION SIZE (95) SQMM	AUGMENTATION SIZE (150) SQMM	NEW LT SIZE (35) SQMM	NEW LT SIZE (50) SQMM	NEW LT SIZE (95) SQMM	NEW LT SIZE (150) SQMM
246	CITY	BED-II	Old Berhampur	POWEL STREET	400	630										0.5	
247	CITY	BED-II	Ganesh Nagar	PANDAB NAGAR	315	500										0.6	
248	CITY	BED-II	Old Berhampur	SHANTI NAGAR	250	500										0.5	
249	CITY	BED-II	Gandhinagar-1	KHASPA STREET	500	630										0.7	
250	CITY	BED-II	CITY HOSPITAL	SANTIMARG	250	500						0.7					
251	CITY	BED-II	CITY HOSPITAL	MAYURI VIHAR	100	250										0.7	
252	CITY	BED-II	CITY HOSPITAL	HARSHA VIHAR 1ST LANE	250	500						0.6					
253	CITY	BED-II	Housing Board	STAGE-I/2	100	250										0.8	
254	CITY	BED-II	Sanabazar	DHARMANAGAR-II	100	250										0.6	
255	CITY	BED-II	Housing Board	SARATHI PADMANABHA	100	250										0.7	
256	CITY	BED-II	Gandhinagar-2	GANDHINAGAR 5TH LANE EAST	100	250										0.42	
257	CITY	BED-II	GOSANINUAGAM	KAUTUKINAGAR NEAR BEDABANDHA	100	250										0.15	
258	BHANJANAGAR	BOED	Boudh Town 1	BUTUPALIWATERTANK 2	250	500										0.5	
259	BHANJANAGAR	BOED	Deuli	Manamunda PSS	100	250										0.3	
260	BHANJANAGAR	BOED	Purunakatak	CHARICHAKA RWSS ROADSIDE	63	100						0.2					
261	BHANJANAGAR	BOED	Janapanka	LAXMIPRASADVILLAGE4	100	250						0.7					
262	BHANJANAGAR	BOED	Baunsuni	BAUNSUNISONPURIAPADA	100	250										0.5	
263	BHANJANAGAR	BOED	Janapanka	SARDHAPALI	63	100					0.5					0.3	
264	BHANJANAGAR	BOED	Sahupada	BASUDEVBALI3	63	100											
265	JEYPORE	NED	NABRANGPUR TOWN-1	RCD HIGH SCHOOL	100	250						0.3				0.4	
266	JEYPORE	NED	DNK	TRINATH MANDIR	63	100					0.3				0.3		
267	JEYPORE	NED	DABUGAON TOWN	HATPADA	63	100					0.3				0.3		
268	JEYPORE	NED	CHATABEDA	CHATABEDA	63	100					0.25				0.35		
269	ASKA	AED-I	Bhetanai	Pallimala Lions Club	16	25	0.1								0.2		
270	ASKA	AED-I	Bhetanai	Banapalli	16	25	0.06								0.2		
271	ASKA	AED-I	Nim ina	Malti	16	25	0.7								0.05		
272	BERHAMPUR	PSED	BHABARADA	KHAIRAKHATA	63	100											
273	BERHAMPUR	PSED	BHABARADA	JAGAPALLI	25	63											
274	BERHAMPUR	PSED	BALICHAI	CHANDRAMEIDEIPUR	63	100											
275	BERHAMPUR	PSED	BALICHAI	DHOYAKONA ROAD	63	100											
276	BERHAMPUR	PSED	BALICHAI	DHOYAKONA ARJUNAPALLI	25	63											
277	BERHAMPUR	PSED	BARTINI	PRANADEIPUR	63	100											
278	BERHAMPUR	PSED	CHIRIKIPADA	BARAGAN	63	100											
279	BERHAMPUR	PSED	KANACHAI	GAREIJHULI KHADALA SAHI	63	100											
280	BERHAMPUR	PSED	ANGARGAON OLD	MATIA SAHI DSS	25	100					0.6						

Location Sl. No. 28

LOCATION OF DT AUGMENTATION

Sr. NO	NAME OF CIRCLE	NAME OF DIVISION	11KV NAME	DSS NAME	EXISTING DTR RATING (KVA)	RATING OF PROPOSED DSS IN KVA	11 KV PHASE CONVERSION (KM)	11KV NEW LINE FOR NEW DT(CKM)	11 kV XLPE Cable (CKM)	AUGMENTATION SIZE (35) SQMM	AUGMENTATION SIZE (50) SQMM	AUGMENTATION SIZE (95) SQMM	AUGMENTATION SIZE (150) SQMM	NEW LT SIZE (35) SQMM	NEW LT SIZE (50) SQMM	NEW LT SIZE (95) SQMM	NEW LT SIZE (150) SQMM
281	BERHAMPUR	PSED	TT JUNCTION	JAMUNI TT CHAKA DSS	100	250						0.2				0.15	
282	BERHAMPUR	PSED	POLASARA TOWN	FIRE STATION DSS	100	250						1.6					
283	JEYPORE	JED	Bondaguda	S_BORIGUMA COLONY DSS	16	25	1.6							0.1			
284	JEYPORE	NED	Kodinga	Kodinga Dama Sahi	25	63					0.4						
285	JEYPORE	NED	Dongra	Makia 2	16	25					0.25						
286	CITY	BED-III	Lochapada	NIMAKHANDI MAIN ROAD SA	100	250						0.4					
287	JEYPORE	NED	Keliya	Pokhanaguda 1	16	25		0.2			0.4				0.4		
288	ASKA	AED-II	BOLASARA	DENGAPADAR(PGCIL) DSS	63	100									0.5		
289	ASKA	AED-II	Barida	PURUNA BANDHA 1	100	250										0.5	
290	ASKA	AED-II	Barida	PURUNA BANDHA 2	100	250										0.5	
291	ASKA	AED-II	Bolasara	BOLASARA 5	63	100									0.5		
292	ASKA	AED-II	Bolasara	DENGAPADA 4	63	100									0.5		
293	ASKA	AED-II	KANIARY	MATATENTULIYA 2	63	250										0.5	
294	ASKA	AED-II	PAIKAJAMUNA	GUNTHUPADA 1	100	100		0.3	0						0.5		
295	ASKA	AED-II	PAIKAJAMUNA	PAIKAJAMUNA 1	100	100		0.3	0						0.5		
296	ASKA	AED-II	PAIKAJAMUNA	NIMUDIIA 2	100	100									0.5		
297	ASKA	AED-II	BUGUDA TOWN	FROEST RANGE 1	100	250										0.5	
298	ASKA	AED-II	KANIARY	SUBALAYA-1	100	63		0.3	0						0.5		
299	ASKA	AED-II	BUGUDA TOWN	BALPINDI POND 3	100	250		0.3	0							0.5	
300	BERHAMPUR	GNED	CHAMAKHANDI	KALIABALI MAIN ROAD KRI	63	100									0.5		
301	BERHAMPUR	GNED	KP GADA	SANA ANLO 3	63	250						0.7				0.4	
302	BERHAMPUR	GNED	MORADA	RATAMATI VILLAGE	63	100					0.3				0.3		
303	BERHAMPUR	GNED	NUAPALLI	BADARAMPALLI SOUBHAGYA	100	250						0.4				0.4	
304	BERHAMPUR	GNED	KESHPUR	SINGADAPALLI	100	250						0.4				0.4	
305	BERHAMPUR	GNED	SYAMSUNDARPUR	KAIRASI CHHAKA 1	100	250						0.4				0.3	
306	RAYAGADA	GED	Padampur	NUASAHIKHILAPADAR	63	100					0.4						
307	RAYAGADA	GED	Padampur	JAGMUNDA	63	100					0.4						
308	RAYAGADA	GED	Court	NEARINDIANPETROLPUMP	100	250						0.4					
309	RAYAGADA	GED	Town	GANDHI NAGAR	100	250						0.4					
310	RAYAGADA	GED	Kalama	ROTIFACTORYGUDACHOWK	100	250						0.4					
311	RAYAGADA	GED	GUDARI TOWN	S_GUDARI SEC B.D COLONY-1 DSS	25	63					0.4						
312	RAYAGADA	GED	COURT	S_GUNUPUR SEC MOTILAL NAGAR DSS	100	250						0.4					

Location Sl. No. 29

LOCATION OF DT AUGMENTATION/NEW DT FOR VOLTAGE PROFILE IMPROVEMENT

Sr. NO	NAME OF CIRCLE	NAME OF DIVISION	11KV NAME	DSS NAME	EXISTING DTR RATING (KVA)	DT AUG/ NEW DT	RATING OF PROPOSED DSS IN KVA	11 KV PHASE CONVERSION (KM)	11KV NEW LINE FOR NEW DT (CKM)	11 kV XLPE Cable (CKM)	11kV New Line with covered conductor for New DT (CKM)	AUGMENTATION SIZE (35) SQMM	AUGMENTATION SIZE (50) SQMM	AUGMENTATION SIZE (95) SQMM	AUGMENTATION SIZE (150) SQMM	NEW LT SIZE (35) SQMM	NEW LT SIZE (50) SQMM	NEW LT SIZE (95) SQMM	NEW LT SIZE (150) SQMM
1	BERHAMPUR	PSED	Sunathara	GUNDICHA TEMPLE BHATAKU	100	NEW DT	100		0.3								0.36		
2	BERHAMPUR	PSED	Sunathara	BHATAKUMADA	100	NEW DT	100		0.45								0.4		
3	BERHAMPUR	PSED	Polasara Town	FIRE STATION	250	DT AUG	500							1					
4	BERHAMPUR	PSED	Kalamba	BADA SAHI	100	DT AUG	250							0.5					
5	BERHAMPUR	PSED	Belagaon	GHOTHALI	25	DT AUG	100							0.5					
6	CITY	BED-I	Narayanpur	Gopalpur wellcome gate	100	NEW DT	100			0.1								1	
7	CITY	BED-I	Boxipalli	Dharampur	100	NEW DT	100		0.7									0.8	
8	CITY	BED-I	Boxipalli	Adtalapalli	100	NEW DT	250				0.3			0.5				0.8	
9	CITY	BED-I	Gaunju	Nadia tota sahi	100	NEW DT	100		0.1									0.5	
10	CITY	BED-I	Nh ankuli	Sriharinagara 6th line	250	NEW DT	250		0.6					0.8				0.9	
11	CITY	BED-I	Chandimandira	Kesabnagara pond	25	DT AUG	250											0.8	
12	CITY	BED-I	NH Ankuli	Adikanda nagara (ananda vihar)	63	DT AUG	250							0.5				0.5	
13	CITY	BED-I	Tata Benz	Giri Road	100	NEW DT	250			0.2								1	
14	CITY	BED-I	Ayodhya Nagar	Gajapati nager 3rd lane LIG colony	250	DT AUG	500								0.5				0.5
15	CITY	BED-I	Ambapua	KALINGA NAGAR 1ST LANE	100	NEW DT	250	0.4			0.4			0.5				0.8	
16	CITY	BED-I	Ambapua	BASANTA BIHAR 4TH LANE	100	NEW DT	250			0.1				0.5				0.8	
17	CITY	BED-I	Ambapua	KALINGANAGAR PUMP HOUSE	250	DT AUG	500								1				
18	CITY	BED-I	Ayodhya Nagar	NEAR SRIRAM HOSPITAL	100	DT AUG	250							0.5				0.5	
19	BERHAMPUR	PSED	BHUTASARASING	Banai Masani	100	NEW DT	100		0.2								0.2		
20	CITY	BED-I	Boxipalli	Digipur	100	NEW DT	250			0.3				0.5				0.8	
21	ASKA	GSED	Rajapur	NANDIGAM VILLAGE 2	100	NEW DT	100		0.2								0.3		
22	ASKA	AED-1	SHERAGADA	KALASANDAPUR village	100	NEW DT	63			0.3							0.4		
23	ASKA	AED-1	College square road	SPINNING MILL ROAD 1	63	NEW DT	63		0.3								0.3		
24	BHANJANAGAR	PED	PHULBANI SAHI	DHIPASAHI	100	NEW DT	250			0.4				0.7					
25	JEYPORE	JED	Koraput	POWERHOUSECOLONINEARMAR (HANUMAN Vihar Chawk	100	NEW DT	100		0.6				0.2						
26	RAYAGADA	RED	KOLNARA-AMLABHATA	SRIKHETRATOWNSHIP1	100	NEW DT	250		0.5					0.5				0.55	
27	RAYAGADA	RED	Kereda	AK NGR GVT ITI BACK SIDE	100	NEW DT	250		0.25					0.5				0.3	
28	CITY	BED-III	LOCHAPADA	ADISAKTI NAGAR	250	NEW DT	100		0.5									0.8	
29	CITY	BED-III	NIMAKHANDI	NIMAKHANDI 1	100	NEW DT	100		0.4									0.5	
30	CITY	BED-III	Nist	TATADAPALLI VILLAGE	100	NEW DT	100												
31	BERHAMPUR	HED	PITALA	PITALA CHASA	100	DT AUG	250											0.2	
32	CITY	BED-I	Boxipalli	DIKPUR PANIPANCHAYAT	63	DT AUG	250											0.7	
33	CITY	BED-I	Ramachandrapur	NARSINGHA MANDIR	100	DT AUG	250							0.5				0.5	

Location Sl. No. 29

LOCATION OF DT AUGMENTATION/NEW DT FOR VOLTAGE PROFILE IMPROVEMENT

Sr. NO	NAME OF CIRCLE	NAME OF DIVISION	11KV NAME	DSS NAME	EXISTING DTR RATING (KVA)	DT AUG/ NEW DT	RATING OF PROPOSED DSS IN KVA	11 KV PHASE CONVERSION (KM)	11KV NEW LINE FOR NEW DT (CKM)	11 kV XLPE Cable (CKM)	11kV New Line with covered conductor for New DT (CKM)	AUGMENTATION SIZE (35) SQMM	AUGMENTATION SIZE (50) SQMM	AUGMENTATION SIZE (95) SQMM	AUGMENTATION SIZE (150) SQMM	NEW LT SIZE (35) SQMM	NEW LT SIZE (50) SQMM	NEW LT SIZE (95) SQMM	NEW LT SIZE (150) SQMM
34	BHANJANAGAR	BOED	KANTAMAL	S_MAN-Kantamal High school DSS	2*63	DT AUG	250											0.3	
35	BHANJANAGAR	BnED	LATHIPADA	PANCHANANA CHHAKA 1	100	DT AUG	250							0.3				0.2	
36	BHANJANAGAR	PED	GUNJIBADI	NUADIMAHA	25	DT AUG	63					0.8				0.3			
37	RAYAGADA	RED	S_B.CUTTACK B.CUTTACK TOWN	S_B.CTC SEC B.CTC 1 DSS	100	DT AUG	250							0.6					
38	RAYAGADA	RED	Kucheipadar	DONGASIL	100	DT AUG	250							0.6					
39	RAYAGADA	RED	Bangarada	DANGASORDAINDIRANAGAR	63	DT AUG	100						0.7						
40	RAYAGADA	RED	Muniguda	DORASAHAI	100	DT AUG	250							0.6					
41	RAYAGADA	RED	Muniguda	KHANDDASAHI 1	100	DT AUG	250							0.6					
42	JEYPORE	MED	Mariwada	MV-23	16	DT AUG	25	0.1				1							
43	JEYPORE	MED	Govindpally	Govindpally Chowk	63	DT AUG	100						0.8						
44	CITY	BED-III	Haldiapadar	RALABA MAIN ROAD	250	DT AUG	500												
45	CITY	BED-III	Mahuda	Madin Pur	100	DT AUG	250												
46	BHANJANAGAR	BOED	Gundulia	GUCHHAPADA CONSUMER LINE	63	DT AUG	100											0.1	
47	JEYPORE	NED	JAGANNATHPUR	JHADABHANDAGUDA 3	63	DT AUG	63		0.3				0.4				0.5		
48	JEYPORE	NED	RAIGHAR TOWN	RAIGHAR DNK	150	DT AUG	250							0.35				0.6	
49	JEYPORE	NED	CHANDAHANDI TOWN	CHANDAHANDI TOWN BLOCK COLONY	63	DT AUG	63		0.3				0.3				0.3		
50	JEYPORE	NED	DNK	DANGRIGUDA CLUB SIDE	100	DT AUG	250							0.4				0.6	
51	RAYAGADA	GED	DAMBASARA	KAITHAPADAR/DAMBASARA	63	DT AUG	100												
52	ASKA	AED-II	BARIDA	BARIDA PANCHIYET OFFICE	100	DT AUG	250											0.5	
53	ASKA	AED-II	PAIKAJAMUNA	GUNTHUPADA 3	100	DT AUG	100		0.3	0							0.5		
54	ASKA	AED-II	PAIKAJAMUNA	BANSIA	100	DT AUG	100		0.3	0							0.5		
55	ASKA	AED-II	Golia	BADUA 1	63	DT AUG	100										0.5		
56	ASKA	AED-II	BUGUDA TOWN	MALIJHOLA TEMPLE	100	DT AUG	100		0.3	0							0.5		
57	ASKA	AED-II	Pathara	PATHARA 1	100	DT AUG	250		0.3	0								0.5	
58	RAYAGADA	PKED	Mohana	FIREBRIGADESTATION	63	DT AUG	250							0.3				0.2	
59	CITY	BED-I	karapalli	New karapalli	100	DT AUG	250							0.5				0.5	
60	RAYAGADA	RED	AUTO NAGAR TOWN 4	SAIPRYIA NAGAR 2	100	DT AUG	250							0.5					
61	CITY	BED-II	Old Berhampur	Ananda Marga	100	DT AUG	250											0.6	
62	ASKA	AED-II	Gudiali	BELAPUR	100	DT AUG	250											0.5	
63	ASKA	AED-II	PAIKAJAMUNA	PAIKAJAMUNA PANCHIYET OF	100	DT AUG	250											0.5	
64	ASKA	AED-II	Pathara	PATHARA 5	100	DT AUG	250		0.3	0								0.5	
65	JEYPORE	JED	BORIGUMA TOWN	HANUMAN MANDIR	63	DT AUG	100						0.2						
66	BHANJANAGAR	BOED	Boudh Town 1	BUTUPALIPANDITSAHI.2	250	DT AUG	500											0.8	

Location Sl. No. 29

LOCATION OF DT AUGMENTATION/NEW DT FOR VOLTAGE PROFILE IMPROVEMENT

Sr. NO	NAME OF CIRCLE	NAME OF DIVISION	11KV NAME	DSS NAME	EXISTING DTR RATING (KVA)	DT AUG/ NEW DT	RATING OF PROPOSED DSS IN KVA	11 KV PHASE CONVERSION (KM)	11KV NEW LINE FOR NEW DT (CKM)	11 kV XLPE Cable (CKM)	11kV New Line with covered conductor for New DT (CKM)	AUGMENTATION SIZE (35) SQMM	AUGMENTATION SIZE (50) SQMM	AUGMENTATION SIZE (95) SQMM	AUGMENTATION SIZE (150) SQMM	NEW LT SIZE (35) SQMM	NEW LT SIZE (50) SQMM	NEW LT SIZE (95) SQMM	NEW LT SIZE (150) SQMM
67	ASKA	AED-II	Barida	BADACHADHIAPADA 2	63	DT AUG	250											0.5	
68	CITY	BED-I	RAGHUNATHPUR	Hanuman Temple	16	DT AUG	100											0.6	
69	CITY	BED-I	TANGANAPALLI	R chandipadar	2x16	DT AUG	100										0.8		
70	CITY	BED-I	TANGANAPALLI	SINDURPUR IAY colony	16	DT AUG	100										0.8		
71	CITY	BED-I	Golabandha	Near jam jam resturant	16	DT AUG	100	0.1									0.8		
72	JEYPORE	MED	TOWN	Madlaguda	63	NEW DT	63		0.26							0.2			
73	JEYPORE	MED	TOWN	JAIL SAHI	63	DT AUG	100						0.8						
74	JEYPORE	MED	TOWN	Bus Stand	100	NEW DT	63		0.27							0.25			
75	JEYPORE	MED	TOWN	SBI2-19469273	250	NEW DT	100		0.3								0.8		
76	JEYPORE	MED	TUMSAPALLI	Indra Colony	16	DT AUG	63					0.7							
77	JEYPORE	MED	TOWN	ANIMAL MEDCARE1	63	DT AUG	100						0.8						
78	JEYPORE	MED	Town	Maheswari Colony	63	DT AUG	100						0.8						
79	JEYPORE	MED	DNK	BALIMELA ROAD1	63	DT AUG	100						0.8						
80	JEYPORE	MED	DNK	100KVA ITDI OFFICE	100	NEW DT	63		0.3							0.5			
81	JEYPORE	MED	DNK	KUMUTIGUDA 100 KVA	100	NEW DT	63		0.3							0.5			
82	JEYPORE	MED	DAMSIDE	KRISHNA NAGAR	16	DT AUG	25	0.1				0.5							
83	JEYPORE	MED	TOWN	PANIGRAHI	63	DT AUG	100						0.8						
84	JEYPORE	MED	Serapalli	MV-92	25	DT AUG	63					0.2							
85	JEYPORE	MED	KALIMELA TOWN	MAHAPRABHU ROAD	63	DT AUG	100						0.8				0.5		
86	JEYPORE	MED	MV-64/10	MPV-10	25	DT AUG	63					0.9							
87	JEYPORE	MED	MPV-83	MPV-81	16	DT AUG	25					0.7							
88	JEYPORE	MED	MPV-83	MPV-82	16	DT AUG	63	0.95	0.4			0.9							
89	JEYPORE	MED	MV-96	MPV-76	25	DT AUG	63					0.4							
90	JEYPORE	MED	MV-79	SIVA TEMPLE	63	DT AUG	100						0.8						
91	JEYPORE	MED	UNDRUKONDA	UNDRUKONDA CHOKW	63	DT AUG	100						0.8						
92	JEYPORE	MED	PODIA TOWN	BLOCK COLONY	63	DT AUG	100						0.8						
93	JEYPORE	MED	MOTU	MPV-57	16	DT AUG	25					0.8							
94	JEYPORE	MED	MV-55	MV-54	16	DT AUG	63					0.8							
95	JEYPORE	MED	Sadashivpur	MV-38	16	DT AUG	25	0.5					0.8						
96	JEYPORE	MED	Ayappa	MV-34 Village	16	DT AUG	25	0.1				0.8							
97	JEYPORE	MED	Sadashivpur	MV-36	16	DT AUG	25						0.5						
98	JEYPORE	MED	Ayappa	MV-33	16	DT AUG	25	0.1				0.8							
99	JEYPORE	MED	Korukonda	Tekguda	16	DT AUG	25	0.1				0.8							

Location Sl. No. 29

LOCATION OF DT AUGMENTATION/NEW DT FOR VOLTAGE PROFILE IMPROVEMENT

Sr. NO	NAME OF CIRCLE	NAME OF DIVISION	11KV NAME	DSS NAME	EXISTING DTR RATING (KVA)	DT AUG/ NEW DT	RATING OF PROPOSED DSS IN KVA	11 KV PHASE CONVERSION (KM)	11KV NEW LINE FOR NEW DT (CKM)	11 kV XLPE Cable (CKM)	11kV New Line with covered conductor for New DT (CKM)	AUGMENTATION SIZE (35) SQMM	AUGMENTATION SIZE (50) SQMM	AUGMENTATION SIZE (95) SQMM	AUGMENTATION SIZE (150) SQMM	NEW LT SIZE (35) SQMM	NEW LT SIZE (50) SQMM	NEW LT SIZE (95) SQMM	NEW LT SIZE (150) SQMM
100	JEYPORE	MED	Micro (Balimela)	MV-109	25	DT AUG	63	0.2					0.5						
101	JEYPORE	MED	Old Korukonda	MV-122	16	DT AUG	25	0.1					0.8						
102	JEYPORE	MED	Khemaguru	Khemaguru	25	DT AUG	63	0.5					0.5						
103	JEYPORE	MED	Pangam	Pangam	63	DT AUG	100							0.5					
104	JEYPORE	KED	Litiguda	Ambatota Sahi near Mathalput GP Office	63	NEW DT	63		0.4				0.5				0.2		
105	JEYPORE	KED	PUKALI	PUKALI Road Side	63	NEW DT	63		0.4				0.4				0.3		
106	CITY	BED-III	Balipada	Dakhinapur	63	NEW DT	100		0.2								0.5		
107	CITY	BED-III	Auto Nagar	SRIKHETRA BIHAR	100	NEW DT	100		1				0.8				0.5		
108	CITY	BED-III	Anantei	Uparakumbhajhari	16	DT AUG	25		0.1							0.2			
109	CITY	BED-III	NIMAKHANDI	KONARK NAGAR,G JAGANATH	250	NEW DT	250		0.3									0.8	
110	CITY	BED-III	Nimakhandi	ISHANESWARI BIHAR	16	DT AUG	100										0.5		
111	CITY	BED-III	BHAIRABI	HARADANGA	100	NEW DT	63		0.1								0.5		
112	CITY	BED-III	Golanthara	Jagapur Soubhagya	63	NEW DT	100		0.5								0.5		
113	CITY	BED-III	Sorola	Sorola Bus stand	100	NEW DT	25		0.3						0.5		0.5		
114	ASKA	AED-II	GUDIAPALLI	ST XAVIER HIGH SCHOOL	10	New DT	63		0.3								0.3		
115	BERHAMPUR	GNED	SYAMASUNDARPUR	KAMALAPADAR	100	DT AUG	250							0.5				0.3	
116	BERHAMPUR	GNED	SYAMASUNDARPUR	KENDUBADI	100	DT AUG	250							0.5				0.3	
117	BERHAMPUR	GNED	DRDA	RAM LAXMI NAGAR	250	NEW DT	100		0.4									0.7	
118	BERHAMPUR	GNED	LOWER BUS STAND	DEVI NAGAR NEAR BAGHRAD	250	NEW DT	100		0.4					0.5				0.5	
119	BERHAMPUR	GNED	CHATRAPUR RURAL	PURNAPATNA VILLAGE	100	DT AUG	250							0.5				0.4	
120	BERHAMPUR	GNED	CHATRAPUR RURAL	ALIABAD MAIN ROAD 2	100	DT AUG	250							0.5				0.4	
121	BERHAMPUR	GNED	CHATRAPUR RURAL	KARAPADA BAZAR STREET	100	DT AUG	250							0.5				0.4	
122	BERHAMPUR	GNED	CHATRAPUR RURAL	CHIKALKHANDI NEW STRITE	100	DT AUG	250							0.5				0.4	
123	CITY	BED-II	Old Berhampur	LN Street 3rd Lane	250	DT AUG	500			0.3								0.6	
124	CITY	BED-II	Old Berhampur	Sukunda Chhaka	100	DT AUG	250							0.8				0.7	
125	CITY	BED-II	Old Berhampur	LN Street 12th Lane	100	DT AUG	250			0.3								0.6	
126	CITY	BED-II	CITY HOSPITAL	JAGANNATH VIHAR 3RD	250	DT AUG	500							0.4					
127	CITY	BED-II	CITY HOSPITAL	GANAPATI NAGAR 3RD LANE	250	DT AUG	500											0.7	
128	CITY	BED-II	CITY HOSPITAL	GAYATRI VIHAR	100	DT AUG	250											0.4	
129	CITY	BED-II	SRIRAM NAGAR	TRIVENI NAGAR	100	DT AUG	500											0.8	
130	CITY	BED-II	CITY HOSPITAL	PITCHIPITCHA NAGAR & SAHU COLONY	4X16	DT AUG	250		0.3									0.5	
131	ASKA	AED-1	COLLEGE SQUARE	MANTAPODA VILLAGE 3	63	NEW DT	63		0.5								0.5		
132	BHANJANAGAR	BNED	GOUDAGOTHA	S PIPALAPANKA VILLAGE	16	DT AUG	25	0.95				0.2				0.12			

Location Sl. No. 29

LOCATION OF DT AUGMENTATION/NEW DT FOR VOLTAGE PROFILE IMPROVEMENT

Sr. NO	NAME OF CIRCLE	NAME OF DIVISION	11KV NAME	DSS NAME	EXISTING DTR RATING (KVA)	DT AUG/ NEW DT	RATING OF PROPOSED DSS IN KVA	11 KV PHASE CONVERSION (KM)	11KV NEW LINE FOR NEW DT (CKM)	11 kV XLPE Cable (CKM)	11kV New Line with covered conductor for New DT (CKM)	AUGMENTATION SIZE (35) SQMM	AUGMENTATION SIZE (50) SQMM	AUGMENTATION SIZE (95) SQMM	AUGMENTATION SIZE (150) SQMM	NEW LT SIZE (35) SQMM	NEW LT SIZE (50) SQMM	NEW LT SIZE (95) SQMM	NEW LT SIZE (150) SQMM
133	BHANJANAGAR	BNED	DURGAPRASAD	MUJAGADA PANCHAYAT	500	NEW DT	100		0.8								0.4		
134	BERHAMPUR	GNED	SYAMASUNDARPUR	BALUKESWARPUR BRAMHANA STREET	100	DT AUG	250							0.8				0.3	
135	JEYPORE	KED	COFFEE BOARD	1ST IRBN	16	DT AUG	63		0.4	1							0.3		
136	JEYPORE	NED	DEOBANDH	SANDHIMUNDA SEJ71F01DT191	16	DT AUG	25		0.4				0.75						
137	BHANJANAGAR	PED	DUTIAPADA	RAIKHOLA 15525333 (HT N2103-1/1316)	16	DT AUG	25					0.3							
138	BHANJANAGAR	PED	KHAJURIPADA TOWN	DANGI SAHI (HTN2103-3/134)	25	DT AUG	100							0.6					
139	BHANJANAGAR	PED	CHURCH	KANDHASAHI NEAR ANGANWADI (METER NO - 0623 TD0961221)	63	DT AUG	100						0.2						
140	BHANJANAGAR	PED	G UDAYAGIRI TOWN 2	BANK COLONY (DT NO -18806010)	16	DT AUG	25	0.1					0.6						
141	BHANJANAGAR	PED	ADENIGADA	RANIPATHAR -2 (HTN2103-7/286)	16	DT AUG	25					0.1							
142	BHANJANAGAR	PED	RUKANBADI	BADIPADAR (SEN30-F03-DT016)	16	DT AUG	25	0.2				0.8							
143	BHANJANAGAR	PED	RUKANBADI	KUTUBADI (SEN30-F03-DT067)	16	DT AUG	25	0.2				0.7							
144	BHANJANAGAR	PED	RUKANBADI	SARINGIRIPI (SEN30-F02-DT002)	16	DT AUG	25	0.2					0.8						
145	RAYAGADA	PKED	JHAMI	BADA TULSI PADO	16	DT AUG	63	0.4					0.25						
146	RAYAGADA	PKED	SAMBALPUR	RUBUDISING	10	DT AUG	25		0.5								0.5		
147	BERHAMPUR	PSED	BHATAKUMARADA	BAIDHARA	16	DT AUG	63		0.8								0.4		
148	BERHAMPUR	PSED	SOLAGHARA	SOLAGHARA VILLAGE ROAD	3*16+2*25	NEW DT	100		0.2								0.35		
149	RAYAGADA	RED	PENTA	GETIPADA	16	DT AUG	63	0.2									0.2		
150	BERHAMPUR	GNED	MILL	VS COLONY	5x16	DT AUG	100		0.5									0.8	
151	ASKA	GSED	Bahanpatti	RADHAMOHANPUR-01	250	NEW DT	63		0.1								0.4		
152	ASKA	GSED	Dumula	Chakipada	16	DT AUG	63	0.15									0.5		
153	JEYPORE	NED	Town No-I	Jamal Colony	500	NEW DT	100		0.4	0.25			0.5					0.55	
154	JEYPORE	NED	Jharigam Town	Ektaguda	16	DT AUG	25		0.2				0.35				0.3		
155	JEYPORE	NED	CHUTIAGUDA	GABARALGUDA	100	NEW DT	250		0.3					0.4				0.6	
156	JEYPORE	NED	Town No-I	JAMAL COLONY 1	100	NEW DT	250		0.4	0.2				0.3				0.5	
157	JEYPORE	NED	SIRSI	MUNDAGUDA 2	100	NEW DT	100		0.3				0.3					0.5	
158	JEYPORE	NED	MENDABEDA	DAYASAGAR	16	DT AUG	63		0.2				0.3				0.2		
159	JEYPORE	NED	JATABAHAL	MANIGAON HARIJAN SAHI	25	DT AUG	63		0.2				0.3				0.23		
160	JEYPORE	NED	B.MALIGUDA	BADA DAHI BHATA 1	25	NEW DT	63		0.2				0.3				0.5		
161	JEYPORE	NED	DIGI SALPA	KANAIMUNDA	16	DT AUG	63		0.2				0.3				0.2		
162	JEYPORE	NED	DEOBANDH	Phataki1	16	DT AUG	25		0.15			0.25					0.4		
163	JEYPORE	NED	BADAAMBADA	SARALDHANUA2	16	DT AUG	63	0.15					0.3				0.5		
164	JEYPORE	NED	ANCHALGUMA	BHARAMAJHIGUDA	16	DT AUG	63	0.1					0.3				0.5		
165	JEYPORE	NED	GUMUDA(DABUGAON)	KERANDI 1	16	DT AUG	63		0.3				0.3				0.5		

Location Sl. No. 29

LOCATION OF DT AUGMENTATION/NEW DT FOR VOLTAGE PROFILE IMPROVEMENT

Sr. NO	NAME OF CIRCLE	NAME OF DIVISION	11KV NAME	DSS NAME	EXISTING DTR RATING (KVA)	DT AUG/ NEW DT	RATING OF PROPOSED DSS IN KVA	11 KV PHASE CONVERSION (KM)	11KV NEW LINE FOR NEW DT (CKM)	11 kV XLPE Cable (CKM)	11kV New Line with covered conductor for New DT (CKM)	AUGMENTATION SIZE (35) SQMM	AUGMENTATION SIZE (50) SQMM	AUGMENTATION SIZE (95) SQMM	AUGMENTATION SIZE (150) SQMM	NEW LT SIZE (35) SQMM	NEW LT SIZE (50) SQMM	NEW LT SIZE (95) SQMM	NEW LT SIZE (150) SQMM
166	JEYPORE	NED	B MALIGUDA	DALEIGUDA 1	16	DT AUG	63		0.25				0.3				0.5		
167	JEYPORE	NED	B MALIGUDA	Turunjiaguda	16	DT AUG	63		0.25				0.3				0.5		
168	JEYPORE	NED	KACHARAPADA	CHHELIDONGRI 2	16	DT AUG	63						0.3				0.5		
169	JEYPORE	NED	HATABARANDI	DUNGIADIHI 14	16	DT AUG	63		0.2				0.3				0.5		
170	JEYPORE	NED	HATABARANDI	KUNDEI 4	16	DT AUG	25					0.25				0.4			
171	JEYPORE	NED	GONA	Bagbera 7	16	DT AUG	63		0.3				0.3				0.5		
172	JEYPORE	NED	TEMERA	TEMRA 9	16	DT AUG	63		0.3				0.3				0.5		
173	JEYPORE	NED	KENDUGUDA	SANADAIBHATA CHRITIAN SAHI	16	DT AUG	63						0.3				0.5		
174	JEYPORE	NED	SIRSI	SARAGUDA 2	16	DT AUG	63		0.3				0.3				0.5		
175	JEYPORE	NED	PATRAPUR	DADIA SAHI VILLAGE	16	DT AUG	63		0.2				0.3				0.5		
176	JEYPORE	NED	NANDAHANDI	Nishanhandi Village 1	16	DT AUG	63		0.3				0.3				0.5		
177	JEYPORE	NED	R.BERAGUDA	CHURAHANDI10	16	DT AUG	63		0.3				0.3				0.5		
178	JEYPORE	NED	Mohond	MOHONDA DNK	16	DT AUG	63		0.3				0.3				0.5		
179	JEYPORE	NED	Jagannathpur	Jhadabandhguda3	63	DT AUG	63		0.3				0.3				0.5		
180	JEYPORE	NED	R.BERAGUDA	R BEHERAGUDA	63	DT AUG	63		0.2				0.2				0.4		
181	JEYPORE	NED	Dabugam Town	HATAPADA	63	DT AUG	100						0.35						
182	BERHAMPUR	PSED	Kodala	hajastreet	500	NEW DT	250		0.1									0.8	
183	BERHAMPUR	PSED	angaragapon new	salabana	100	NEW DT	100		1.5								0.7		
184	CITY	BED-I	Ambapua	Kalinga nager 1st line	100	DT AUG	250											1.5	
185	ASKA	AED-I	SHERAGADA	KORNALI 1	100	DT AUG	250											0.5	
186	JEYPORE	MED	Balimela Town	Gadwaguda Near Indoor Stadium	16	DT AUG	25	0.1				0.3							
187	JEYPORE	NED	DNK	SANTOSHINAGAR	100	DT AUG	250							0.3				0.6	
188	ASKA	AED-II	PAIKAJAMUNA	SUNAPALLI ROAD SIDE	100	DT AUG	250	0	0	0			0	0.4	0	0		0	0
189	BERHAMPUR	PSED	Balichai	Karanjara	63	NEW DT	100		0.1								0.5		
190	JEYPORE	JED	KOLAGUDA	DUBULI	100	NEW DT	63		0.15								0.04		
191	CITY	BED-II	Old Berhampur	Shanti Nagar	500	NEW DT	500		0.5									1	
192	JEYPORE	NED	VIP COLONY	VIP COLONY 1	250	NEW DT	250		0.4					0.6				0.5	

Location Sl. No. 30

LOCATION OF DT AUGMENTATION/NEW DT FOR VOLTAGE PROFILE IMPROVEMENT

SL. NO.	Activity (LT Augmentation / New LT)	Circle	Division	Subdivision	Section	11KV FEEDER	Name of DSS	RATING IN kVA	Name of LT ABC feeder	Existing size of AB Cable (Sqmm)	Location From	Location To	No. of new LT circuits proposed to be created/Augmented	Proposed AB Cable Size (Sqmm)	Proposed Ckt. Km
1	New LT	BERHAMPUR	PSED	Kodala	Kodala	Mathasarsingi	Kalimeghi	250	DSS to main road	50	Dss	Bada street	1	95	0.50
2	New LT	BRAHAMPUR	PSED	PSPUR	Purshottampur	TOWN	POLICE STATION	500	RK STREET	1X35	DP	RADHA KRUSHNA STREET	2	95	0.40
3	LT Augmentation	BRAHAMPUR	PSED	PSPUR	Purshottampur	TOWN	PANDIA	315	ODIA SAHI	50	DP	BRAMHEN STREET	2	95	1.00
4	LT Augmentation	BERHAMPUR	PSED	Purusottampur	Taratarini	TT In	Jamuni Chaka	100	Jamuni chaka Poloting Line both side	35	Dss	Main Road to Ploting End	1	50	0.50
5	LT Augmentation	BERHAMPUR	PSED	Purusottampur	Taratarini	Bhatakumarada	Sbi 250KVA	250	Omm Shanti Nagar , Rushikulya Nagar	35	Dss	Mainroad Bhatakumarada to Ommshati nagara	1	95	0.70
6	LT Augmentation	BERHAMPUR	PSED	Purusottampur	Taratarini	Bhatakumarada	Chandi Sahi 100kVa	100	Chandi Sahi	50	DP	Sahi end	1	95	0.50
7	LT Augmentation	BERHAMPUR	PSED	KODALA	BEGUNIAPADA	OLD ANGARAGAON	K.BARIDA	315	K.BARIDA	50	DSS	SHIV TEMPLE	2	95	1.50
8	LT Augmentation	BERHAMPUR	PSED	KODALA	BEGUNIAPADA	0LD ANGARAGAON	P.NUAGAON	250	BADA SAHI	50	SUBSTATION	VILAAGE END	1	95	0.60
9	LT Augmentation	BERHAMPUR	PSED	KODALA	BEGUNIAPADA	SUMANDALA	SUMANDALA	250	SUMANDALA	50	SUBSTATION	VILAAGE END	2	95	1.50
10	New LT	City	BED-I	Medical	Medical	Courtpeta	2R Quarter	100	2nd Quarter	50	DSS	3R Quarter	1	95	0.40
11	New LT	City	BED-I	Gopalpur	HEADQUARTER	Tangnapalli	Narendrapur-3	250	Panchayet office	35	DSS	Near Panchayet office chowk	1	95	0.50
12	New LT	CITY	BED-I	GOPALPUR	GOPALPUR	GOPALPUR TOWN	MUTIALAMA	250	DEAPUL SCHOOL	50	COLLEGE JUNCTION	DEAPUL SCHOOL	1	95	0.20
13	LT Augmentation	CITY	BED-I	GOPALPUR	GOPALPUR	BAXIPALI	OLD BOXIPALLI	250	Bada sahi	50	S/S	Bada sahi	2	95	1.00
14	New LT	CITY	BED-I	GOPALPUR	GOPALPUR	HARIPUR	HARIPUR	100	BEHERA SAHI	50	S/S	BEHERA SAHI	1	95	0.40
15	New LT	CITY	BED-I	GOPALPUR	GOPALPUR	HARIPUR	REU KATURU	100	Badasahi	50	S/S	Badasahi	1	95	0.30
16	LT Augmentation	City	BED-I	Medical	Ambapuha	Ambapua	Basanta bihar 4th line	100	Basanta bihar 4th line	55	DSS	Basanta bihar 4th line	1	95	0.50
17	LT Augmentation	City	BED-I	Medical	Ambapuha	Nilanchala nager	Alekha nager	200	Alekha nager	55	DSS	Alekha nager	1	95	0.50
18	LT Augmentation	City	BED-I	Medical	Ambapuha	Ajadhya nager	Ajadhya nager 1st line	100	Ajadhya nager 1st line	55	DSS	Ajadhya nager 1st line	1	95	0.50
19	LT Augmentation	City	BED-I	Medical	Ambapuha	Kali Mandir	Srikrishna Bihar 2nd line	100	Srikrishna Bihar 2nd line	55	DSS	Srikrishna Bihar 2nd line	1	95	0.50
20	LT Augmentation	City	BED-I	Medical	Ambapuha	Kali Mandir	Housing board	500	Nayara petrol pump	55	DSS	Nayara petrol pump	1	95	0.60
21	LT Augmentation	City	BED-I	Medical	Ambapuha	Ajadhya nager	sales tax colony	630	Colony last line	55	DSS	Colony last line	1	150	0.40
22	LT Augmentation	City	BED-I	Medical	Ambapuha	Gajapati nager	Gajapati nager 1st line	100	gajapati nager 1st & 2nd line	55	DSS	gajapati nager 1st & 2nd line	2	95	1.00
23	LT Augmentation	City	BED-I	Medical	Ambapuha	Gajapati nager	Gajapati Basudev 11th line SS	315	Basudev Nager 11th line last & 10th line	55	DSS	Basudev Nager 11th line last & 10th line	1	95	0.50
24	LT Augmentation	City	BED-I	Medical	Ambapuha	Ambapua	Bima nager 3rd line	315	Bima nager 3rd line	55	DSS	Bima nager 3rd line	2	95	1.20
25	LT Augmentation	City	BED-I	Medical	Medical	Courtpeta	Sub collector office	250	Sub collector office	50	dss	open gym, judicial colony	1	95	0.50
26	LT Augmentation	City	BED-I	Medical	Medical	Kamapally	kamapalli bara sahi	500	bara sahi	50	dss	nursial temple road, shiva temple	1	95	0.45
27	LT Augmentation	City	BED-I	Medical	Medical	Siddharth Nagar	laxminursinganagar	500	laxmi nursinga	50	dss	temple	1	95	0.30
28	LT Augmentation	BERHAMPUR	GNED	RAMBHA	GANJAM	PALUR	PRAYAGI	100	PRAYAGI	50	HIGHSCHOOL PRAYAGI	ODRP	1	95	0.80
29	LT Augmentation	BERHAMPUR	GNED	RAMBHA	GANJAM	PALUR	PALURGADA	1X100+1X63	PALURGADA	50	PALURGADA	ARUNPUR SQUARE	1	95	0.70
30	LT Augmentation	BERHAMPUR	GNED	RAMBHA	GANJAM	KHANDADEULI MEDICAL	KHANDADEULI	1X250+1X100	KHANDADEULI YATRAPADIA	50	PANCHAYAT OFFICE	KHANDADEULI MEDICAL	1	95	0.70
31	LT Augmentation	BERHAMPUR	GNED	RAMBHA	GANJAM	GANJAM	MAUSIMAA TEMPLE	100	TRIBENIMATHA SQUARE	35	TRIBENIMATHA SQUARE	THANA SQUARE	1	95	0.50
32	LT Augmentation	BERHAMPUR	GNED	RAMBHA	RAMBHA	HUMA RAMBHA	SUBALAYA	100	SUBALAYA	35	DSS	SUBALAYA	1	95	0.20
33	LT Augmentation	BERHAMPUR	GNED	RAMBHA	RAMBHA	RAMBHA	KALIMUKHI-1	63	KALIMUKHI-1	35	DSS	KALIMUKHI-1	1	50	0.30
34	LT Augmentation	BERHAMPUR	GNED	RAMBHA	RAMBHA	RAMBHA	KALIMUKHI-2	63	KALIMUKHI-2	35	DSS	KALIMUKHI-2	1	50	0.25
35	LT Augmentation	JEYPORE	KED	KORAPUT	KORAPUT-1	KORAPUT NO I	Ramu Garrage to Boynika 14118544	315	Ramu Garrage to Boynika	50	DSS	Tail End	1	95	0.80
36	LT Augmentation	JEYPORE	KED	KORAPUT	KORAPUT-1	KORAPUT NO I	JAGANNATH TEMPLE SQUARE, ID=14117586	250	JAGANNATH TEMPLE SQUARE	50	DSS	Tail End	1	95	0.70
37	LT Augmentation	JEYPORE	KED	KORAPUT	KORAPUT-1	KORAPUT NO I	Sivasingha Chhaka_14116287	250	Sivasingha Chhaka	50	DSS	Tail End	1	95	0.90
38	LT Augmentation	JEYPORE	KED	KORAPUT	KORAPUT-1	KORAPUT NO III	BHANDI SAHI 3_14117842	500	BHANDI SAHI 3	50	DSS	Tail End	1	95	0.75
39	LT Augmentation	JEYPORE	KED	KORAPUT	KORAPUT-1	KORAPUT NO III	Pujariput_14115292 and 8018	250+315	Pujariput	50	DSS	Tail End	1	95	0.90
40	LT Augmentation	JEYPORE	KED	KORAPUT	KORAPUT-1	KORAPUT NO I	Koraput Jail , Trafic Sq , Police Head	100	Koraput Jail , Trafic Sq , Police Head	35	DSS	Tail End	1	50	0.3
41	LT Augmentation	JEYPORE	KED	KORAPUT	KORAPUT-1	KORAPUT NO I	GOUTAM NAGAR 3, ID=14118086	250	GOUTAM NAGAR 3	50	DSS	Tail End	1	95	0.1
42	LT Augmentation	JEYPORE	KED	KORAPUT	KORAPUT-1	COFFEE BOARD	ADITYA NAGAR, ID=12522585	100	ADITYA NAGAR	35	DSS	Tail End	1	50	0.5
43	LT Augmentation	JEYPORE	KED	KORAPUT	KORAPUT-1	KORAPUT NO I	Dhepa Sahi 14116976	100	Dhepa Sahi	35	DSS	Tail End	1	50	0.4
44	LT Augmentation	JEYPORE	KED	KORAPUT	KORAPUT-1	KORAPUT NO 2	ASHOK NAGAR, ID=12521580	100	ASHOK NAGAR	35	DSS	Tail End	1	50	0.1
45	LT Augmentation	JEYPORE	KED	SUNABEDA	SIMILIGUDA	PUNGAR	RRNGAROAD	25	RRNGAROAD	35	DSS	Tail End	1	50	0.2
46	LT Augmentation	Jeypore	MED	Balimela	Mathili	Mathili Town	Mathili Market	500	Sagar Sahi and Market Line	50	DSS	Sagar Sahi and Market Line	2	95	1
47	LT Augmentation	Jeypore	MED	Balimela	Mathili	Salim	Dalpatiguda	63	Dalpatiguda	25	DSS	Dalpatiguda	1	50	0.6
48	LT Augmentation	Jeypore	MED	Balimela	Balimela	Sadashivpur	MV-38	63	MV-38	25	Village Middle	Village End	1	50	0.7
49	LT Augmentation	Jeypore	MED	Balimela	Balimela	Korukonda	Near Wine Shop	100	MAIN ROAD	35	DSS	Hanuman Mandir	1	50	0.7
50	LT Augmentation	Jeypore	MED	Balimela	Balimela	Chitrakonda	Punjabi Chowk	250	Market Line	50	DSS	Market	1	95	0.8
51	LT Augmentation	Jeypore	MED	Balimela	Balimela	Chitrakonda	Chitrakonda Market	500	Church Line and OCC	50	DSS	Market	2	95	0.9
52	LT Augmentation	Jeypore	MED	Malkangiri	KALIMELA	MV-96	MV-96	25	village	25	DSS	VILLAGE END	1	35	0.7
53	LT Augmentation	Jeypore	MED	Malkangiri	Malkangiri	MICRO	MV 42	100	MV 42	35	MV 42 VILLAGE	MV 42 VILLAGE END	1	95	0.6
54	LT Augmentation	Jeypore	MED	Malkangiri	Malkangiri	Malkangiri Town	Bus Stand	500	Bus Stand	50	Bus Stand DTR	JAYPAL PETROL PUMP	2	95	0.8
55	NEW LT	Jeypore	MED	MALKANGIRI	MALKANGIRI	Malkangiri Town	UCOBANK	100	PATRAGUDA	35	UCO BAND DSS	PATRAGUDA COLONY	1	50	0.3
56	New LT	Jeypore	NED	Umerkote	Umerkote	U.Town	RAM MANDIR	500	Ram Mandir	95	DTR	RHYMING BIRD SCHOOL	1	95	0.3
57	New LT	Jeypore	NED	Umerkote	Umerkote	U.Town	KALYAN MANDAP	315	Kalyan Mandap	95	DTR	JENA STREET	1	95	0.8
58	New LT	Jeypore	NED	Umerkote	Umerkote	U.Town	JAIN MILL 2	315	Jain Mill	95	DTR	OLD BANK ROAD	1	95	0.3
59	New LT	Jeypore	NED	Umerkote	Umerkote	DNK	DNK TRENDS CLOTHING STORE	250	Dnk Trends Clothing Store	95	DTR	PAL HOTEL	1	95	0.5
60	New LT	Jeypore	NED	Umerkote	Umerkote	U.Town	TIKARSAHI	315	Tikarsahi	95	DTR	MASJID	1	95	0.3
61	New LT	Jeypore	NED	Umerkote	Umerkote	DNK	SISU MANDIR	315	Sisu Mandir	95	DTR	JUMPUTDI SAHI	1	95	0.4
62	New LT	Jeypore	NED	Umerkote	Umerkote	U.Town	UV 7	100	Uv	50	DTR	PANI TANKI	1	50	0.3
63	New LT	Jeypore	NED	Nabarangpur	Nabarangpur	VIP COLONY	VIP COLONY 1	250	Vip Colony	50	DTR	Near Park	1	95	0.4
64	New LT	Jeypore	NED	Nabarangpur	Nabarangpur	NABRANGPUR TOWN-2	MIRGANGUDA NEAR WATER TANK	250	Mirganguda Near Water Tank	50	DTR		1	95	0.4
65	New LT	Jeypore	NED	Nabarangpur	Nabarangpur	PODALGUDA	ROCKYSAAN FRONT	250	Rockysaan Front	50	DTR	Back Side of Hotel	1	95	0.2
66	New LT	Jeypore	NED	Nabarangpur	Nabarangpur	NABRANGPUR TOWN-1	CHINA MARKET	500	China Market	50	DTR	Vishal Mega Mart	1	95	0.5
67	New LT	Jeypore	NED	Nabarangpur	Nabarangpur	NABRANGPUR TOWN-2	DISTRICT HQ HOSPITAL 2	315	District Hq Hospital	50	DTR	Hospital Quarter	1	95	0.4
68	New LT	Jeypore	NED	Nabarangpur	Nabarangpur	NABRANGPUR TOWN-1	JAMAL COLONY 1	500	Jamal Colony	50	DTR	Jamal Colony	1	95	0.3
69	New LT	Jeypore	NED	Nabarangpur	Nabarangpur	NABRANGPUR TOWN-2	JAIL 4	250	Jail	50	DTR	Near Satsangh Vihar	1	95	0.2
70	New LT	Jeypore	NED	Nabarangpur	Nabarangpur	CHUTAIGUDA	SAHIL HOTEL	100	SAHIL HOTEL	50	DTR	Back Side of Hotel	1	95	0.5
71	New LT	Jeypore	NED	Nabarangpur	Nabarangpur	PODALGUDA	MAJHIGUDA NEAR MLA RESIDENCY	100	Majhiguda Near Mla Residency	50	DTR	Near MLA Residency	1	50	0.3
72	New LT	Jeypore	NED	Nabarangpur	Nabarangpur	NABRANGPUR TOWN-2	SADASHIV PARK	250	Sadashiv Park	50	DTR	Patra Electronics	1	95	0.4
73	New LT	Jeypore	NED	Nabarangpur	Nabarangpur	PODALGUDA	COLLECTOR OFFICE 2	100	Collector Office	35	DTR	Podalguda	1	50	0.4
74	New LT	Jeypore	NED	Nabarangpur	Nabarangpur	NABRANGPUR TOWN-2	BUS STAND	250	Bus Stand	50	DTR	Near Hotel Malyabant	1	95	0.4
75	New LT	CITY	BED-III	SSD-4	LATHI	Lathi	Baghalati	25	ckt 1	55	DSS	Tala sahi	1	50	0.4
76	New LT	CITY	BED-III	SSD-4	LATHI	Lathi	Madanmohanpur	63	ckt 1	55	DSS	End of main road	1	50	0.4
77	New LT	CITY	BED-III	SSD-4	LATHI	Mahuda	Mahuda	250	ckt 1	55	Dss	Mahuda Majhi Sahi	1	95	0.5
78	New LT	CITY	BED-III	SSD-4	LUCHAPADA	LUCHAPADA	NARAYAN NAGAR	100	NARAYAN NAGAR	55	NARAYAN NAGAR	SAI BIHAR	1	95	0.5
79	New LT	CITY	BED-III	SSD-4	LUCHAPADA	LUCHAPADA	PARIBAMARKET	250	LOCHAPADA MAIN ROAD	95	DHOBANALA	HANUMAN MANDIR	1	95	0.5
80	New LT	CITY	BED-III	SSD-4	LUCHAPADA	LUCHAPADA	AMARTYA NAGAR	63	AMARTYA NAGAR	55	AMARTYA NAGAR STARTING	ENDING	1	50	0.5
81	New LT	CITY	BED-III	SSD-4	LUCHAPADA	LUCHAPADA	SAKTI NAGAR 1ST LINE	500	SAKTI NAGAR 1.2.3 LANE	95	SAKTI NAGAR DSS	SAKTI NAGAR 1,2,3	1	95	0.5
82	New LT	CITY	BED-III	SSD-4	LUCHAPADA	LUCHAPADA	ADISAKTI MANDI	250	ADISAKTI MANDIR	55	DSS	ANUSWAYA BIHAR 6 7 8	1	95	0.5
83	New LT	CITY	BED-III	SSD-4	LUCHAPADA	LUCHAPADA	KALUA NAGAR	100	KALUA NAGAR 6TH LANE	55	DSS	KALUA NAGAR 6,7,8,	1	95	0.5

Location Sl. No. 30

LOCATION OF DT AUGMENTATION/NEW DT FOR VOLTAGE PROFILE IMPROVEMENT

SL. NO.	Activity (LT Augmentation / New LT)	Circle	Division	Subdivision	Section	11KV FEEDER	Name of DSS	RATING IN kVA	Name of LT ABC feeder	Existing size of AB Cable (Sqmm)	Location From	Location To	No. of new LT circuits proposed to be created/Augmented	Proposed AB Cable Size (Sqmm)	Proposed Ckt. Km
84	New LT	CITY	BED-III	SSD-4	LUCHAPADA	LUCHAPADA	BASUDEV NAGR	250	BASUDEV NAGR VILLAGE	55	DSS	BASUDEV NAGR VILLAGE	1	95	0.5
85	New LT	CITY	BED-III	SSD-4	LUCHAPADA	NIMAKHANDI	BDA PARK	100	GOVINDABIHAR	55	DSS	GOVINDA BIHAR EXTN 6	1	95	0.5
86	LT Augmentation	City	BED-III	SSD-4	Kukudakhandi	Ankushpur	Nuasahi	100	ckt 1	55	Nuasahi	End of Nuasahi	2	95	1.4
87	LT Augmentation	City	BED-III	SSD-4	Kukudakhandi	Ankushpur	Sasanpadar	100	ckt 1	55	Sasanpadar DTR	Sasanpadar Sahi	2	95	1.5
88	LT Augmentation	City	BED-III	SSD-4	Lathi	Lathi	Padma Nagar	250	ckt 1	50	Sishu mandir	Lane-4	1	95	1
89	LT Augmentation	CITY	BED-III	SSD-4	LUCHAPADA	LOCHAPADA	PARIBA MARKET	250	RUSIKULYA NAGAR	55	HANUMAN MANDIR	RUSIKULYA NAGAR	1	95	1
90	LT Augmentation	CITY	BED-III	SSD-4	LUCHAPADA	GURUNTHI	SR PUR	63	SR PUR VILLAGE	55	DSS	SR PUR VILLAGE	1	50	1
91	LT Augmentation	CITY	BED-III	SSD-4	LUCHAPADA	GURUNTHI	MARTHAPALI	100	MARTHAPALI VILLAGE	55	MARTHAPALI	MARTHAPALI VILLAGE	1	95	1

Location Sl. No. 31

LOCATION OF ADDITIONAL LT FEEDER

SL.NO.	NAME OF CIRCLE	NAME OF DIVISION	NAME OF SUB-DIVISION	NAME OF SECTION	NAME OF 11KV FEEDER	NAME OF DSS	RATING IN kVA	NAME OF LT ABC FEEDER	EXISTING SIZE OF AB CABLE (SQ MM)	NO. OF LT CIRCUIT PROPOSED TO BE AUGMENTED	PROPOSED AB CABLE SIZE (SQ MM)	PROPOSED LENGTH (KM)
1	ASKA	AED I	NUAGAM	Nuagam-II	Shergada	Kalasandhapur	250+100	Kalasandhapur	50	1	95	0.30
2	ASKA	AED I	NUAGAM	Nuagam-II	Shergada	Gau sala	25	Gau sala	35	1	35	0.30
3	ASKA	AED I	NUAGAM	NUAGAM I	BHETANAI	BADAKHOLI GOUDASTREET	100	BADAKHOLI GOUDASTREET	50	1	50	0.50
4	ASKA	AED I	NUAGAM	NUAGAM I	BHETANAI	BADAKHOLI	250	BADAKHOLI	50	1	95	0.50
5	Aska	AED-II	KS Nagar	KS Nagar	KS Nagar Town	TV Centre	250	Sanskrit College	50	1	95	0.50
6	Aska	AED-II	KS Nagar	Budhamba	Athagada	Patharapalli	100	Patharapalli	50	1	50	0.20
7	Aska	AED-II	KS Nagar	Budhamba	Gudiapalli	Gudiapalli	100	Gudiapalli	50	1	50	0.10
8	ASKA	AED-II	BUGUDA	BUGUDA	BUGUDA TOWN	JUDHISTIR NAGAR	100	JUDHISTIR NAGAR	50	1	50	0.30
9	ASKA	AED-II	BUGUDA	BUGUDA	MOTABADI	TALASAKAR	100	TALASAKAR	35	1	50	0.35
10	BERHAMPUR	PSED	PURUSHOTTAMPUR	Kodala	kodala	dandeswar	500	Kharda street	95	1	95	0.50
11	BERHAMPUR	PSED	PURUSHOTTAMPUR	Kodala	kodala	Kalyanimandap	500	kumuti street	95	1	95	0.50
12	BHANJANAGAR	BNED	BHANJANAGAR2	KANTEIPALLY	NETTENGA	BENIPALLY	100	BENIPALLY	50	1	50	0.30
13	BHANJANAGAR	BNED	BHANJANAGAR6	KANTEIPALLY	NETTENGA	JAYANTIGADA	100	JAYANTIGADA	50	1	50	0.30
14	BHANJANAGAR	BNED	BHANJANAGAR 1	BHEJIPUT	TOWN	315 KVA PATRO COLONY	315	315 KVA PATRO COLONY	50	1	95	0.40
15	BHANJANAGAR	BNED	BHANJANAGAR 1	BHEJIPUT	GAMUNDI	500 KVA BAGDEVIROAD	500	500 KVA BAGDEVIROAD	95	1	95	0.35
16	BHANJANAGAR	BNED	BHANJANAGAR 1	BHEJIPUT	AMUNDI100 KVA BELLUGANT	BELLUGANTA ROAD 100 KVA	100	BELLUGANTA ROAD 100 KVA	50	1	95	0.40
17	BHANJANAGAR	BNED	BHANJANAGAR 2	ESO-II	DURGAPRASAD	Mujagada	100	Mujagada	50	1	50	0.50
18	BHANJANAGAR	BNED	Bellaguntha	JNPrasad	Pattadhar	Aladi	250	Aladi	50	1	95	0.50
19	BHANJANAGAR	BNED	Bellaguntha	JNPrasad	Gandadhar	Chamunda	250	Chamunda	50	1	95	0.40
20	BHANJANAGAR	BNED	Bellaguntha	BELLAGUNTHA	MANGALAPUR	JILIBA	63	JILIBA	50	1	50	0.45
21	BHANJNAGAR	BOED	BOUDH	BOUDH	BOUDH TOWN 2	MEDICAL COLONY	250	SEN17-F05-DT064	35	1	95	0.30
22	BHANJNAGAR	BOED	BOUDH	BOUDH	BOUDH TOWN 2	JEROKHANDI 1	100	SEN17-F05-DT017	35	1	95	0.40
23	BHANJNAGAR	BOED	BOUDH	BOUDH	BOUDH TOWN 2	DANI SAHI 2	250	SEN17-F05-DT012	35	1	95	0.30
24	BHANJNAGAR	BOED	BOUDH	BOUDH	BAMANDA	JAGATSINGHPUR	63	SEN17-F05-DT005	35	1	50	0.20
25	City	BED-I	GOPALPUR	Gopalpur	Boxipalli	Boxipalli	100	New Boxipalli	50	3	95	0.90
26	City	BED-I	GOPALPUR	Gopalpur	Gopalpur	Police Station-I	250	Post Office	50	3	95	0.90
27	City	BED-I	GOPALPUR	GOPALPUR	GOPALPIUR TOWN	REU STREET	500	REO STREET	95	1	95	0.50
28	City	BED-I	Gopalpur	Head Quarter	Raghunathpur	Sidhunagar	100	sidhunagar	50	1	95	0.50
29	City	BED-I	Industrial	Lanjipalli	Hillpatana	Gopabandhunagara	500	gopabandhunagara	95	1	95	0.50
30	City	BED-I	Industrial	Lanjipalli	Chandimandira	jailroad	500	Jailroad	50	1	95	0.60
31	City	BED-II	SSD III	Gandhinagar	Gandhinagar1	Siva Shakti Sqr	500	Premnagar Main Road	50	1	95	0.50
32	City	BED-II	SSD III	Gandhinagar	Housing Board	Stage-I/1	500	Stage-I, Prusty Colony	50	2	95	0.70
33	City	BED-II	SSD III	Gandhinagar	Gandhinagar2	Purnabasi Colony	500	Spectrum Colony	95	1	95	0.60
34	City	BED-II	SSD III	Gandhinagar	Gandhinagar2	Gandhinagar 7th Lane	500	Gandhinagar 7th lane & 8th lane	95/35	1	95	0.60
35	City	BED-II	SSD III	Gandhinagar	Gandhinagar2	Gandhinagar 11th lane	250	Gandhinagar 10th lane & 11th lane	95/35	1	95	0.50
36	CITY	BED-II	SSD-III	GOSANINUAGAM	OMMVIHAR	OMMVIHAR	250	OMMVIHAR	95/35	1	95	0.40
37	CITY	BED-II	SSD-III	GOSANINUAGAM	GUNDICHA	ADDITIONAL	315	DEEPA SAHI	50	1	95	0.30
38	CITY	BED-II	SSD-1	GATE BAZAR	UB ROAD	RED CROSS	500	ONEWAY TRAFFIC	95	1	95	0.40
39	CITY	BED-II	SSD-2	OLD Berhampur	OLD Berhampur	Katha Mentu	500	Jaganatha Temple Road	50	2	95	0.70
40	CITY	BED-II	SSD-3	OLD Berhampur	Sriram nagar	Agasahi	500	Sana Bazar Road	50	1	95	0.40
41	CITY	BED-II	SSD-4	OLD Berhampur	Gandhinagar1	SanaBazar	500	Kamalabarisahi	50	1	95	0.50
42	CITY	BED-III	SDO-IV	LUCHAPADA	LUCHAPADA	PARIBAMARKET	250	LOCHAPADA MAIN ROAD	95	1	95	0.50
43	CITY	BED-III	SDO-IV	LUCHAPADA	LUCHAPADA	KALI MANDIR	500	BISWAKARMA SAHI AND MAIN ROAD	95+55	2	95	0.70
44	CITY	BED-III	SDO-IV	LUCHAPADA	NIMAKHANDI	G.JAGANATH PUR	500	G.JAGANATH PUR	95+55	1	95	0.50
45	CITY	BED-III	SDO-IV	LUCHAPADA	LUCHAPADA	SAKTI NAGAR 1ST LINE	500	SAKTI NAGAR 1.2.3 LANE	95	1	95	0.50
46	CITY	BED-III	SDO-IV	LUCHAPADA	LUCHAPADA	BASUDEV NAGR	250	BASUDEV NAGR VILLAGE	50	1	95	0.50
47	CITY	BED-III	SDO-IV	LUCHAPADA	NIMAKHANDI	RUBY EYE HOSPITAL	500	GOVINDABIHAR	95	2	95	0.70
48	CITY	BED-III	SDO-IV	LUCHAPADA	NIMAKHANDI	NIMAKHANDI VILLAGE	100	NIMAKHANDI VILLAGE	50	1	95	0.50
49	Jeypore	JED	JESD No I	JEYPORE 3	JEYPORE NO 2	OLD SADAR THANA	500	KONDRA SAHI CHAK	95	1	95	0.50
50	Jeypore	JED	JESD No I	JEYPORE 3	GANDHI CHAK	MILL STREET	500	MG ROAD	95,55	1	95	0.30
51	Jeypore	JED	JESD No II	JEYPORE 1	LINGARAJ NAGAR	INCOME TAX BACK	250	LINGARAJ NAGAR	95,55	1	95	0.30
52	Jeypore	JED	JESD No II	JEYPORE 1	LINGARAJ NAGAR	IRRIGATION COLONY	500	IRRIGATION COLONY	95	1	95	0.40
53	Jeypore	JED	JESD No I	JEYPORE 3	JEYPORE NO1	LAKHMI	500	RANI MANDIR SAHI	95	1	95	0.05
54	Jeypore	JED	JESD No I	JEYPORE 3	JEYPORE NO1	LAXMI NAGAR	500	ckt 1	95	1	95	0.50
55	Jeypore	JED	JESD No I	JEYPORE 3	JEYPORE NO1	BALIPETA	500	ckt 1	95	2	95	0.70
56	Jeypore	JED	JESD No II	JEYPORE 1	JYP TOWN	BANGALABADA	100	BANGALABADA	50	1	50	0.20
57	JEYPORE	KED	Sunabeda	Similiguda	Bilaiguda Town	Uhrcsemiliguda	250	Uhrcsemiliguda	50	1	95	0.59
58	JEYPORE	KED	Sunabeda	Sunabeda	Damanjodi Rural	Medurisahi	250	Medurisahi	50	1	95	0.55
59	JEYPORE	KED	Sunabeda	Similiguda	Damanjodi Rural	Sahid Laxman Nayak Coach	250	Sahid Laxman Nayak Coach	50	1	95	0.49
60	JEYPORE	KED	Koraput	Koraput-2	Kolab Nagar Town	Manikapatna	250	Manikapatna	35	1	95	0.45
61	JEYPORE	KED	Koraput	Koraput-2	Chapper	Cancer Hospital	250	Cancer Hospital	35	1	95	0.50
62	JEYPORE	KED	Koraput	Koraput-1	Chapper	Chhaper Road 1	250	Chhaper Road 1	50	1	95	0.59
63	JEYPORE	KED	Koraput	Koraput-1	Coffee Board	Adarshanagar	250	Adarshanagar	50	1	95	0.50
64	JEYPORE	KED	Koraput	Koraput-1	Koraput No-1	Clear Water Pump House 2	250	Clear Water Pump House 2	50	1	95	0.58
65	JEYPORE	KED	Koraput	Koraput-1	Koraput No-1	Highschoolchawk2	315	Highschoolchawk2	95	1	95	0.53
66	JEYPORE	KED	Koraput	Koraput-1	Koraput No-3	Bhandi Sahi 3	500	Bhandi Sahi 3	95	1	95	0.50
67	JEYPORE	KED	Sunabeda	Sunabeda	Similiguda	Deomali Height Kriahna Appartment	500	Deomali Height Kriahna Appartment	95	1	95	0.50
68	JEYPORE	KED	Sunabeda	Sunabeda	Similiguda	Sbi Bank Semiliguda Bus Stand	500	Sbi Bank Semiliguda Bus Stand	50	1	95	0.50
69	JEYPORE	MED	Malkangiri	Malkangiri	DNK	Block Office	100	Block office	50	1	50	0.30
70	JEYPORE	MED	Malkangiri	Malkangiri	MV-07	MV-07	100	MV-07	50	1	50	0.40
71	JEYPORE	MED	Malkangiri	Malkangiri	Micro	MV-43	63	MV 43	35	1	50	0.40
72	JEYPORE	MED	Malkangiri	Malkangiri	Micro	MV-3	63	MV-3	35	1	50	0.50
73	Jeypore	MED	Malkangiri	Kalimela	Kalimela Town	Bhaspa Colony	25	Bahsapa Colony	35	1	35	0.50
74	Jeypore	MED	Malkangiri	Kalimela	Kalimela Town	Police Station	100	Police Station	50	1	50	0.40
75	Jeypore	MED	Malkangiri	Kalimela	Kalimela Town	EPDP Colony	63	EPDP Colony	35	1	50	0.50
76	Rayagada	PKED	Paralakhemundi	Urban	TOWN2	OM SANTI COLONY	315	OM SANTI CLONY	95	1	95	0.40
77	RAYAGADA	PKED	UPPALADA	UPPALADA	BAGHASALA	SATAMILE	250	ckt 1	95,50,35	1	95	0.40
78	RAYAGADA	RED	BISSAMCUTTACK	BISSAMCUTTACK	DAKULIGUDA-1	CLUSTER HOUSE	63	RATHA OLI ,BARDELIGUDA	25	1	50	0.30
79	RAYAGADA	RED	RAYAGADA	JK PUR	JK PUR	ARABINDA NAGAR	500	BAKERY	95SQMM	1	95	0.20
80	RAYAGADA	RED	RAYAGADA	JK PUR	JK PUR	ESIC	500	KALIDAS LANE	50	1	95	0.35
81	RAYAGADA	RED	RAYAGADA	JK PUR	JK PUR	CHANDILI	500	CHANDILI	50	1	95	0.35
82	RAYAGADA	RED	RAYAGADA	JK PUR	AUTANAGAR JK PUR	KOTAPETA	500	KOTAPETA	95SQMM	1	95	0.30
83	RAYAGADA	RED	THERUBALI	KASIPUR	TIKIRI TOWN	USHAPADA	100	USHAPADA	50	1	50	0.50
84	RAYAGADA	RED	THERUBALI	KASIPUR	TIKIRI TOWN	TIKIRI	63	DORA SAHI	35	1	50	0.50

Location Sl. No. 32

LOCATION OF LT FEEDER AUGMENTATION

SL.NO.	NAME OF CIRCLE	NAME OF DIVISION	NAME OF SUB-DIVISION	NAME OF SECTION	NAME OF 11KV FEEDER	NAME OF DSS	RATING IN kVA	NAME OF LT ABC FEEDER	EXISTING SIZE OF AB CABLE (SQ MM)	NO. OF LT CIRCUIT PROPOSED TO BE AUGMENTED	PROPOSED AB CABLE SIZE (SQ MM)	PROPOSED LENGTH (KM)
1	ASKA	AED I	Aska	Aska	Aska Bus stand	Maharana Garege	250	Bus stand & Pkalapalli	50	1	95	1
2	ASKA	AED I	Aska	Aska	Aska Bus stand	Bani Bhar PHD	500	Aska medical, 3rd lane	50	1	95	1
3	ASKA	AED I	Aska	Aska	Aska Bus stand	Bani Bhar Indoor stadium	250	stadium	35	1	95	0.5
4	ASKA	AED I	Aska	Aska	Jokabandha	Cinema hall	500	theatre road	50	3	95	1
5	ASKA	AED I	Aska	Dharakote	Mundamarai	Mundamarei Girls School	100	College, market	35	1	50	0.7
6	ASKA	AED I	Aska	Dharakote	Baradabilli	Pratapur	100	Pratapur	35	2	50	1.00
7	ASKA	AED I	Aska	Dharakote	Mundamarai	Mundamarei College	100	college, mundamari road	35	1	50	1.00
8	ASKA	AED-II	BUGUDA	BUGUDA	MOTABADI	TALASAKAR	25	TALASAKAR	35	1	50	0.4
9	ASKA	AED-II	BUGUDA	BUGUDA	MOTABADI	BELAPUR	100	BELAPUR	35	1	50	0.3
10	ASKA	AED-II	BUGUDA	BUGUDA	MOTABADI	SOLANDI	100	SOLANDI	35	1	50	0.35
11	ASKA	AED-II	BUGUDA	BUGUDA	MOTABADI	G.BARODA	100	G. BARODA	35	1	50	0.7
12	ASKA	AED-II	BUGUDA	BUGUDA	PANGIDI	SOLAMILE	100	SOLAMILE	35	1	50	0.8
13	ASKA	GSED	Digapahandi	Digapahandi	KOTINADA	Gautami	315	Gautami LT	50	1	95	0.6
14	ASKA	GSED	Digapahandi	Digapahandi	GANIANALA	GANIANALA	250	GANIANALA LT	50	1	95	0.7
15	ASKA	GSED	Digapahandi	Digapahandi	DIGAPAHANDI TOWN	GANDHICHAKA 500 KVA	500	GANDHICHAKA 500 KVA LT	35	1	95	0.8
16	ASKA	GSED	Digapahandi	Digapahandi	PADMANAVAPUR	panchayat dss	315	panchayat dss LT	50	1	95	0.3
17	ASKA	GSED	Digapahandi	Digapahandi	KOTINADA	PADMATOLA	100	PADMATOLA LT	35	1	50	0.4
18	ASKA	GSED	Digapahandi	PUDAMARI	DENGAUSTA	KHOLADI	25	KHOLADI LT	35-1 Ph	1	35	0.6
19	ASKA	GSED	Digapahandi	Digapahandi	DIGAPAHANDI TOWN	RAJAPUR ROAD 315KVA	315	RAJAPUR 315KVA LT	50	1	95	0.8
20	ASKA	GSED	CHIKITI	CHIKITI	CHIKITI GADA	CHANDRASEKHAR	250	ckt.1	35	1	95	0.5
21	ASKA	GSED	CHIKITI	CHIKITI	BAHANAPATI	CHANDAPUR	25	Ckt.1	35-1 Ph	1	35	0.35
22	ASKA	GSED	CHIKITI	CHIKITI	KRUSHNANAGAR	KRUSHNANAGAR OLIC	25	Ckt.1	35-1 Ph	1	35	0.25
23	ASKA	GSED	CHIKITI	CHIKITI	KRUSHNANAGAR	RAMCHANDRAPUR	25	Ckt.1	35-1 Ph	1	35	0.25
24	Berhampur	HED	HINJILICUT	HINJILICUT	Hinjili Town	HATI HINJILICUT	250	Ganesh marga	35, 50, 95	1	95	0.45
25	Berhampur	HED	HINJILICUT	KANCHURU	Badakhandi	MAKARJHOLA	250+100	Makarjhola	50	1	95	0.3
26	Berhampur	HED	HINJILICUT	KANCHURU	Saru	SARADHAPUR	250	Saradhapur	50	1	95	0.12
27	Berhampur	HED	HINJILICUT	KANCHURU	Saru	SARDHAPUR DASA SAHI	250	Sardhapur Dasa Sahi	50	1	95	0.12
28	Berhampur	HED	HINJILICUT	HINJILICUT	Town	GAYATRI NAGAR	250	Gayatri Nagar	35+50	1	95	0.6
29	Berhampur	HED	HINJILICUT	HINJILICUT	Sikiri	SIKIRI CHHAKA	250	Sikiri Chhaka	35, 50, 95	1	95	0.7
30	Berhampur	HED	HINJILICUT	KANCHURU	Darubhadra	DURBANDH	250	Durbandh	50	1	95	0.4
31	Berhampur	HED	HINJILICUT	KANCHURU	Darubhadra	SAPUAPALI HIGH SCHOOL	250	Sapuapali High School	50	1	95	1
32	Berhampur	HED	HINJILICUT	KANCHURU	Darubhadra	DURBANDH	250	Durbandh	50	1	95	0.4
33	Berhampur	HED	HINJILICUT	KANCHURU	Badakhandi	SAMARJHOL CHHOWK	250	samarjhol chhowk	50	1	95	1
34	Berhampur	HED	HINJILICUT	KANCHURU	Saru	SARU	250	Saru	50	1	95	0.05
35	Berhampur	HED	HINJILICUT	PITALA	PITALA	RAMACHANDRAPUR	250	RAMACHANDRAPUR	35	1	95	0.2
36	Berhampur	HED	SHERAGADA	SHERAGADA	SHERAGADA TOWN	315 KVA TAKARADA	315	TAKARADA 315 LT	50	1	95	1
37	Berhampur	HED	SHERAGADA	SHERAGADA	SHERAGADA TOWN	500 KVA HATABANDHA	500	MACHA MARKET	50	1	95	1
38	Berhampur	HED	SHERAGADA	SHERAGADA	SHERAGADA TOWN	500 KVA PANCHYAT	500	TOTA SAHI	50	1	95	1
39	Berhampur	HED	SHERAGADA	SHERAGADA	MANIKPUR	250 KVA MANIKPUR	250	DHOBA SAHI	35	1	95	1
40	BERHAMPUR	PSED	Purusottampur	Taratarini	TT Jn	Tanvi School	100	Mohapatra Colani	35	1	50	0.5
41	BERHAMPUR	PSED	Purusottampur	Taratarini	Angu	Angu 63KVA	63	Hotabandha Chaka	35	1	50	0.5
42	BERHAMPUR	PSED	PURUSHOTTAMPUR	PSPUR	B N Pur	Langalghai OLIC	25	Langalghai OLIC	25	1	35	0.4
43	BERHAMPUR	PSED	PURUSHOTTAMPUR	PURUSHOTTAMPUR	BARAGAON	Ranigaon	100	ABC	35-1 Ph	1	50	0.5
44	BERHAMPUR	PSED	PURUSHOTTAMPUR	PURUSHOTTAMPUR	PANDIA	Pandarakholi matha	100	ABC	35-1 Ph	1	50	0.4
45	BERHAMPUR	PSED	PURUSHOTTAMPUR	PURUSHOTTAMPUR	PANDIA	Panida medical	315	ABC	35-1 Ph	1	95	0.25
46	BERHAMPUR	PSED	PURUSHOTTAMPUR	PURUSHOTTAMPUR	PANDIA	Kholasantarapur	100	ABC	35-1 Ph	1	50	0.3
47	BERHAMPUR	PSED	PURUSHOTTAMPUR	PURUSHOTTAMPUR	PANDIA	Kolidasapur mil sahi	100	ABC	35-1 Ph	1	50	0.5
48	BERHAMPUR	PSED	PURUSHOTTAMPUR	PURUSHOTTAMPUR	PANDIA	Adheibara	250	ABC	35-1 Ph	1	95	0.5
49	BERHAMPUR	PSED	Polasara	Polasara	Polasara Town	Fire Station	100	Main Road	35	1	50	0.5
50	BERHAMPUR	PSED	Purusottampur	Taratarani	Taratarani Junction	Jateswar Temple 100KVA	100	Welding Machine sahi	35-1 Ph	1	50	0.3
51	BERHAMPUR	PSED	Purusottampur	Taratarani	Taratarani Junction	Jamuni Chaka 100KVA	100	Garage Sahi	35-1 Ph	1	50	0.4
52	BERHAMPUR	PSED	Purusottampur	Taratarani	Taratarani Junction	Kajufectory 100KVA	100	Mudgifactory	35-1 Ph	1	50	0.35
53	BERHAMPUR	PSED	Purusottampur	Taratarani	Bhatakumarada Feeder	Medical 100KVA	100	Rushikulya Nagar	35-1 Ph	1	50	0.4
54	BERHAMPUR	PSED	Purusottampur	Taratarani	Bhatakumarada Feeder	SBI Bhatakumarada 250KVA	250	Omm Shanti Nagar	35-1 Ph	1	95	0.35
55	BERHAMPUR	PSED	Purusottampur	Taratarani	Bhatakumarada Feeder	Ranguni Bandha 100KVA	100	Main Road	35-1 Ph	1	50	0.3
56	BERHAMPUR	PSED	Purusottampur	Taratarani	Sunathara Feeder	100KVA Panchayat office	100	Panchayat Sahi	35-1 Ph	1	50	0.4
57	BERHAMPUR	PSED	Purusottampur	Taratarani	Jamuni Feeder	Roula Sahi 315KVA	315	Main Road	35-1 Ph	1	95	0.4
58	BERHAMPUR	PSED	Purusottampur	Taratarani	Jamuni Feeder	Pandara Sahi	100	Pandar sahi	35-1 Ph	1	50	0.35
59	BERHAMPUR	PSED	Purusottampur	Taratarani	Sologhara Feeder	Main Road	250	Main Road	35-1 Ph	1	95	0.4
60	BERHAMPUR	PSED	Purusottampur	Taratarani	Sologhara Feeder	Hindula 100KVA	100	Main Road	35-1 Ph	1	50	0.2
61	BERHAMPUR	PSED	Purusottampur	Taratarani	Ranjhali Feeder	315KVA	315	Ranjhali Village	35-1 Ph	1	95	0.7
62	BERHAMPUR	PSED	Polasara	Polasara	Polasara Town	Ranipada	500	Kamalapatan Sahi	50	1	95	0.5
63	BERHAMPUR	PSED	Polasara	Polasara	Polasara Town	Oeirani Bandha Huda	315	Main Road	50	2	95	0.6
64	BERHAMPUR	PSED	Purusottampur	Taratarani	Jamuni Feeder	Hundata PLI 100KVa	100	Hundata PLI	35	2	50	0.7
65	BERHAMPUR	PSED	PURUSHOTTAMPUR	PURUSHOTTAMPUR	TOWN	Kalimandira chhaka	250	jyoti nagar, purushottam nagar	50	2	95	0.7
66	BERHAMPUR	PSED	PURUSHOTTAMPUR	PURUSHOTTAMPUR	TOWN	Changudiapadara	500	changudi padar	50	1	95	0.6
67	BERHAMPUR	PSED	PURUSHOTTAMPUR	PURUSHOTTAMPUR	TOWN	Treaseri	250	MAIN ROAD	50	1	95	0.3
68	BERHAMPUR	PSED	PURUSHOTTAMPUR	PURUSHOTTAMPUR	PANDIA	Gopapur	250	Feeder 2	35-1 Ph	1	95	0.4
69	BHANJANAGAR	BNED	Bhanjanagar-I	Bhejiput	Bhanjanagar College	Power house 500 kva	500	Circuit 1	50	1	95	0.4
70	BHANJANAGAR	BNED	Bhanjanagar-I	Bhejiput	Bhanjanagar College	Power house 500 kva	500	Circuit 2	50	1	95	0.4
71	BHANJANAGAR	BNED	Bhanjanagar-I	Bhejiput	Bhanjanagar College	Power house 500 kva	500	Circuit 3	50	1	95	0.4
72	BHANJANAGAR	BNED	Bhanjanagar-I	Bhejiput	Bhanjanagar College	Power house 500 kva	500	Circuit 4	50	1	95	0.4
73	BHANJANAGAR	BNED	Bhanjanagar-I	Bhejiput	Bhanjanagar College	Shiv temple 500 kva	500	Circuit 1	50	1	95	0.4
74	BHANJANAGAR	BNED	Bhanjanagar-I	Bhejiput	Bhanjanagar College	Shiv temple 500 kva	500	Circuit 2	50	1	95	0.4
75	BHANJANAGAR	BNED	Bhanjanagar-I	Bhejiput	Gamundi	Bagdevi road 500 kva	500	Circuit 1	50	1	95	0.3
76	BHANJANAGAR	BNED	Bhanjanagar-I	Bhejiput	Gamundi	Bagdevi road 500 kva	500	Circuit 2	50	1	95	0.3
77	BHANJANAGAR	BNED	Bhanjanagar-I	Bhejiput	Gamundi	Bagdevi road 500 kva	500	Circuit 3	50	1	95	0.3
78	BHANJANAGAR	BNED	Bhanjanagar-II	ESO-II	Gangapur (Bhanjanagar)	Tokaganda	250	Dhudhua	35	2	95	1
79	BHANJANAGAR	BNED	Bhanjanagar-I	Tillisingi	GEREDA	GEREDA	2X100	GEREDA	35-1 Ph	1	50	0.5
80	BHANJANAGAR	BNED	Bhanjanagar-II	KANTEIPALLI	JILUNDI	CHAKUNDAPOLLI	63	NUASAHI	35-1 Ph	1	50	0.2
81	BHANJANAGAR	BNED	Bellaguntha	Bellaguntha	AMBAPUA	RAMUNISAHI	250	RAMUNISAHI LT	50	1	95	0.6
82	BHANJANAGAR	BNED	BHANJANAGR2	KANTEIPALLY	GOBARA	GOBARA	250	GOBARA MARKET	50	2	95	1
83	Bhanjanagar	BNED	SORODA	SORODA	LATHIAPADA	SANASORODA	100	SANASORODA	35-1 Ph	1	50	0.6
84	Bhanjanagar	BNED	Bhanjanagar-I	Bhejiput	town	patro colony	315	circuit -1	16	1	95	0.5
85	Bhanjanagar	BNED	Bhanjanagar-I	Bhejiput	collage	sideswar nagar	100	circuit -1	35	1	95	0.1
86	BHANJANAGAR	BNED	BHANJANAGAR-1	ESO-1	BHANJANAGARTOWN	BANCHHESWARINAGAR	500	BANCHHESWARINAGAR	35-1 Ph	1	95	0.4
87	BHANJANAGAR	BNED	BHANJANAGAR-1	ESO-1	BHANJANAGARTOWN	SANKHASAHI	100	SANKHASAHI	35-1 Ph	1	50	0.4
88	BHANJANAGAR	BNED	BHANJANAGAR-2	ESO-2	Kullada	dihapadhala	250	Benakunda road	35-1 Ph	1	95	0.5
89	BHANJANAGAR	BNED	Bellaguntha	JN PRASAD	Bankatara	Karodabani	25	Karodabani	16	1	35	0.25
90	BHANJANAGAR	BNED	Bellaguntha	JN PRASAD	Bankatara	Chudakhai	25	Chudakhai	16	1	35	0.25
91	BHANJANAGAR	BNED	Bellaguntha	JN PRASAD	Bankatara	Dighabadapalli	25	Dighabadapalli	16	1	35	0.25
92	BHANJANAGAR	BNED	Bellaguntha	JN PRASAD	Bankatara	G.Sapanga	25	G.Sapanga	16	1	35	0.25
93	BHANJANAGAR	BNED	Bellaguntha	JN PRASAD	Bankatara	New Bankatara	25	New Bankatara	16	1	35	0.5
94	BHANJANAGAR	BOED	MANAMUNDA	MANAMUNDA	UDAYPUR	DUMALPALI	100	DUMALPALI	35	1	50	0.893
95	Bhanjanagar	BOED	Manamunda	Baunsuni	Dahya-1	Dahya	250	Dahya NH-57 Road	35	2	95	1
96	Bhanjanagar	BOED	Manamunda	Baunsuni	Janapank	Janapank	100	Paka Sahi	35	1	50	0.7
97	Bhanjanagar	BOED	Manamunda	Baunsuni	Baunsuni	Tikirapada-3	25	Tikirapada Village	35-1 Ph	1	35	0.5
98	BHANJANAGAR	PED	PHULBANI	PHULBANI	COLLEGE	RTO OFFICE	100	IN SITE BAPI MIXER	35	1	95	0.12

Location Sl. No. 32

LOCATION OF LT FEEDER AUGMENTATION

SL.NO.	NAME OF CIRCLE	NAME OF DIVISION	NAME OF SUB-DIVISION	NAME OF SECTION	NAME OF 11KV FEEDER	NAME OF DSS	RATING IN kVA	NAME OF LT ABC FEEDER	EXISTING SIZE OF AB CABLE (SQ MM)	NO. OF LT CIRCUIT PROPOSED TO BE AUGMENTED	PROPOSED AB CABLE SIZE (SQ MM)	PROPOSED LENGTH (KM)
99	BHANJANAGAR	PED	PHULBANI	PHULBANI	COLLEGE	COLLEGE SIBA TEMPLE	100	NEAR LENGERI SAHI	35	1	95	0.2
100	BHANJANAGAR	PED	BALIGUDA	DARINGBADI	RUKANBADI	GREENBADI	63	GREENBADI	35	1	50	1
101	BHANJANAGAR	PED	BALIGUDA	TUMUDIBANDHA	KOTAGARH	MEDICAL 100KVA	100	MEDICAL 100KVA	50	1	95	1
102	BHANJANAGAR	PED	BALLIGUDA	BALLIGUDA	SIRTIGUDA	PARK	63	MAIN ROAD	35	1	50	0.6
103	Bhanjanagar	PED	PHULBANI	PHULBANI	BAZAR	PEONPADA	315	NEAR PEONPADA BANDHA	35	1	95	0.4
104	Bhanjanagar	PED	PHULBANI	PHULBANI	BAZAR	PEONPADA	315	KALI MANDIRA BACK SITE	35	1	95	0.12
105	Bhanjanagar	PED	PHULBANI	PHULBANI	MEDICAL	COURT	250	IN FRONT OF MUNICIPALITY OFFICE STREET	35	1	95	0.12
106	Bhanjanagar	PED	PHULBANI	PHULBANI	MEDICAL	COURT	250	IN FRONT OF B. TEAM FIELD LANE	35	1	95	0.8
107	BHANJNAGAR	BOED	BOUDH	BOUDH	BOUDH TOWN 2	IRRIGATION COLONY	250	SEN17-F05-DT058	35	1	95	0.8
108	BHANJNAGAR	BOED	BOUDH	BOUDH	BOUDH TOWN 2	BUTUPALIPANDITSAHI.3 (THURANALI)	100	SEN17-F05-DT056	35-1 Ph	1	95	0.7
109	CITY	BED II	SSD III	Gandhinagar	Gandhinagar1	Gandhinagar FCC	500	Harizan Basti, Pakalavari Street	35	1	95	0.6
110	CITY	BED II	SSD III	Gandhinagar	HIG	Mayapuri	100	Mayapuri	35	1	95	0.5
111	CITY	BED II	SSD III	Gandhinagar	HIG	Annapurna Nagar 6th lane	100	Annapurna Nagar 5th lane	35	1	95	0.2
112	CITY	BED II	SSD III	Gandhinagar	Housing Board	Drug House	250	Ganesh Nagar, Drug House	35	1	95	0.4
113	CITY	BED II	SSD III	Gandhinagar	Gandhinagar2	Mango Market New	500	Ganesh Nagar 2nd lane	35	1	95	0.5
114	CITY	BED II	SSD III	Gandhinagar	Sanabazar	KMR Plaza	500	Meta Sahi	35	1	95	0.4
115	CITY	BED II	SSD III	Gandhinagar	Housing Board	Lingaraj	500	Premnagar 7th lane, Harihar Nagar	50/35	1	95	0.8
116	CITY	BED II	SSD III	Gandhinagar	Gandhinagar2	Gandhinagar 5th Lane	250	Gandhinagar 5th lane	35	1	95	0.3
117	CITY	BED II	SSD-III	GOSANINUAGAM	GUNDICHA	LIC	500	TOTA SAHI 2	50	1	95	0.5
118	CITY	BED II	SSD-III	GOSANINUAGAM	UTTRESWAR	UTTESWAR	500	RAJUDHOBA SAHI	50	1	95	0.5
119	CITY	BED II	SSD-III	GOSANINUAGAM	GOSANINAGAM	TOTA SAHI	500	SASTRINAGAR2ND LINE	50	1	95	0.3
120	CITY	BED II	SSD-III	GOSANINUAGAM	GOSANINAGAM	KANAL SAHI OLD	250	AMBIKANAGA CHOWK	35	1	95	0.15
121	CITY	BED II	SSD-III	GOSANINUAGAM	ANDHAPASARA ROAD FEEDER	HANUMAN TEMPLE	250	TULSI FLOOR MILL	35	1	95	0.2
122	CITY	BED II	SSD-III	GOSANINUAGAM	GANDHINAGAR NO.2	TANK ROAD	400	NAIDU SAHI	50	1	150	0.4
123	CITY	BED II	SSD-III	GOSANINUAGAM	HILLPATNA	BIJIPUR BAZAR	500	BIJIPUR MARKET	50	1	95	0.3
124	CITY	BED II	SSD-1	GATE BAZAR	UB ROAD	BIJU PATTANAIK PARK-1	500	GOLIA STREET	50	1	150	0.6
125	CITY	BED II	SSD-2	GATE BAZAR	UB ROAD	BIJU PATTANAIK PARK-2	500	ANKULA STREET	50	2	150	2
126	CITY	BED II	SSD-II	OLD Berhampur	Gandhinagar-1	Katha Mentu	500	Trimurty Jagannta Temple Road	50	1	150	0.7
127	CITY	BED II	SSD-II	OLD Berhampur	Gandhinagar-1	Khaspa	500	Khaspa Main Road	50	1	150	0.5
128	CITY	BED II	SSD-II	OLD Berhampur	Gandhinagar-1	Ananda Complex	500	Ganesh Market Road	50	1	150	0.5
129	CITY	BED II	SSD-II	OLD Berhampur	Gandhinagar-1	Malesenapetta	500	Mauriraza Lane	50	1	150	0.5
130	CITY	BED II	SSD-II	OLD Berhampur	Gandhinagar-1	Raja Rani Appartment	400	Shastri Nagar 1st,2nd & 3rd Lane	50	2	150	1
131	CITY	BED II	SSD-II	OLD Berhampur	Ganesh Nagar	Panchanana Nagar	400	Near Hanuman Mandira sahi	50	1	95	0.5
132	CITY	BED II	SSD-II	OLD Berhampur	Ganesh Nagar	Aina Bandha	500	Aina Bandha sahi	50	2	95	1
133	CITY	BED II	SSD-II	OLD Berhampur	Ganesh Nagar	Pandaba Nagar	315	Pandab Nagar main Road	50	2	95	1
134	CITY	BED II	SSD-II	OLD Berhampur	Ganesh Nagar	Ganesh Nagar	500	Prahalad Nagar Main Road	50	1	95	0.4
135	CITY	BED II	SSD-II	OLD Berhampur	Ganesh Nagar	Bharat Kuada	500	Prahalad Nagar 4th Lane	50	2	95	1
136	CITY	BED II	SSD-II	OLD Berhampur	Ganesh Nagar	Jagabandhu Huda Ray project	500	Ray Project (Sana Radiga Sahi & Bada Radiga sahi)	50	1	95	0.5
137	CITY	BED II	SSD-II	OLD Berhampur	OLD Berhampur	Haridakhandi Kali Temple	500	Haridakhandi Village sahi	50	1	95	0.5
138	CITY	BED II	SSD-II	OLD Berhampur	OLD Berhampur	Haridakhandi By-pass	500	Kadalibada Sahi	50	2	95	1
139	CITY	BED II	SSD-II	OLD Berhampur	OLD Berhampur	Shanti Nagar	250	Hanuman Nagar & L N 6th Lane	50	2	95	1
140	CITY	BED II	SSD-II	OLD Berhampur	OLD Berhampur	L N Street 3rd Lane	500	L N Street 7th Lane	50	2	95	1
141	CITY	BED II	SSD-II	OLD Berhampur	OLD Berhampur	L N Street 11th Lane	500	L N Street 11th Lane & Sania Guhala Sahi	50	3	95	0.9
142	CITY	BED II	SSD-II	OLD Berhampur	OLD Berhampur	Powel Street	400	Pkalabari Sahi	50	1	95	0.3
143	City	BED-I	GOPALPUR	GOPALPUR	HARIPUR	AGRAHAM	250	AGRAHAM	50	1	95	1
144	City	BED-I	GOPALPUR	GOPALPUR	BAXIPALI	ADTALAPALI	100	ADTALAPALI	50	1	95	0.3
145	City	BED-I	GOPALPUR	HEADQUARTER	TANGANAPALLI	KTN PUR-1	250	BADA STREET	50	2	95	0.7
146	City	BED-I	GOPALPUR	HEADQUARTER	RAGHUNATHPUR	DEFENCE COLONY	250	ICE CREAM FACTORY	50	1	95	0.5
147	City	BED-I	Gopalpur	bhanjabihar	golabandha	old kamalapur	100	majhi sahi	35&50	1	95	0.6
148	City	BED-I	Gopalpur	bhanjabihar	dura	hanuman temple	250	bada sahi	50	1	95	0.4
149	City	BED-I	Industrial	Lanjipalli	Pashimeswara	Ulibandha	500	Badasahi	50	2	95	0.8
150	City	BED-I	Industrial	Lanjipalli	Lanjipalli	Chandannagara	500	1st ,2nd line,3rd line	50	3	95	1.4
151	City	BED-I	Industrial	Lanjipalli	Nh Ankuli	Olive	500	Gouribihara	50	2	95	1
152	City	BED-I	Industrial	Lanjipalli	Chandimandira	Chandimandira	500	Ganeshnagara	50	2	95	0.6
153	City	BED-I	Medical	Ambapuha	Ambapua	chandi mandir	315	Khoda singi Bada sahi	50	2	95	0.6
154	City	BED-I	Medical	Ambapuha	Nilanchala nager	Nilanchala nager main road	500	Main road	50	2	95	0.5
155	CITY	BED-III	SDO-IV	LUCHAPADA	LOCHAPADA	KALIMANDIR	500	BISWAKARMA SAHI	50	1	95	0.6
156	CITY	BED-III	SDO-IV	LUCHAPADA	LOCHAPADA	SHAKTINAGAR 1ST LANE	500	SHAKTINAGAR1,2,3	50	1	95	0.5
157	CITY	BED-III	SDO-IV	LUCHAPADA	LOCHAPADA	SHATINAGAR EXTEN 2	250	SHAKTINAGAR EXTEN 2,3,4	50	1	95	0.7
158	CITY	BED-III	SDO-IV	LUCHAPADA	LOCHAPADA	RAMAKRISHNA NAGAR	250	RAMAKRISHNA NAGAR 3RD LANE	50	2	95	1
159	CITY	BED-III	SDO-IV	LUCHAPADA	NIMAKHANDI	GOVINDA BIHAR RUBY EYE HOSPITAL	500	GOVINDA BIHAR 8,9,10	50	2	95	1
160	CITY	BED-III	SDO-IV	LUCHAPADA	NIMAKHANDI	KONARK NAGAR	250	KONARK NAGAR PETROLPMP SIDE	50	2	95	0.7
161	CITY	BED-III	SDO-IV	LUCHAPADA	NIMAKHANDI	BHANDARI SAHI	250	BHANDARI SAHI	50	2	95	1
162	CITY	BED-III	SDO-IV	LUCHAPADA	GURUNTHI	OLD JOGIAPALI	250	JOGIAPALI	50	1	95	1
163	CITY	BED-III	SDO-IV	LUCHAPADA	BORIGAON	BORIGAON SQURE	100+63	BORIGAON VILLAGE	50	1	95	0.7
165	JEYPORE	JED	JESD No II	RANDAPALI	UMURI	Teliguda Canal	100	Aarogya Bana	25-1 Ph	1	50	0.65
166	JEYPORE	JED	JESD No II	RANDAPALI	UMURI	Airport	100	Tata Motors	25-1 Ph	1	50	0.75
167	JEYPORE	JED	BORIGUMMA	BORIGUMMA	TOWN	BANGALAGUDA	250	SANTOSHI NAGAR END	35	1	95	0.2
168	JEYPORE	JED	BORIGUMMA	BORIGUMMA	TOWN	BANKA STREET	100	KARAN STREET AREA	35-1 Ph	1	50	0.3
169	JEYPORE	JED	BORIGUMMA	B.Singhpur	Kumuli	Kumuli village old	250	kumuli main road	50	2	95	0.5
170	JEYPORE	JED	BORIGUMMA	B.Singhpur	Kumuli	Kumuli village new	250	Kumuli village	50	3	95	1
171	JEYPORE	JED	JESD No II	kundra	udulguda	amoguda	63	amoguda	35	2	50	0.3
172	JEYPORE	JED	JESD No II	kundra	udulguda	kenduguda	25	kenduguda	25-1 Ph	2	50	0.3
173	JEYPORE	JED	JESD No I	JEYPORE 3	KORAPUT	SUKHIAGUDA	100	FOOT HILL	35-1 Ph	1	50	0.3
174	JEYPORE	JED	JESD No I	JEYPORE 3	JEYPORE NO1	SISUMANDIRA	100	ADARSH NAGAR	35-1 Ph	1	50	0.45
175	JEYPORE	JED	JESD No I	JEYPORE 3	JAYANAGAR	PARAJA SAHI	250	PANCHABATI KALAYAN MANDAP	35-1 Ph	1	95	0.4
176	JEYPORE	JED	JESD No I	JEYPORE 3	DANGAGUDA	NILTARA	200	LEPRA SAHI	35-1 Ph	1	95	0.4
177	JEYPORE	JED	JESD No I	JEYPORE 3	KORAPUT	SANTI NAGAR	100	9TH LANE	35-1 Ph	1	50	0.4
178	JEYPORE	JED	JESD No II	JEYPORE 1	JYP TOWN	VETENARYT	100	VETENARY COLONY	35-1 Ph	1	50	0.2
179	JEYPORE	JED	JESD No II	JEYPORE 1	JYP TOWN	MEGHAMALATOTA	100	MEGHAMALATOTA	35-1 Ph	1	50	0.2
180	JEYPORE	JED	JESD No II	JEYPORE 1	JYP TOWN	PRUSTY COLONY	250	AHUJA NAGAR	35-1 Ph	1	95	0.5
181	JEYPORE	JED	JESD No II	JEYPORE 1	KALAGUDA	BANGALI CAMP	63	BANGALI CAMP	35-1 Ph	1	50	0.2
182	JEYPORE	JED	JESD No II	JEYPORE 1	JYP TOWN	DANIDA	100	BIKASH DHABA	35	1	50	0.3
183	JEYPORE	JED	JESD No II	JEYPORE 1	JYP TOWN	GOUDA STREET	250	BHADRA SAHI	35-1 Ph	1	95	0.4
184	JEYPORE	JED	JESD No I	JEYPORE 3	JEYPORE NO1/KORAPUT	STATION TRANSFORMER	250	GLOCAL	35	2	95	0.5
185	JEYPORE	JED	JESD No I	JEYPORE 3	JEYPORE NO1	BHOI SAHI	100	BELL ROAD	25	1	50	0.4
186	JEYPORE	JED	JESD No II	JEYPORE 1	JYP TOWN	SKT	315	GUPTA DASH LANE	35	3	95	0.3
187	JEYPORE	JED	JESD No II	JEYPORE 1	JYP TOWN	HANAGUDA	100	Ckt.1	25	1	50	0.3
188	JEYPORE	JED	JESD No I	JEYPORE 3	JEYPORE NO1	BOYS HIGHSCHOOL	500	INDIRA CHAKK	35	3	95	0.5
189	JEYPORE	JED	JESD No I	JEYPORE 3	GANDHI CHAWK	JAIL S/S	100	DHEPASAHI CHAWK	25	1	50	0.4
190	JEYPORE	JED	JESD No I	JEYPORE 3	GANDHI CHAWK	JAMAL	100	MACHABANDHA SAHI	25	1	50	0.1
191	JEYPORE	JED	JESD No I	JEYPORE 3	GANDHI CHAWK	MILL SAHI	500	DAILY MARKET BACK SIDE	35	1	95	0.35
192	JEYPORE	JED	JESD No I	JEYPORE 3	JEYPORE NO1	BOYS HIGHSCHOOL	500	OM SANTI BUILDING	35	2	95	0.25
193	JEYPORE	JED	JESD No I	JEYPORE 3	JEYPORE NO1	LAKHMI	500	DALI MILL	35	2	95	0.45
194	JEYPORE	JED	JESD No I	JEYPORE 3	JAYANAGAR	PAIK SAHI	250	PAIK SAHI 4TH LANE	35	1	95	0.3
195	JEYPORE	JED	JESD No I	JEYPORE 3	JEYPORE NO 2	PANCHANAN MANDIR	315	SUNAR SAHI CHAWK	35	1	95	0.25
196	JEYPORE	JED	JESD No II	JEYPORE 1	JEYPORE NO2	CHANDANBADA	250	CHANDANBADA	35	1	95	0.5
197	JEYPORE	KED	LAXMIPUR	KAKIRIGUMA	CHOTAGUDA	NUAGUDA 1	63	NUAGUDA 1	35	1	50	0.4

Location Sl. No. 32

LOCATION OF LT FEEDER AUGMENTATION

SL.NO.	NAME OF CIRCLE	NAME OF DIVISION	NAME OF SUB-DIVISION	NAME OF SECTION	NAME OF 11KV FEEDER	NAME OF DSS	RATING IN kVA	NAME OF LT ABC FEEDER	EXISTING SIZE OF AB CABLE (SQ MM)	NO. OF LT CIRCUIT PROPOSED TO BE AUGMENTED	PROPOSED AB CABLE SIZE (SQ MM)	PROPOSED LENGTH (KM)
198	JEYPORE	KED	Sunabeda	Similiguda	Bilaiguda Town	Dambaguda	250	Dambaguda	50	2	95	0.72
199	JEYPORE	KED	Sunabeda	Similiguda	Bilaiguda Town	Near Bileiguda Pss	250	Near Bileiguda Pss	35	2	95	0.515
200	JEYPORE	KED	Sunabeda	Sunabeda	Damanjodi Rural	Medurisahi	250	Medurisahi	50	2	95	0.545
201	JEYPORE	KED	Koraput	Koraput-2	Kolab Nagar Town	Manikapatna	250	Manikapatna	35	2	95	0.45
202	JEYPORE	KED	Koraput	Koraput-2	Kolab Nagar Town	Old Bsf Qurter	250	Old Bsf Qurter	50	2	95	0.52
203	JEYPORE	KED	Koraput	Koraput-1	Omp Silk Board	Duruguda 2	150	Duruguda 2	35	2	95	0.785
204	JEYPORE	KED	Koraput	Koraput-2	Chapper	Cancer Hospital	250	Cancer Hospital	35	1	95	0.71
205	JEYPORE	KED	Koraput	Koraput-2	Chapper	Dav Collage	250	Dav Collage	50	2	95	0.63
206	JEYPORE	KED	Koraput	Koraput-1	Koraput No-1	Koraputrailwaycolony1	250	Koraputrailwaycolony1	35	1	95	0.505
207	JEYPORE	KED	Koraput	Koraput-2	Koraput No-2	Housingboard	250	Housingboard	35	1	95	0.56
208	JEYPORE	KED	Koraput	Koraput-1	Koraput No-2	Gandhinagar1	250	Gandhinagar1	50	2	95	0.42
209	JEYPORE	KED	Koraput	Koraput-1	Koraput No-3	Ro Police Armour Building	250	Ro Police Armour Building	35	2	95	0.715
210	JEYPORE	KED	Koraput	Koraput-1	Koraput No-3	Pujariput 1	250	Pujariput 1	35	2	95	0.75
211	JEYPORE	KED	Koraput	Koraput-1	Koraput No-3	Slnmc College Girls Hos	500	Slnmc College Girls Hos	50	1	95	0.47
212	JEYPORE	KED	Sunabeda	Similiguda	Damanjodi Colony	Anlabadi Colony	500	Anlabadi Colony	35	1	95	0.46
213	JEYPORE	KED	Sunabeda	Similiguda	Damanjodi Colony	Community Centre	250	Community Centre	35	1	95	0.545
214	JEYPORE	KED	Sunabeda	Similiguda	Damanjodi Colony	Damanjodi Colony	500	Damanjodi Colony	35	1	95	0.585
215	JEYPORE	KED	Sunabeda	Sunabeda	Nac Town	Silk Board	250	Silk Board	35	2	95	0.775
216	JEYPORE	KED	Sunabeda	Sunabeda	Similiguda	Kadambini Sahu	160	Kadambini Sahu	35	1	95	0.67
217	JEYPORE	KED	Sunabeda	Sunabeda	Similiguda	Nalcochawk 1	400	Nalcochawk 1	50	2	95	0.735
218	JEYPORE	KED	Sunabeda	Sunabeda	Similiguda	Semiliguda Market 3	250	Semiliguda Market 3	50	2	95	0.545
219	JEYPORE	KED	SUNABEDA	POTTANGI	sunki	cahndaka	25	cahndaka	35-1 Ph	1	35	0.3
220	JEYPORE	KED	SUNABEDA	POTTANGI	pukali	BODAPADU	25	BODAPAU	35-1 Ph	1	35	0.4
221	Jeypore	MED	Balimela	Balimela	MV-35	MV-53	25	MV-53	25	1	35	0.3
222	Jeypore	MED	Balimela	Balimela	Korukonda	Irrigation Colony	25	Ckt.1	35-1 Ph	1	35	0.3
223	Jeypore	MED	Balimela	Balimela	Korukonda	Nayakguda-1	25	Ckt.1	35-1 Ph	1	35	0.3
224	Jeypore	MED	MALKANGIRI	KALIMELA	kalimela town	MPV-35	25	podia road	35-1 Ph	1	35	0.5
225	JEYPORE	MED	MALKANGIRI	KALIMELA	MV-55	MV-54	25	MV-54	16	1	35	1
226	JEYPORE	MED	MALKANGIRI	KALIMELA	KALIMELA TOWN	RAHUL NAGAR	63	IRRIGATION COLONY	25	1	35	0.5
227	JEYPORE	MED	MALKANGIRI	KALIMELA	KALIMELA TOWN	HANUMAN STREET	100	SRILANKA COLONY	35	2	50	0.7
228	JEYPORE	MED	MALKANGIRI	Malkangiri	DNK	Tinagarage	250	Tinagarage-1	50	1	95	0.4
229	JEYPORE	MED	MALKANGIRI	Malkangiri	DNK	Tinagarage	315	Tinagarage-2	50	1	95	0.5
230	JEYPORE	MED	MALKANGIRI	Malkangiri	Town	Indoor Stadium	315	Indoor Stadium	50	1	95	0.6
231	JEYPORE	MED	MALKANGIRI	Malkangiri	Micro	RK Nagar	250	RK Nagar-1	50	2	95	0.4
232	JEYPORE	MED	MALKANGIRI	Malkangiri	Micro	RK Nagar	250	RK Nagar-2	35	2	95	0.2
233	JEYPORE	MED	Balimela	Balimela	Micro	MV-109	100	Parjaguda	25	2	50	0.5
234	JEYPORE	MED	Balimela	Mathili	Mathili Town	Baldiaguda	63	Baldiaguda	25	1	35	0.9
238	Jeypore	NED	Nabarangpur	NAWARANGPUR	NABRANGPUR TOWN-2	DASHRAPADA 2	100	Dasharapada	35-1 Ph	1	50	0.2
239	Jeypore	NED	Nabarangpur	NAWARANGPUR	NABRANGPUR TOWN-2	OLD COURT	100	Old Court	35-1 Ph	1	50	0.2
240	Jeypore	NED	Nabarangpur	NAWARANGPUR	VIP COLONY	VIP COLONY 1	250	VIP Colony	50	1	95	0.4
241	Jeypore	NED	Nabarangpur	NAWARANGPUR	NABRANGPUR TOWN-1	NEAR WOMENS COLLEGE 1	500	Womens College	50	1	95	0.4
242	Jeypore	NED	Nabarangpur	NAWARANGPUR	NABRANGPUR TOWN-1	POLICE LINE	500	Police Line	50	1	95	0.4
243	Jeypore	NED	Nabarangpur	NAWARANGPUR	NABRANGPUR TOWN-2	MIRGANGUDA NEAR WATER TANK	250	Mirganguda	50	1	95	0.2
244	Jeypore	NED	Nabarangpur	NAWARANGPUR	PODALGUDA	ROCKYSAAN FRONT	250	Rockysan	50	1	95	0.3
245	Jeypore	NED	Nabarangpur	NAWARANGPUR	NABRANGPUR TOWN-2	NUA BAND SAHI 2	500	Nua Bandh	50	1	95	0.4
246	Jeypore	NED	Nabarangpur	NAWARANGPUR	NABRANGPUR TOWN-2	MUNICIPALITY	315	Muncipality	50	1	95	0.4
247	Jeypore	NED	Nabarangpur	NAWARANGPUR	NABRANGPUR TOWN-2	BHANDAR GRAHANI	315	Bhandaragharni	50	1	95	0.3
248	Jeypore	NED	Nabarangpur	NAWARANGPUR	NABRANGPUR TOWN-2	DISTRICT HQ HOSPITAL 2	315	Hospital	50	1	95	0.3
249	Jeypore	NED	Nabarangpur	NAWARANGPUR	NABRANGPUR TOWN-1	JAMAL COLONY 1	250	Jamal Colony	50	1	95	0.3
250	Jeypore	NED	Nabarangpur	NAWARANGPUR	PODALGUDA	DRDA	250	DRDA	50	1	95	0.25
251	Jeypore	NED	Nabarangpur	NAWARANGPUR	NABRANGPUR TOWN-2	JAIL 4	250	Jail	50	1	95	0.25
252	Jeypore	NED	Nabarangpur	NAWARANGPUR	NABRANGPUR TOWN-1	NEAR MAA MANGLA MILL	250	Maa Mangal	50	1	95	0.3
253	Jeypore	NED	Nabarangpur	NAWARANGPUR	NABRANGPUR TOWN-1	GANDHI NAGAR-4 NEAR KABARSTHAN	250	Gandhinagar	50	1	95	0.3
254	Jeypore	NED	Nabarangpur	NAWARANGPUR	PODALGUDA	MAJHIGUGA NEAR SP RESIDENCY	250	Majhiguda	50	1	95	0.3
255	Jeypore	NED	Nabarangpur	NAWARANGPUR RURAL	JAGANNATHPUR	JAGANNATHPUR 3	63	Jagannathpur	35-1 Ph	1	50	0.2
256	Jeypore	NED	Nabarangpur	NAWARANGPUR RURAL	DAHANA	DHANA1	100	Dhana	35-1 Ph	1	50	0.2
257	Jeypore	NED	Nabarangpur	NAWARANGPUR RURAL	DAHANA	DONGARA BHEJA3	100	Dongara Bheja	35-1 Ph	1	50	0.3
258	Jeypore	NED	Nabarangpur	NAWARANGPUR RURAL	DAHANA	PITAKUMULI4	100	Pitakumuli	35-1 Ph	1	50	0.3
259	Jeypore	NED	Nabarangpur	NAWARANGPUR RURAL	JAMUGUDA	BADAKUMLI VILLAGE 7	100	Badakumli Village	35-1 Ph	1	50	0.2
260	Jeypore	NED	Nabarangpur	NAWARANGPUR RURAL	JAMUGUDA	GUMAGUDA	100	Gumaguda	35-1 Ph	1	50	0.35
261	Jeypore	NED	Papadahandi	PAPADAHANDI	PAPADAHANDI TOWN	DISARIGUDA1	63	Disariguda	35-1 Ph	1	50	0.2
262	Jeypore	NED	Papadahandi	PAPADAHANDI	PAPADAHANDI TOWN	OLD THANA 2	100	Old Thana	35-1 Ph	1	50	0.2
263	Jeypore	NED	Papadahandi	PAPADAHANDI	DONGRA	MOKIAROADSIDE3	100	Mokiaroadside	35-1 Ph	1	50	0.2
264	Jeypore	NED	Papadahandi	PAPADAHANDI	DONGRA	DANGRA4	100	Dangra	35-1 Ph	1	50	0.3
265	Jeypore	NED	Papadahandi	PAPADAHANDI	TUMBERLA	TUMBRLLA4	100	Tumbrlla	35-1 Ph	1	50	0.2
266	Jeypore	NED	Umerkote	JHARIGAM	CHACHA	MUNDAPADAR 2	63	Mundarapada	35	1	50	0.3
267	Jeypore	NED	Umerkote	JHARIGAM	CHACHA	PAPUGAON 2	100	Papuarapada	35	1	50	0.2
268	Jeypore	NED	Umerkote	JHARIGAM	CHACHA	SIUNAGUDA	100	Siunarapada	35	1	50	0.3
269	Jeypore	NED	Papadahandi	DABUGAM	GUMUDA(DABUGAON)	KULIABUTRA	100	Kuliabutra	35-1 Ph	1	50	0.3
270	Jeypore	NED	Papadahandi	DABUGAM	GUMUDA(DABUGAON)	NUNPANI 2	100	Nunpani	35-1 Ph	1	50	0.3
271	Jeypore	NED	Papadahandi	KOSAGUMUDA	BADAMADA	ANULI	25	Anuli	35-1 Ph	1	35	0.2
272	Jeypore	NED	Papadahandi	KOSAGUMUDA	BADAMADA	PANARAGUDA	63	Panaraguda	35-1 Ph	1	50	0.3
273	Jeypore	NED	Papadahandi	KOSAGUMUDA	BADAMADA	RANIGUDA	25	Raniarapada	35-1 Ph	1	35	0.3
274	Jeypore	NED	Papadahandi	KOSAGUMUDA	RAJODA	RAJODA	25	Rajoda	35-1 Ph	1	35	0.3
275	Jeypore	NED	Papadahandi	KOSAGUMUDA	RAJODA	CHURCHUNDA	63	Churarapada	35-1 Ph	1	50	0.7
276	Jeypore	NED	Papadahandi	KOSAGUMUDA	RAJODA	RAJODA	63	Rajoda	35-1 Ph	1	50	0.3
277	Jeypore	NED	Papadahandi	KOSAGUMUDA	TEMERA	CHURAHANDI	100	Churarapada	35-1 Ph	1	50	0.4
278	Jeypore	NED	Papadahandi	KOSAGUMUDA	TEMERA	BAJRAGADA	63	Bajragada	35-1 Ph	1	50	0.3
279	Jeypore	NED	Papadahandi	KOSAGUMUDA	TEMERA	LANDUGUDA	25	Landuguda	35-1 Ph	1	35	0.3
280	Jeypore	NED	Papadahandi	KOSAGUMUDA	TEMERA	MUNDAGUDA	25	Mundaguda	35-1 Ph	1	50	0.4
281	Jeypore	NED	Papadahandi	KOSAGUMUDA	TEMERA	AMBDIGUDA	25	Ambdiguda	35-1 Ph	1	50	0.4
282	Jeypore	NED	Papadahandi	KOSAGUMUDA	CHIRMA	M GUMUDULI	25	M Gumuduli	35-1 Ph	1	35	0.3
283	Jeypore	NED	Nabarangpur	T KHUNTI	Kangra	Olama	63	Olamarapada	35	1	50	0.3
284	Jeypore	NED	Umerkote	CHANDAHANDI	DEOBANDH	Tentulipada1	100	Tentarapada	35-1 Ph	1	50	0.34
285	Jeypore	NED	UMARKOTE	CHANDAHANDI	CHANDAHANDI TOWN	Hanuman temple	100	Hanuarapada	35-1 Ph	1	95	0.3
286	Jeypore	NED	UMARKOTE	CHANDAHANDI	CHANDAHANDI TOWN	Old medical 100KVA	100	Old Medical 100Kva	35-1 Ph	1	50	0.3
287	Jeypore	NED	UMARKOTE	CHANDAHANDI	CHANDAHANDI TOWN	Chandahandi 1	100	Chanarapada	35-1 Ph	1	50	0.3
288	Jeypore	NED	UMARKOTE	CHANDAHANDI	BEHERAMUNDA	Bhojpur	100	Bhojarapada	35-1 Ph	1	50	0.3
289	Jeypore	NED	Umerkote	RAIGHAR	CHHATABEDA	SARGULI946	100	Sarguli	35	1	50	0.3
290	Jeypore	NED	Umerkote	RAIGHAR	CHHATABEDA	KUMLI608	100	Kumli	35	1	50	0.3
291	Jeypore	NED	Umerkote	RAIGHAR	CHHATABEDA	GANDHINAGAR445	63	Gandhinagar	35	1	50	0.3
292	Jeypore	NED	Umerkote	RAIGHAR	CHHATABEDA	KUDHUMUDHARA590	63	Kudhumudhara	35	1	50	0.3
293	Jeypore	NED	UMERKOTE	RAIGHAR	RAIGHAR TOWN	KUMBHARPARA	100	Kumbharpara	35	1	50	0.3
294	Rayagada	GED	Gumuda	Ramanguda	Mukundpur	Adiwasi street	25	Adiwasi street	35-1 Ph	2	35	0.5
295	Rayagada	GED	Gumuda	Gumuda	Naira	Naira	250	Dairyga	50	2	95	1
296	Rayagada	GED	Gunupur	Gunupur -town	Town	Haldiuya nala	500	Haldiuya nala	50	2	95	1
297	Rayagada	GED	Gunupur	Gunupur -town	Town	Gandhi nagar	250	Gandhi nagar	50	2	95	1
298	Rayagada	GED	Gunupur	Gunupur -town	Town	Bagadevda	315	Bagadevda	50	2	95	1

Location Sl. No. 32

LOCATION OF LT FEEDER AUGMENTATION

SL.NO.	NAME OF CIRCLE	NAME OF DIVISION	NAME OF SUB-DIVISION	NAME OF SECTION	NAME OF 11KV FEEDER	NAME OF DSS	RATING IN kVA	NAME OF LT ABC FEEDER	EXISTING SIZE OF AB CABLE (SQ MM)	NO. OF LT CIRCUIT PROPOSED TO BE AUGMENTED	PROPOSED AB CABLE SIZE (SQ MM)	PROPOSED LENGTH (KM)
299	Rayagada	GED	Gunupur	Gunupur -town	Town	Gadhiya khala road	250	Gadhiya khala road	50	2	95	1
300	Rayagada	GED	Gunupur	Gunupur -town	Town	Jail petha PHD	250	Jail petha PHD	50	2	95	1
301	Rayagada	GED	Gunupur	Gunupur -town	Court	Aamru bazar	315	Aamru bazar	50	2	95	1
302	Rayagada	GED	Gunupur	Gunupur -town	Court	Shiv shakti lane	500	Shiv shakti lane	50	2	95	1
303	Rayagada	GED	Gunupur	Gunupur -town	Court	Kamla nagar	500	Kamla nagar	50	1	95	0.9
304	Rayagada	GED	Gunupur	Gunupur -town	Regada	Raghu nath nagar	250	Raghu nath nagar	50	2	95	1
305	Rayagada	GED	Gunupur	Gunupur -town	Regada	Neladri vihar lane-5	315	Neladri vihar lane-5	50	1	95	0.9
306	RAYAGADA	PKED	Paralakhemundi	Urban	TOWN2	BUSSTAND	500	RAM NAGAR	50	1	95	0.8
307	RAYAGADA	PKED	Paralakhemundi	Urban	TOWN1	PADA DSS	500	TARANI NAGAR	55,25	1	95	0.5
308	RAYAGADA	PKED	Paralakhemundi	Urban	TOWN1	HATAPADA	2X100	HATAPADA	55,35	1	95	0.32
309	RAYAGADA	PKED	Paralakhemundi	Urban	TOWN4	PHD	315	FILTER HOUSE	50	1	95	0.3
310	RAYAGADA	PKED	Paralakhemundi	Urban	TOWN3	KANDRA SAIH	400	KANDRA SAHI	50	1	95	0.4
311	RAYAGADA	PKED	Paralakhemundi	Urban	TOWN1	RR FUNCTION HALL	500	SRI STREET	50	1	95	0.6
312	RAYAGADA	PKED	Paralakhemundi	Urban	TOWN1	KAMPASAHI	400	KAMPASAHI	55,25	1	95	0.4
313	RAYAGADA	PKED	Paralakhemundi	PKD RURAL	KERANDI	OLD SP	500	INDIRA NAGAR	50	1	95	0.9
314	RAYAGADA	PKED	Paralakhemundi	PKD RURAL	KERANDI	DAMODAR VIHAR	250	DAMODAR VIHAR	50	1	95	0.9
315	RAYAGADA	PKED	Paralakhemundi	PKD RURAL	KERANDI	RAMSAGAR	250	B SITAPUR	50	1	95	0.7
316	RAYAGADA	PKED	Paralakhemundi	PKD RURAL	TOWN 4	SUB JAIL	63	SUB JAIL	35	1	50	0.6
317	RAYAGADA	PKED	Paralakhemundi	PKD RURAL	PHD	DRDA	315	VIGILANCE OFFICE	35	1	95	0.6
318	RAYAGADA	PKED	Paralakhemundi	PKD RURAL	PHD	PHD	315	BACK SIDE MK RESTURANT	25	1	95	0.9
319	RAYAGADA	PKED	Paralakhemundi	PKD RURAL	PHD	MI	25	MI	35	1	50	0.4
320	RAYAGADA	PKED	R.UDAYGIRI	KHAJURIPADA	KEREDANGA	P.ANTARADA	63	P.ANTARADA	35	1	50	0.5
321	Rayagada	RED	Rayagada	Rayagada No2	Town 3	OMP	500	Ring Road	25	1	95	0.6
322	Rayagada	RED	Rayagada	Rayagada No2	Raniguda	PGR Pattnayak	500	VK function Hall	25	1	95	0.5
323	Rayagada	RED	Rayagada	Rayagada No2	Raniguda	PGR Pattnayak	500	Trinath Mandir	25	1	95	0.3
324	Rayagada	RED	Rayagada	Rayagada No2	Raniguda	VK Function Hall	500	Fire Station	35	1	95	0.2
325	Rayagada	RED	Rayagada	Rayagada No2	Town 4	Girls High School	250	DFO office	25	1	95	0.5
326	Rayagada	RED	Rayagada	Rayagada No2	Town 4	MI Division	500	Rani Complex	25	1	95	0.3
327	Rayagada	RED	Rayagada	Rayagada No2	Town 4	Jaga Rao	500	Kapilas road junction	25	1	95	0.2
328	Rayagada	RED	Rayagada	Rayagada No2	Town 4	Gajalaxmi 200KVA	200	Sai Mandir Road	25	1	95	0.15
329	Rayagada	RED	Rayagada	Rayagada No2	Raniguda	DFO 12th lane	315	DFO 12th lane	25	1	95	0.3
330	Rayagada	RED	Rayagada	Rayagada No2	Town 3	Govinda Sweets	315	Indoor Stadium	25	1	95	0.5
331	Rayagada	RED	Rayagada	Rayagada No2	Town 3	Pachavati Nagar	500	Indoor Stadium	25	1	95	0.5
332	Rayagada	RED	Rayagada	Rayagada No2	Town 3	Indiri nagar 1st lane	100	Sairam fast food	25	1	50	0.35
333	Rayagada	RED	Rayagada	Rayagada No2	Town 3	PGR Pattnayak	500	VK function Hall	25	1	95	0.5
334	Rayagada	RED	Rayagada	Rayagada No2	Town 3	VK Function Hall	100	Fire station	25	1	50	0.3
335	Rayagada	RED	Rayagada	Rayagada No2	Town 3	Raniguda FCC Front	315	Raniguda FCC Front	25	1	95	0.4
336	Rayagada	RED	Rayagada	Rayagada No2	Town 3	Jaga Rao	500	Gajalaxmi Puja Junction	25	1	95	0.3
337	Rayagada	RED	Rayagada	Rayagada No2	Town 3	Hallo Hotel	500	Gayatri Nagar 6th lane	25	1	95	0.3
338	Rayagada	RED	Rayagada	Rayagada No2	Town 3	Jyoti Fundry	100	Jyoti Fundry	25	1	50	0.2
339	Rayagada	RED	Rayagada	Rayagada No2	Tumbiguda	Kasturi Nagar 3rd lane LIC	500	Kasturi Nagar 3rd lane	25	1	95	0.2
340	Rayagada	RED	Rayagada	Rayagada No2	Tumbiguda	Housing Board	500	Main Road	25	1	95	0.6
341	Rayagada	RED	Rayagada	Rayagada No2	Tumbiguda	Housing Board	500	V2	25	1	95	0.6
342	Rayagada	RED	Rayagada	Rayagada No1	Town 1	Rohit Colony 10th Lane	250	Rohit Colony 10th Lane	50	1	95	0.4
343	Rayagada	RED	Rayagada	Rayagada No1	Town 2	Post Office 500KVA	500	Main Market	50	1	95	0.4
344	Rayagada	RED	Rayagada	Rayagada No1	Town 1	Rohit Colony 4th lane	315	Rohit Colony 4th lane	50	1	95	0.2
345	Rayagada	RED	Rayagada	Rayagada No1	Town 2	RK Nagara	500	Excise office	50	1	95	0.45
346	Rayagada	RED	Therubali	Kasipur	Chandragiri	Mali gaon	25	Mali gaon	25	1	35	0.2
347	Rayagada	RED	Therubali	Sikarpai	Sikarpai	Jhadia sahi	63	Jhadia sahi	25	1	50	0.15

Location Sl. No. 33

LOCATION FOR CONVERSION OF LT FEEDER 1-PH TO 3-PH

SL.NO.	NAME OF CIRCLE	NAME OF DIVISION	NAME OF SUB-DIVISION	NAME OF SECTION	NAME OF 11KV FEEDER	NAME OF DSS	RATING IN kVA	NAME OF LT ABC FEEDER	EXISTING SIZE OF AB CABLE (SQ MM)	NO. OF LT CIRCUIT PROPOSED TO BE AUGMENTED	PROPOSED AB CABLE SIZE (SQ MM)	PROPOSED LENGTH (KM)
1	BERHAMPUR	PSED	Kodala	KODALA	Mathasarsingi	Satanala	100	Main road	1PH-25	1	50	0.2
2	BERHAMPUR	PSED	POLASARA	POLASARA	POLASRA TOWN	DEVI NAGAR	250	SECNOD LANE	1-Ph 35	1	95	1.2
3	BERHAMPUR	PSED	POLASARA	POLASARA	POLASRA TOWN	FIRESTATION	250	GURUJI NAGAR	1-Ph 35	1	95	0.7
4	BERHAMPUR	PSED	POLASARA	POLASARA	POLASRA TOWN	LUNIGHATI	250	MAIN ROAD	1-Ph 35	1	95	1
5	BERHAMPUR	PSED	POLASARA	POLASARA	POLASRA TOWN	SANDHA SAHI	500	RAJABANGLA SAHI	1-Ph 35	1	95	0.7
6	BERHAMPUR	PSED	POLASARA	POLASARA	POLASRA TOWN	BUS STAND	315	PATIGARH ROAD	1-Ph 35	1	95	0.8
7	BERHAMPUR	PSED	POLASARA	POLASARA	POLASRA TOWN	KHANDIA SAHI	250	SURYA NAGR	1-Ph 35	1	95	0.8
8	BERHAMPUR	PSED	POLASARA	POLASARA	POLASRA TOWN	FOREST COLONY	250	HARIHAR NAGAR	1-Ph 35	1	95	0.5
9	BERHAMPUR	PSED	POLASARA	POLASARA	POLASARA RURAL	KONAKORDA	100	MAIN ROAD	1-Ph 35	1	50	0.5
10	BERHAMPUR	PSED	POLASARA	POLASARA	BELAGAON	DIMIRIA	100	TOWER SAHI	1-Ph 35	1	50	0.5
11	BERHAMPUR	PSED	POLASARA	POLASARA	BELAGAON	DIMIRIA	250	KHADAL SAHI	1-Ph 35	1	95	0.2
12	BERHAMPUR	PSED	POLASARA	POLASARA	BELAGAON	BAGHADI MILL CHAWK	100	BAGHADI	1-Ph 35	1	50	0.4
13	BERHAMPUR	PSED	POLASARA	POLASARA	KALAMBA	DHIA SAHI	200	MAIN ROAD	1-Ph 35	1	95	0.2
14	BERHAMPUR	PSED	POLASARA	POLASARA	KALAMBA	DHIA SAHI	200	NUA SAHI	1-Ph 35	1	95	0.3
15	BERHAMPUR	PSED	POLASARA	POLASARA	KALAMBA	BALI BANDHA CHAWK	250	MAIN ROAD	1-Ph 35	1	95	0.1
16	BERHAMPUR	PSED	POLASARA	POLASARA	KALAMBA	BALI BANDHA CHAWK	250	J B SAHI	1-Ph 35	1	95	0.2
17	BERHAMPUR	PSED	POLASARA	POLASARA	KALAMBA	NADI SAHI	250	NUA NADI SAHI	1-Ph 35	1	95	0.4
18	BERHAMPUR	PSED	POLASARA	POLASARA	KALAMBA	KHANDURU	500	TOTA SAHI	1-Ph 35	1	95	0.4
19	BERHAMPUR	PSED	POLASARA	POLASARA	KALAMBA	KHANDURU	500	BADA SAHI	1-Ph 35	1	95	0.4
20	BERHAMPUR	PSED	POLASARA	POLASARA	BALICHAI	GODHAPALAN	500	MAIN ROAD	1-Ph 35	1	95	0.3
21	BERHAMPUR	PSED	PURUSHOTTAMPUR	Purshottampur	BALIA	BARAPOLI	250	SCHOOL	1-Ph 35	1	95	0.35
22	BERHAMPUR	PSED	PURUSHOTTAMPUR	Purshottampur	TOWN	TREASURY	250	NILAKANTHNAGAR	1-Ph 35	1	95	0.3
23	BERHAMPUR	PSED	PURUSHOTTAMPUR	Purshottampur	TOWN	KALI MANDIR	250	PURUSOTTAM	1-Ph 35	1	95	0.3
24	BERHAMPUR	PSED	PURUSHOTTAMPUR	Purshottampur	TOWN	KANAKA	500	KOTHARI NAGAR	1-Ph 35	1	95	0.5
25	BERHAMPUR	PSED	PURUSHOTTAMPUR	Purshottampur	TOWN	KALI MANDIR	250	JYOTI NAGAR	1-Ph 35	1	95	0.7
26	BERHAMPUR	PSED	PURUSHOTTAMPUR	Purshottampur	TOWN	KALI MANDIR	250	SIBANANDA NAGAR	1-Ph 35	1	95	0.5
27	BERHAMPUR	PSED	PURUSHOTTAMPUR	Purshottampur	TOWN	BLOCK	500	NIRMAL NAGAR	1-Ph 35	1	95	0.2
28	BERHAMPUR	PSED	PURUSHOTTAMPUR	Purshottampur	TOWN	SWAPNAESWER	250	SWAPNESWER NAGAR	1-Ph 35	1	95	0.2
29	BERHAMPUR	PSED	PURUSHOTTAMPUR	Purshottampur	TOWN	TAHASIL	250	MAIN ROAD	1-Ph 35	1	95	0.2
30	BERHAMPUR	PSED	PURUSHOTTAMPUR	Purshottampur	Aachuli	Achuli	250	main road	1-Ph 35	1	95	0.35
31	BERHAMPUR	PSED	PURUSHOTTAMPUR	Purshottampur	bnpur	CHELU	250	MAIN ROAD	1-Ph 35	1	95	0.7
32	BERHAMPUR	PSED	PURUSHOTTAMPUR	Purshottampur	bn pur	CHANDPUR	100	TALA SAHI	1-Ph 35	1	50	0.2
33	BERHAMPUR	PSED	PURUSHOTTAMPUR	Purshottampur	BHUTASARSINGI	KHARIDA	100	MAIN ROAD	1-Ph 35	1	50	0.2
34	BERHAMPUR	PSED	PURUSHOTTAMPUR	Taratarini	Bhatakumarada	SBI 250KVa	250KVA	Omm Shati nagar, Rushikulya nagar	1-Ph 35	1	95	0.8
35	City	BED-I	GOPALPUR	GOPALPUR	HARIPUR	G PADAR	100	Padara	1 Ph-50	1	50	0.5
36	City	BED-I	Gopalpur	bhanjabihar	golabandha	kadarapalli	100+63	kadarpalli	35&50-1 Ph	1	50	0.8
37	City	BED-I	GOPALPUR	GOPALPUR	NARAYANPUR	ALLIPUR	250	ALLIPUR	1PH-25	1	95	0.5
38	City	BED-I	GOPALPUR	GOPALPUR	HARIPUR	BADAPUTI NEAR JIO TOWER	100	BADAPUTI NEAR JIO TOWER	35/50-1 Ph	1	95	0.8
39	City	BED-I	Industrial	City Hospital	TATA BENZ	Giri road	100	Giri road	1-Ph 35	1	95	0.5
40	City	BED-I	Medical	Ambapuha	Ambapua	Bajaj Bajpai	250	Maya mahal	1 Ph-50	2	95	1.2
41	City	BED-I	Medical	Ambapuha	Nilanchala nager	Alakapuri town ship	315	Branch line	1 Ph-50	1	95	0.5
42	City	BED-I	Medical	Ambapuha	Nilanchala nager	Alakapuri Purnananda nager	250	Branch line	1 Ph-50	1	95	0.3
43	City	BED-I	Medical	Ambapuha	Nilanchala nager	Nilanchala nager 5th line extention	100	Last Branch line	1 Ph-50	1	95	0.2
44	City	BED-I	Medical	Ambapuha	Ambapua	Bima nager 1st line	315	Bima nager 1th line	1 Ph-50	2	95	1.2
45	City	BED-I	Medical	Ambapuha	Ambapua	Bima nager 3rd line	315	Bima nager 6th line	1 Ph-50	1	95	0.5
46	City	BED-I	Medical	Ambapuha	Ajadhya nager	bidyut puri colony	315	Electrical colony	1 Ph-50	1	95	0.8
47	City	BED-I	SDO-2	Medical	Kamaplli	Chachrapadar	500	Goilundi	1-Ph 35	1	95	0.3
48	City	BED-I	SDO-2	Medical	Sidharth Nagar	Shiva Temple	400	Kopa	1-Ph 35	1	95	0.4
49	BERHAMPUR	GNED	CHATRAPUR	CHATRAPUR-2	KARATALI	KATURU SOUBHAGYA	25	Towards DASA Sahi	1-Ph 35	1	50	0.15
50	BERHAMPUR	GNED	CHATRAPUR	CHATRAPUR-2	KARATALI	TELAPALLI VILLAGE	100	Towards MAIN Rd	1 Ph-50	1	95	0.6
51	BERHAMPUR	GNED	CHATRAPUR	CHATRAPUR-2	KARATALI	BIPULING ANKULI	250	Towards HIGH Backside	1 Ph-50	1	95	0.2
52	BERHAMPUR	GNED	CHATRAPUR	CHATRAPUR-2	KARATALI	BIPULING ANKULI	100	Towards NUAGOUDA Ending	1-Ph 35	1	95	0.1
53	BERHAMPUR	GNED	CHATRAPUR	CHATRAPUR-2	KARATALI	BIPULING SIVA MANDIR	250	Towards RWSS Point	1-Ph 35	1	95	0.4
54	BERHAMPUR	GNED	CHATRAPUR	CHATRAPUR-2	KARATALI	BIPULING KALI MANDIR	250	Towards INDRAVASA Sahi	1-Ph 35	1	95	0.3
55	BERHAMPUR	GNED	CHATRAPUR	CHATRAPUR-2	KARATALI	BIPULING LI POINT-KALI TEMP	63	Towards NARAYANPANDA Plic	1-Ph 35	1	50	0.6
56	BERHAMPUR	GNED	CHATRAPUR	CHATRAPUR-2	KARATALI	LOKANATH PURU SIVA TEMPLE	100	Towards TUDUKUPALLI School	1-Ph 35	1	95	0.6
57	BERHAMPUR	GNED	CHATRAPUR	CHATRAPUR-2	BOULAGAON	KHURIGAON	100	TOWARDS BAGHALA	1-Ph 35	1	95	0.5
58	BERHAMPUR	GNED	CHATRAPUR	CHATRAPUR-2	BADAMADHAPUR	GAYATRI BRICK FACTORY	63	TOWARDS IRRGATION OFC	1-Ph 35	1	50	0.25
59	BERHAMPUR	GNED	CHATRAPUR	CHATRAPUR-1	PORT FEEDER	TULASI NAGAR-1	250	BY PASS	1-Ph 35	1	95	0.5
60	BERHAMPUR	GNED	CHATRAPUR	CHATRAPUR-1	LOWER BUS STAND	SATYABADI NAGAR	100	BLOCK COLONY -2	1-Ph 35	1	95	0.3
61	BERHAMPUR	HED	HINJILICUT	HINJILICUT	HINJLI	NALIA BANDHA	315	KARUNA KAR MARG	1PH-25	1	95	0.3
62	BERHAMPUR	HED	HINJILICUT	HINJILICUT	HINJLI	NEHUR MARG 7TH LANE	100	NEHUR MARG 7TH LANE	1PH-25	1	50	0.21
63	BERHAMPUR	HED	HINJILICUT	HINJILICUT	HINJLI	BANAMALI MARG	250	BANAMALI MARG	1PH-25	1	95	0.23
64	BERHAMPUR	HED	HINJILICUT	HINJILICUT	HINJLI	GANESH MARG	250	Ckt.1	1PH-25	1	95	0.26
65	BERHAMPUR	HED	HINJILICUT	HINJILICUT	NUAGADA	SOMPUR	250	SOMPUR	1PH-25	1	95	0.6
66	BERHAMPUR	HED	HINJILICUT	HINJILICUT	NUAGADA	ROYAL PALCE	250	Plotting area	1PH-25	1	95	0.3
67	BERHAMPUR	HED	HINJILICUT	HINJILICUT	NUAGADA	PADMAVATI NAGAR	250	PADMAVATI NAGAR	1PH-25	1	95	0.45
68	BERHAMPUR	HED	HINJILICUT	HINJILICUT	TOWN	MANIK NAGAR	250	MANIKNAGAR	1-Ph 35	1	95	0.35
69	BERHAMPUR	HED	HINJILICUT	HINJILICUT	MEDICAL	ANKORADA	100	BADA SAHI	1PH-25	1	50	0.1
70	BERHAMPUR	HED	HINJILICUT	HINJILICUT	TOWN	BAINCHA BANIA	500KVA	JAGANNATH MARG	1PH-25	1	95	0.2
71	BERHAMPUR	HED	HINJILICUT	HINJILICUT	TOWN	BAINCHA BANIA	500KVA	BAIKUTHA NAGAR	1PH-25	1	95	0.1
72	BERHAMPUR	HED	HINJILICUT	HINJILICUT	HINJLI	DURGA DEVI	500	BAULA SAHI	1PH-25	1	95	0.12
73	BERHAMPUR	HED	HINJILICUT	HINJILICUT	HINJLI	TEHSIL	250	FIRE STATION ROAD	1PH-25	1	95	0.2
74	BERHAMPUR	HED	HINJILICUT	HINJILICUT	HINJLI	KEUTA SAHI`	500	KEUTO SAHI	1PH-25	1	95	0.15
75	BERHAMPUR	HED	HINJILICUT	HINJILICUT	HINJLI	SUKHATA	500	DEBOTA BANDHA	1PH-25	1	95	0.16
76	BERHAMPUR	HED	HINJILICUT	HINJILICUT	HINJLI	NUASAHI	315	RAJA APARTMENT	1PH-25	1	95	0.1
77	BERHAMPUR	HED	HINJILICUT	HINJILICUT	TOWN	PRABHAKAR DOCTOR	100	SUB REGISTER OFFICE	1PH-25	1	50	0.25
78	BERHAMPUR	HED	HINJILICUT	HINJILICUT	TOWN	NUASAHI	315	BILLO SAHI	1-Ph 35	1	95	0.2
79	BERHAMPUR	HED	HINJILICUT	HINJILICUT	SIKIRI	KHARIDA	250	TELI SAHI	1PH-25	1	95	0.1
80	BERHAMPUR	HED	Sheragada	Sheragada	Sheragada Town	Shitala	250	Shitala	1PH-25	1	95	0.2

Location Sl. No. 33

LOCATION FOR CONVERSION OF LT FEEDER 1-PH TO 3-PH

SL.NO.	NAME OF CIRCLE	NAME OF DIVISION	NAME OF SUB-DIVISION	NAME OF SECTION	NAME OF 11KV FEEDER	NAME OF DSS	RATING IN kVA	NAME OF LT ABC FEEDER	EXISTING SIZE OF AB CABLE (SQ MM)	NO. OF LT CIRCUIT PROPOSED TO BE AUGMENTED	PROPOSED AB CABLE SIZE (SQ MM)	PROPOSED LENGTH (KM)
81	BERHAMPUR	HED	Sheragada	Sheragada	Sheragada Town	Patapalli	100	Patapalli	1PH-25	1	50	0.15
82	BERHAMPUR	HED	Sheragada	Sheragada	Sheragada Town	Takarada	63	Takarada	1PH-25	1	50	0.15
83	BERHAMPUR	HED	Sheragada	Sheragada	Sheragada Town	Infront of RI office	100	Infront of RI office	1PH-25	1	50	0.09
84	BERHAMPUR	HED	Sheragada	Sheragada	Dhabalapur	Bhusunda	100	Bhusunda	1PH-25	1	50	0.2
85	BERHAMPUR	HED	Sheragada	Sheragada	Dhabalapur	Kachakhandi	100	Kachakhandi	1PH-25	1	50	0.12
86	BERHAMPUR	HED	Sheragada	Sheragada	Dhabalapur	Krushnachhai	63	Krushnachhai	1PH-25	1	50	0.3
87	BERHAMPUR	HED	Sheragada	Sheragada	TOWN	Tota Sahi	100	Tota Sahi	1PH-25	1	50	0.3
88	BERHAMPUR	HED	HINJILICUT	Pitala	PITALA	NARENDRAPUR	100	NARENDRAPUR	1PH-25	1	50	0.35
89	Jeypore	MED	Balimela	Balimela	Korukonda	MV-31	63	Ckt.1	1-Ph 35	1	50	0.3
90	Jeypore	MED	Balimela	Balimela	Korukonda	Dutelguda	63	Ckt.1	1-Ph 35	1	50	0.2
91	Jeypore	MED	Balimela	Balimela	Korukonda	Sardaguda	63	Ckt.1	1-Ph 35	1	50	0.3
92	Jeypore	MED	Balimela	Balimela	Balimela Town	Durgapadia	250	Market Line	1-Ph 35	1	95	0.4
93	Jeypore	MED	Balimela	Balimela	Kamwada	MV-30	100	MV-30	1-Ph 35	1	50	0.6
94	Jeypore	MED	Balimela	Balimela	Kamwada	MV-29	100	Market Line	1-Ph 35	1	50	0.5
95	Jeypore	MED	MALKANGIRI	KALIMELA	kalimela town	PUSUGUDA	63	road line	1-Ph 35	1	50	0.6
96	Jeypore	MED	MALKANGIRI	KALIMELA	MV-96	MV-96	25	village	1-Ph 35	1	35	0.9
97	Jeypore	MED	MALKANGIRI	KALIMELA	MV-96	MV-80	63	village	1-Ph 35	1	50	0.7
98	Jeypore	MED	MALKANGIRI	KALIMELA	MPV-83	MPV-83	25	VILLAGE ROAD	1-Ph 35	1	35	0.6
99	Jeypore	MED	MALKANGIRI	KALIMELA	UNDRUKONDA	MPV-62	63	road line	1-Ph 35	1	50	0.7
100	JEYPORE	MED	MALKANGIRI	MALKANGIRI	TINAGARAGE	ASHRAMA INSIDE	315	TINAGARAGE	1-Ph 35	1	95	0.7
101	Jeypore	NED	Nabarangpur	NAWARANGPUR	PODALGUDA	NABARANGPUR COLLECTOR 1	100	Nabarangpur Collector	1-Ph 35	1	50	0.25
102	Jeypore	NED	Nabarangpur	NAWARANGPUR	NABRANGPUR TOWN-2	JAIL 2	100	Jail	1-Ph 35	1	50	0.2
103	Jeypore	NED	Nabarangpur	NAWARANGPUR	NABRANGPUR TOWN-2	DASARAPADA 4 PODALGUDA ROAD	100	Dasaharapada	1-Ph 35	1	50	0.2
104	Jeypore	NED	Nabarangpur	NAWARANGPUR	PODALGUDA	SP OFFICE NABARANGPUR	100	SPOffice	1-Ph 35	1	50	0.3
105	Jeypore	NED	Nabarangpur	NAWARANGPUR RURAL	S MALIGUDA	EKLAVYA SCHOOL QUARTER	100	Eklavya School	1-Ph 35	1	50	0.2
106	Jeypore	NED	Nabarangpur	NAWARANGPUR	CHUTIAGUDA	EMPLOYEMENT EXCHANGE	250	Gayatri Temple	1-Ph 35	1	95	0.3
107	Jeypore	NED	Nabarangpur	NAWARANGPUR	NABRANGPUR TOWN-1	MAITRI VIHAR	100	Maitrivihar	1-Ph 35	1	50	0.25
108	Jeypore	NED	Nabarangpur	NAWARANGPUR	NABRANGPUR TOWN-1	HIRLI	100	Hirli	1-Ph 35	1	50	0.9
109	Jeypore	NED	Nabarangpur	NAWARANGPUR	PODALGUDA	PODALGUDA MAJHIGUDA 8	100	Podalguda	1-Ph 35	1	50	0.25
110	Jeypore	NED	Nabarangpur	NAWARANGPUR	NABRANGPUR TOWN-1	NEAR MAA MANGLA MILL	100	Gandhinagar	1-Ph 35	1	50	0.2
111	Jeypore	NED	Nabarangpur	NAWARANGPUR	NABRANGPUR TOWN-1	GANDHINAGAR 4 Near Kabarstan	250	Kabatstan	1-Ph 35	1	95	0.4
112	Jeypore	NED	Nabarangpur	NAWARANGPUR	NABRANGPUR TOWN-1	GANDHINAGAR 4	100	Gandhinagar	1-Ph 35	1	50	0.3
113	Jeypore	NED	Nabarangpur	NAWARANGPUR	PODALGUDA	ROCKYSAAN FRONT	250	Rocky sen	1-Ph 35	1	95	0.4
114	Jeypore	NED	Papadahandi	PAPADAHANDI	DONGRA	KUKURABINDHA2	100	KUKURABINDHA2	1-Ph 35	1	50	0.4
115	Jeypore	NED	Papadahandi	PAPADAHANDI	SINDHIGUDA	DUMRIPADAR 1	250	DUMRIPADAR 1	1-Ph 35	1	95	0.4
116	Jeypore	NED	PAPADAHANDI	PAPADAHANDI	PAPADAHANDI	BHAIRABANDHA	63	BHAIRABANDHA	1-Ph 35	1	50	0.3
117	Jeypore	NED	Umerkote	UMERKOTE	UMERKOTE TOWN	UMERKOTEPOLICESTATION	63	UMERKOTEPOLICESTATION	1-Ph 35	1	50	0.25
118	Jeypore	NED	Umerkote	UMERKOTE	DNK	DNKCHILDRENPARK	100	DNKCHILDRENPARK	1-Ph 35	1	50	0.3
119	Jeypore	NED	Umerkote	UMERKOTE	DNK	GOVITIUMERKOTE	100	GOVITIUMERKOTE	1-Ph 35	1	50	0.3
120	Jeypore	NED	Umerkote	UMERKOTE	UMERKOTE TOWN	UV4	100	UV4	1-Ph 35	1	50	0.3
121	Jeypore	NED	Umerkote	UMERKOTE	DNK	KALINGAADARSABIDYALAYA	100	KALINGAADARSABIDYALAYA	1-Ph 35	1	50	0.2
122	Jeypore	NED	Umerkote	UMERKOTE	UMERKOTE TOWN	SUBDIVISIONALP11	100	SUBDIVISIONALP11	1-Ph 35	1	50	0.3
123	Jeypore	NED	Umerkote	UMERKOTE	BHARANDI	SANABHARANDI1	100	SANABHARANDI1	1-Ph 35	1	50	0.5
124	Jeypore	NED	Umerkote	JHARIGAM	EKAMBA(JHARIGAM)	ANCHALA ADIVASI 3	63	ANCHALA ADIVASI 3	1-Ph 35	1	50	0.2
125	Jeypore	NED	Umerkote	JHARIGAM	CHACHA	PAPUGAON 1	63	PAPUGAON 1	1-Ph 35	1	50	0.3
126	Jeypore	NED	Umerkote	JHARIGAM	CHACHA	PURNIGUDA 2	100	PURNIGUDA 2	1-Ph 35	1	50	0.51
127	Jeypore	NED	Papadahandi	DABUGAM	GUMUDA(DABUGAON)	PHULBHATA 1	63	PHULBHATA 1	1-Ph 35	1	50	0.3
128	Jeypore	NED	Papadahandi	KOSAGUMUDA	TOWN	MEDICAL	250	MEDICAL	1-Ph 35	1	95	0.4
129	Jeypore	NED	Papadahandi	KOSAGUMUDA	TOWN	KOSAGUMUDA	100	KOSAGUMUDA	1-Ph 35	1	50	0.3
130	CITY	BED-III	KANISI	JAGAPUR	GOLANTHARA	HARIPUR	100	Ckt.1	1-Ph 35	1	50	0.35
131	CITY	BED-III	KANISI	JAGAPUR	GOLANTHARA	HARIPUR	100	Ckt.1	1-Ph 35	1	50	0.2
132	CITY	BED-III	SSD-4	Lathi	Lathi	Atta factory	100	Ckt.1	1-Ph 35	1	50	1
133	CITY	BED-III	SSD-4	Kukudakhandi	Ankushpur	Ratnapur	100	Ckt.1	1-Ph 35	1	50	1
134	CITY	BED-III	SSD-4	Kukudakhandi	Auto Nagar	Srikhetra Vihar-1	250	Ckt.1	1-Ph 35	2	95	2
135	CITY	BED-III	SSD-4	Kukudakhandi	Ankushpur	Soundarya nagar-1	100	Ckt.1	1-Ph 35	2	95	1.4
136	CITY	BED-III	SSD-4	LATHI	Lathi	Gopalgaon	25	Ckt.1	1-Ph 35	1	50	0.4
137	ASKA	GSED	Digapahandi	PUDAMARI	BHISMAGIRI	BY PASS ROAD	25	BY PASS ROAD	1-Ph 35	1	35	0.16
138	Jeypore	NED	Papadahandi	KOSAGUMUDA	TEMERA	SINDHIBHATA	25	Sindhibhata	1-Ph 35	1	35	0.3
139	Jeypore	NED	Papadahandi	KOSAGUMUDA	KODINGA	KODINGA	25	Kodiarapada	1-Ph 35	1	35	0.2
140	RAYAGADA	RED	RAYAGADA	JK PUR	JKPUR	DEVADOLA	250	CKT2	1-Ph 35	1	95	0.45
141	RAYAGADA	RED	Rayagada	Rayagada No2	Town 4	PG Pattnayak	500	Autostand Line AB S/W	1PH-25	1	95	0.4
142	RAYAGADA	RED	Rayagada	Rayagada No2	Town 3	OMP	500	Nehru Nagar 3rd lane	1PH-25	1	95	0.3
143	RAYAGADA	RED	Rayagada	Rayagada No2	RANIGUDA	HORTICULTURE ROAD	315	DFO 9TH LANE	1-Ph 35	1	95	0.2
144	RAYAGADA	RED	Rayagada	Rayagada No2	TOWN-4	DFO 4TH LANE	500	DFO 3RD LANE	1-Ph 35	1	95	0.15
145	RAYAGADA	RED	Rayagada	Rayagada No2	TOWN-3	GAYATRI NAGAR	315	GAYATHRI NAGAR 6 TH LANE	1-Ph 35	1	95	0.4
146	RAYAGADA	RED	Rayagada	Rayagada No2	TOWN-3	HONDA SHOW ROOM	315	DR PRUSTY BACK SIDE	1-Ph 35	1	95	0.25
147	RAYAGADA	RED	Rayagada	Rayagada No2	JK	SYAMALA CEMENT	250	SAI PRIYA NAGAR 8TH LANE	1-Ph 35	1	95	0.4

Location Sl. No. 34

LOCATION OF INFRASTRUCTURE DEVELOPMENT FOR EXISTING OFFICES

Sr. No.	Circle Name	Office Type	Office Name / Work Name
1	Bhanjanagar	Sub-Division Office	SDO 1
2	Bhanjanagar	Other	ESO 1
3	Bhanjanagar	Section Office	Bhejiput SO
4	Bhanjanagar	Sub-Division Office	SDO 2
5	Bhanjanagar	Section Office	Tilisingi
6	Bhanjanagar	Other	GRF + CRC
7	Aska	Division Office	KS Nagar DO
8	Aska	Sub-Division Office	KS Nagar SDO
9	Aska	Section Office	KS Nagar SO
10	Jeypore	Office Extension	Koraput DO Extension
11	Jeypore	Office Extension	Umerkote SDO office Extension
12	City	Other	EMR
13	City	Other	Enforcement office
14	City	Sub-Division Office	Gopalpur SDO
15	City	Section Office	Gopalpur SO
16	Rayagada	Sub-Division Office	R. Udaygiri SDO
17	Rayagada	Section Office	R. Udaygiri SO
18	Rayagada	Section Office	JK Pur SO
19	Rayagada	Section Office	Kashipur SO
20	Rayagada	Office Extension	PKED Extension
21	Rayagada	Other	GRF
22	Rayagada	Other	Enforcement office
23	Rayagada	Sub-Division Office	SDO
24	Rayagada	Other	Govt Project
25	Berhampur	Section Office	PSED SO
26	Berhampur	Section Office	Pitala SO
27	berhampur	Section Office	Konkorda SO
28	Berhampur	Section Office	Beguniapada SO
29	Berhampur	Section Office	Rambha
30	Berhampur	Sub-Division Office	Rambha

Location Sl. No. 35

LOCATION OF ROOF TOP SOLAR

Sr. No.	Circle Name	Office Type	Office Location for Roof Top Solar
1	Bhanjanagar	Sub-Division Office	SDO 1
2	Bhanjanagar	Other	ESO 1
3	Bhanjanagar	Section Office	Bhejiput SO
4	Bhanjanagar	Sub-Division Office	SDO 2
5	Bhanjanagar	Section Office	Tilisingi
6	Bhanjanagar	Other	GRF + CRC
7	Aska	Division Office	KS Nagar DO
8	Aska	Sub-Division Office	KS Nagar SDO
9	Aska	Section Office	KS Nagar SO
10	Jeypore	Office Extension	Koraput DO Extension
11	Jeypore	Office Extension	Umerkote SDO office Extension
12	City	Other	EMR
13	City	Other	Enforcement office
14	City	Sub-Division Office	Gopalpur SDO
15	City	Section Office	Gopalpur SO
16	Rayagada	Sub-Division Office	R. Udaygiri SDO
17	Rayagada	Section Office	R. Udaygiri SO
18	Rayagada	Section Office	JK Pur SO
19	Rayagada	Section Office	Kashipur SO
20	Rayagada	Office Extension	PKED Extension
21	Rayagada	Other	GRF
22	Rayagada	Other	Enforcement office
23	Rayagada	Sub-Division Office	SDO
24	Rayagada	Other	Govt Project
25	Berhampur	Section Office	PSED SO
26	Berhampur	Section Office	Pitala SO
27	berhampur	Section Office	Konkorda SO
28	Berhampur	Section Office	Beguniapada SO
29	Berhampur	Section Office	Rambha
30	Berhampur	Sub-Division Office	Rambha